



Rugged.

Reliable.

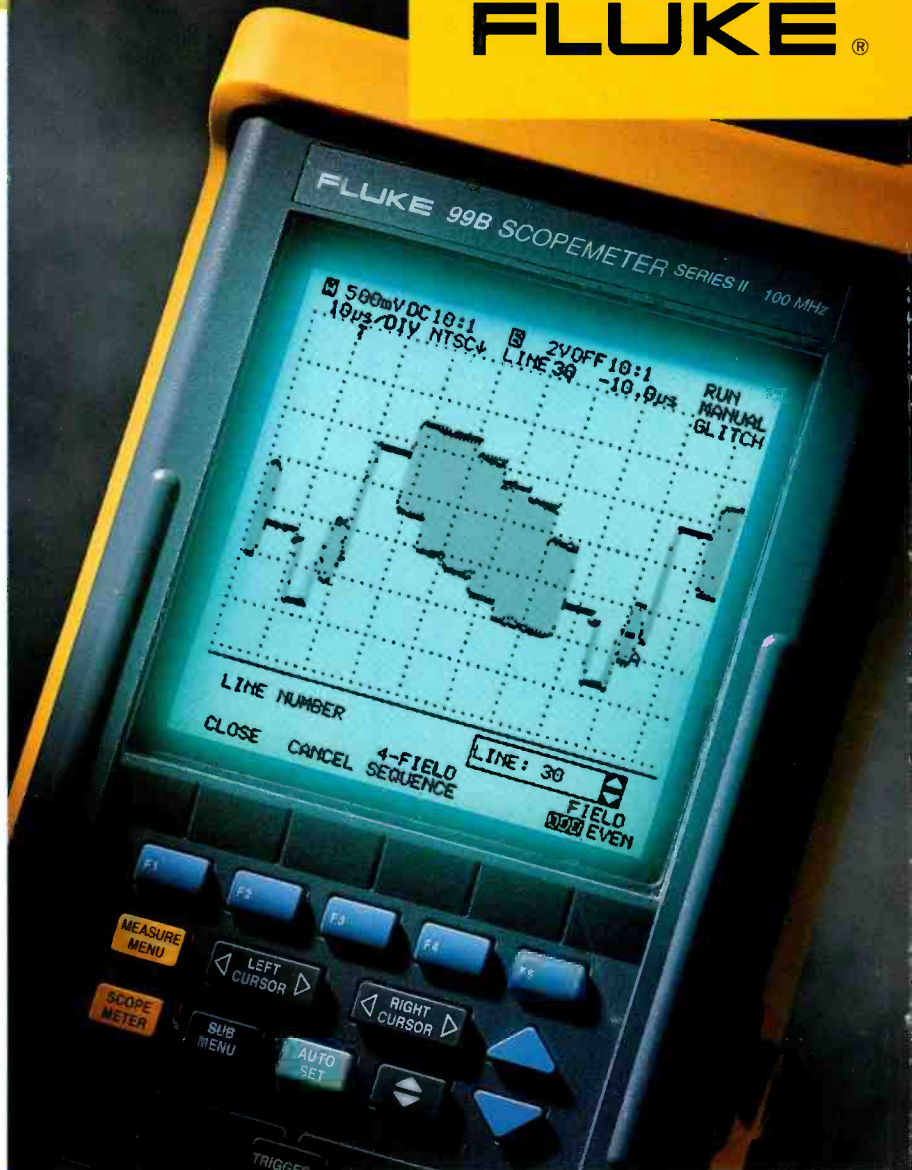
High-performance  
scope.

But one  
feature really  
stands out.



(Here's a hint.)

**FLUKE**®



**Special  
Offer.**

Only

**\$945**

**ScopeMeter 92B  
(2ch/60 MHz)**

**1-800-92-FLUKE**

**The ScopeMeter® 90 Series test tools—with a 10X brighter screen.**

Daylight or darkness. Indoors or out. No matter where you're troubleshooting, it's easier with our ScopeMeter 90B Series. They're the same rugged, dependable, hand-held scopes you know, only much easier to read — thanks to a cold cathode fluorescent screen that's literally 10 times brighter.

They're also much more accurate, with a choice of 100 MHz or 60 MHz bandwidth and up to 5 Gigasamples/

second repetitive sampling rate.

There's even video triggering, four hours of battery life and a new time and date clock feature.

And for a limited time, Fluke is offering its 92B, 60 MHz unit for only \$945. That's a savings of \$550 off the regular price of \$1,495. It's time you saw the light yourself.

To get your hands on a powerful ScopeMeter test tool, call Fluke today at 1-800-92-FLUKE.

©1996 Fluke Corporation, P.O. Box 9090, M/S 250E, Everett, WA, USA 98206-9090, U.S. (800) 44-FLUKE or (206) 356-5400. Canada (905) 890-7600, Europe (31 40) 2 678 200, Other Countries (206) 356-5500. All rights reserved. FLU-281-104  
CIRCLE 121 ON FREE INFORMATION CARD

# CONTENTS

DECEMBER 1996

**ON THE COVER****37 BUILD A BIOFEEDBACK MONITOR**


Are you losing your patience with others or yourself faster than ever? Are you popping antacids at an alarming rate? Does your mind race at night preventing you from getting a good night's sleep? Those are all signs that the stress and strain of everyday life might be getting to you. What's the antidote? Just relax, but that's easier said than done. This month, we present an aid that can help smooth over life's rough edges. It is a Biofeedback Monitor that you can use to help train your mind to relax when the going gets rough. Best of all, building it won't strain your nerves, or your wallet.

— *James J. Barbarello*

**BUILD THIS****44 AUTOMATIC FAN-SPEED CONTROL FOR YOUR FURNACE**

Keep your home comfortable while saving on energy costs.

— *Anthony J. Caristi*

**58 CABLE REFLECTION TESTER**

Test all types of cables for opens, shorts, mismatches, and more.

— *James E. Cicon*

**63 AUTOMATIC PARTS TRAY**

This month, we show you the software that makes it work, and we add an optical interface.

— *James J. Barbarello*



As a service to readers, ELECTRONICS NOW publishes available plans or information relating to newsworthy products, techniques and scientific and technological developments. Because of possible variances in the quality and condition of materials and workmanship used by readers, ELECTRONICS NOW disclaims any responsibility for the safe and proper functioning of reader-built projects based upon or from plans or information published in this magazine.

Since some of the equipment and circuitry in ELECTRONICS NOW may relate to or be covered by U.S. patents, ELECTRONICS NOW disclaims any liability for the infringement of such patents by the making, using, or selling of any such equipment or circuitry, and suggests that anyone interested in such projects consult a patent attorney.

ELECTRONICS NOW, (ISSN 1067-9294) December 1996. Published monthly by Gernsback Publications, Inc., 500 Bi-County Boulevard, Farmingdale, NY 11735-3931. Second-Class Postage paid at Farmingdale, NY and additional mailing offices. Canada Post IPM Agreement No. 334103, authorized at Mississauga, Canada. One-year subscription rate U.S.A. and possessions \$19.97, Canada \$27.79 (includes G.S.T., Canadian Goods and Services Tax, Registration No. R125166280), all other countries \$28.97. All subscription orders payable in U.S.A. funds only, via international postal money order or check drawn on a U.S.A. bank. Single copies \$3.50. © 1996 by Gernsback Publications, Inc. All rights reserved. Printed in U.S.A.

POSTMASTER: Please send address changes to ELECTRONICS NOW, Subscription Dept., Box 55115, Boulder, CO 80321-5115.

A stamped self-address envelope must accompany all submitted manuscripts and/or artwork or photographs if their return is desired should they be rejected. We disclaim any responsibility for the loss or damage of manuscripts and/or artwork or photographs while in our possession or otherwise.


**TECHNOLOGY**

**54 A LOOK AT PC TECHNOLOGY**  
Learn about today's state of the art in computer technology, and peek ahead at what's coming soon. — *Marc Spiwak*



**DEPARTMENTS**

**8 VIDEO NEWS**  
What's new in this fast-changing industry. — *David Lachenbruch*



**20 EQUIPMENT REPORT**  
Fargo Electronics color-photo printer.

**26 COMPUTER CONNECTIONS**  
The stress gets to a writer. — *Jeff Holtzman*

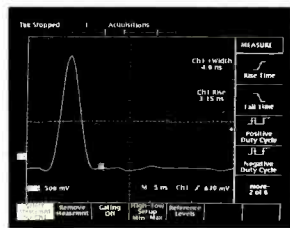
**28 AUDIO UPDATE**  
Splitting microphones. — *Franklin J. Miller*



**30 SERVICING**  
Making your job easier with a digital scope. — *Dick LaJeunesse*

**72 TECH MUSINGS**  
Solving linear equations, induction heating, and more. — *Don Lancaster*

**78 LASER EXPERIMENTS**  
Creating laser-light shows. — *Carl J. Bergquist*



**AND MORE**

- |                      |                                     |
|----------------------|-------------------------------------|
| <b>4 EDITORIAL</b>   | <b>22 NEW PRODUCTS</b>              |
| <b>6 WHAT'S NEWS</b> | <b>24 NEW LITERATURE</b>            |
| <b>10 Q&amp;A</b>    | <b>126 ADVERTISING INDEX</b>        |
| <b>14 LETTERS</b>    | <b>126 ADVERTISING SALES OFFICE</b> |

**Electronics NOW®**

Hugo Gernsback (1884-1967) founder

**LARRY STECKLER, EHF, CET,**  
Editor-in-chief and publisher

**EDITORIAL DEPARTMENT**

- CARL LARON,** editor  
**JOSEPH J. SUDA,** associate technical editor  
**JULIAN S. MARTIN,** associate editor  
**TERI SCADUTO,** assistant editor  
**MICHAEL A. COVINGTON, N4TMI** contributing editor  
**JEFFREY K. HOLTZMAN,** computer editor  
**LARRY KLEIN,** audio editor  
**DAVID LACHENBRUCH,** contributing editor  
**DON LANCASTER,** contributing editor  
**EVELYN ROSE,** editorial assistant

**ART DEPARTMENT**

**ANDRE DUZANT,** art director  
**RUSSELL C. TRUELSON,** illustrator

**PRODUCTION DEPARTMENT**

**RUBY M. YEE,** production director  
**KATHRYN R. CAMPBELL,** production assistant  
**KEN COREN,** desktop production director  
**LISA BAYNON,** desktop production

**CIRCULATION DEPARTMENT**

**JACQUELINE P. CHEESEBORO,** circulation director  
**THERESA LOMBARDO,** circulation assistant

**REPRINT DEPARTMENT**

**MICHELE TORRILLO,** reprint bookstore

Typography by Mates Graphics  
 Cover design by David Loewy

Electronics Now is indexed in *Applied Science & Technology Index*, and *Readers Guide to Periodical Literature*, *Academic Abstracts*, and *Magazine Article Summaries*.

Microfilm & Microfiche editions are available. Contact reprint bookstore for details.

**Advertising Sales Offices listed on page 126.**

Electronics Now Executive and Administrative Offices  
**1-516-293-3000.**

Subscriber Customer Service:  
**1-800-999-7139.**  
**7:00 AM-6:00 PM Monday-Friday MST**



Audit Bureau of Circulations  
 Member

# CircuitMaker®

## The Virtual Electronics Lab™

The screenshot displays the CircuitMaker software interface. On the left is a menu bar with options like Block, Current, Delete, Edit, File, Find, Highlight, Information, Jump, Library, Mouse, NextList, Repeat, Setup, Un-Delete, and Zoom. The main workspace shows a schematic diagram of a circuit with components like resistors (R1, R2, R3, R4, R5, R6), capacitors (C1, C2), and operational amplifiers (UA741). A DC analysis window shows a graph of voltage over time, with a value of 12.00 V. A transient analysis window shows a graph of voltage over time with a peak of 868mV. An AC analysis window shows a graph of voltage gain over frequency. On the right, a rocket launch simulation is shown with the text 'Count down to launch' and 'Alarm'.

New For  
Windows 95/NT  
**VERSION 4**  
Enhanced For  
Windows 3.1x

### Professional Schematic Layout

CircuitMaker's schematic capabilities are unmatched and include many advanced editing features not found in similar programs. These powerful features minimize the time and task associated with drawing a schematic and insure a professional looking final product. Printout and export options are numerous and results are of the highest quality. But that's what people have come to expect from CircuitMaker.

### Unlimited, Indestructible Devices

CircuitMaker ships with over 1500 devices. That's more (at no additional cost) than any competing product. If you need a device that is not included, CircuitMaker provides industry standard SPICE import and a powerful macro capability. These indestructible devices accurately emulate actual devices and enable the user to try all those "what if" scenarios with no risk and at no additional cost.

### Accurate Simulation & Advanced Analysis

CircuitMaker features analog, digital and mixed-mode simulation. Obviously, simulation is of no value if the results are not accurate. CircuitMaker's simulation engine is based on Berkeley SPICE3, which is renowned for it's accuracy. That's why we can factually state that CircuitMaker provides it's user with the most accurate simulation available. Furthermore, CircuitMaker provides a wealth of analysis capabilities not found in other products in it's class. No other product offers this much simulation muscle at such a reasonable price.

### Printed Circuit Board Output

CircuitMaker's PCB output capability helps you complete your design cycle, by generating a netlist that can be imported into any compatible PCB program. This is not a costly "add-on module", it comes standard with every copy of CircuitMaker. MicroCode Engineering also offers TraxMaker, a professional level, PCB layout and autorouting program for just \$299. Used in conjunction with CircuitMaker, TraxMaker completes a powerful end-to-end circuit design system.

Advanced Schematic Capture  
Digital, Analog, and Mixed-Mode Simulation  
Full SPICE Compatibility  
SPICE Export/Import  
PCB Export  
Retail Price

CircuitMaker	YES	YES	YES	YES	YES	YES	\$299
Electronics Workbench version 4	YES	NO	YES	NO	NO	NO	\$299
Electronics Workbench Engineer's Pack	YES	NO	YES	NO	YES	YES	\$599

**"CircuitMaker Shocks The Competition, With An Unbeatable Bottom-line"**

### Total Customer Satisfaction

At MicroCode Engineering we are committed to total customer satisfaction. When you purchase CircuitMaker you have the confidence of knowing that a trained staff of professionals is available to serve you after the sale. Our free unlimited customer service is second to none! Whether you have general or technical questions they will be answered promptly by a knowledgeable representative.


### FREE Functional Demo

A free functional demo is available on the Internet at <http://www.microcode.com>, on CompuServe (GO MICROCODE) and on America Online by doing a file search for CircuitMaker.

Call now to order or  
request additional information  
**800-419-4242**



# EARN YOUR B.S. DEGREE IN COMPUTERS OR ELECTRONICS



## By Studying at Home

Grantham College of Engineering, now in our 46th year, is highly experienced in "distance education"—teaching by correspondence—through printed materials, computer materials, fax, modem, and phone.

No commuting to class. Study at your own pace, while continuing on your present job. Learn from easy-to-understand but complete and thorough lesson materials, with additional help from our instructors.

Grantham offers three separate distance-education programs, leading to the following accredited degrees;

(1) The B.S.E.T. with Major Emphasis in Electronics.

(2) The B.S.E.T. with Major Emphasis in Computers.

(3) The B.S.C.S. — the Bachelor of Science in Computer Science.

An important part of being prepared to *move up* is holding the right college degree, and the absolutely necessary part is knowing your field. Grantham can help you both ways—to learn more and to earn your degree in the process.

Write or phone for our free catalog. Toll free, 1-800-955-2527, or see mailing address below.

Accredited by  
the Accrediting Commission of the  
Distance Education and  
Training Council

**GRANTHAM**  
**College of Engineering**  
Grantham College Road  
Slidell, LA 70460

# EDITORIAL

## Questions, Answers, Promises, and Wishes

Back in my first editorial (*Electronics Now*, September 1996), I asked for your help in determining the future course of this magazine. The answers I received were interesting, gratifying, and somewhat overwhelming.

To start with, I want to thank each and every one who took the time to respond. It is that kind of feedback that helps keep *Electronics Now* on course. If you see something wrong or right, or have an opinion and don't share it with us, it is sort of like not voting and then complaining afterward about the results of an election.

Anyway, as to the responses, they offered a wide gamut of specific likes and dislikes, but most had one unifying theme: Keep the spirit and tone of the magazine right where it is. I promise that is one thing that will happen. For those who would like to see what your fellow readers think, a few selected letters appear in this month's Letters column. A few others might appear in future columns.

And, please, keep on writing! Your opinions and suggestions count for a lot. While the demands of publishing a monthly magazine prevents me from answering each and every letter individually, each and every one is read and appreciated.

Let me close this month by wishing all our readers, advertisers, staff, and their families a joyous holiday season and a happy New Year.



Carl Laron  
Editor

# Radio distress calls answered daily.



**Y**ou can rely on RadioShack parts to improve your station and help keep you on the air. Plus, we've got America's best-selling 2-meter HT, a value-packed 440MHz handheld, hot new mobile 2M rig, 2M mobile amplifier, and remote-sensing digital HF SWR meter. Now you can enjoy fast delivery of Ham gear from AEA™, Hy-Gain®, Glen Martin™ MobileAm™, Uniden® and Vectronics™, too. From replacement mic plugs and licensing software to packet TNCs, beam antennas and crank-up towers, see what's new for Hams today at RadioShack. We've got the products, the parts and the people to help you put it all together. For a store near you, call 1-800-THE-SHACK.



**RadioShack**<sup>SM</sup>  
You've got questions.  
We've got answers.®

CIRCLE 78 ON FREE INFORMATION CARD

[www.americanradiohistory.com](http://www.americanradiohistory.com)



# WHAT'S NEWS

A REVIEW OF THE LATEST HAPPENINGS IN ELECTRONICS

## FCC Approves Digital Wireless Cable

The FCC last summer approved a petition from the Wireless Cable Association International (WCA) to allow wireless cable operators to implement digital-compression technology. The ruling allows wireless-cable operators to move from 33 analog channels to a digital system with more than 100 channels of programming. Tests and trials of the digital technology have proven successful, but the FCC action was needed before widespread deployment could begin.

In a letter to WCA president Richard Alston, FCC chairman Reed E. Hundt wrote: "From this day forward, the Commission will routinely grant wireless cable and ITFS applications proposing to transmit digitally on a non-interfering basis. Through the magic of digital technology, wireless cable operators now will be able to increase the carrying capacity of their wireless cable spectrum to well over 100 channels—a veritable gold mine for video-programming distributors."

"This clears the way for dramatic growth in the wireless cable industry," said Alston. "Wireless cable operators can now invest with confidence in digital technology, greatly expanding services and reach to new customers."

The drive to receive FCC approval was led by major system operators such as American Telecasting and People's Choice TV Corporation. American Telecasting plans to begin its conversion to digital technology in 1997.

## ISCET To Share Test Administration

The International Society of Certified Electronics Technicians (ISCET) has decided to make the ISCET testing

program available to all interested associations. Other associations are encouraged to choose their own test administrators and to allow the ISCET-issued test and certificate to bear the logo and name of the participating association. A portion of the test fee will go to the certifying organization.

ISCET has also agreed to accept the Electronics Technicians Association (ETA) Associate Test in lieu of the ISCET Associate Test requirement. Those who pass the ETA exam will qualify to take any one of the ISCET Journeyman exams. ISCET remains open to continuing negotiations with the ETA to develop a common Associate exam pool. Leaders from the National Electronics Service Dealers Association (NESDA), the National Association of Service Dealers (NASD), and the National Independent Appliance Servicers (NIAS) have agreed to support ISCET's efforts to unify national technician certification.

ISCET has certified more than 41,000 electronics and appliance technicians, most of whom hold Associate certification. Based in Fort Worth, Texas, ISCET is recognized as the leading electronics- and appliance-technician certification agency.

## First HDTV Station On Air

On July 30, WHD-TV became the first commercial station to broadcast and receive live HDTV signals. Based in Washington, D.C., WHD-TV is operated by WRC-TV, which is owned and operated by NBC. The model HDTV station is funded by equipment manufacturers and some 250 television stations nationwide. The broadcasts used the Grand Alliance system on which the proposed FCC digital-television standard is based.

The first public, on-air demonstration of the broadcast and reception of live and taped digital signals occurred on

August 1. A taped segment of Lawrence of Arabia, transmitted using progressive scan and in its original aspect ratio, was shown in subsequent demonstrations.

WHD-TV has obtained an experimental license from the FCC to operate on channels 27, 30, and 34. Its purpose is to provide broadcasters and equipment manufacturers hands-on experience with the design, operation, and evaluation of the equipment needed to smoothly carry out the transition from the analog NTSC broadcast system to the digital era. The Model HDTV Station Project is sponsored by the Association for Maximum Service Television (MSTV) and the Consumer Electronics Manufacturers Association (CEMA). The project is being implemented by the David Sarnoff Research Center.

"We are delighted that both the broadcast and reception of a Grand Alliance HDTV signal were successful and ahead of schedule," said Jim McKinney, Model HDTV Station Project director. "Both video and audio signals were broadcast, as were data signals. Full high-definition television pictures and digital audio signals were received, decoded, and displayed as part of the first transmissions."

CEMA president Gary Shapiro added, "This is a great step forward for HDTV. As soon as the digital HDTV standard, recommended by the FCC Advisory Committee, is adopted by the FCC, HDTV will become a reality."

## FCC Eases Dish Restrictions

An FCC order issued in August allows people to install satellite dishes or other antennas, even when local governments or homeowners' associations have passed restrictions against them. As long as the equipment is installed on private property, meets certain aesthetic guide-

*continued on page 18*




Special Prices for Electronics Now Readers. Please mention VIP #DR6!

# Your One Stop Component & Computer Source

Call for your FREE catalog!

## 8031 Embedded Applications Proto PC Board



- 32KB of SRAM
- 8031 CPU
- 32KB of monitor EPROM
- 14 screw-type terminal blocks connected to general purpose digital input/output ports
- 40-pin header for all system signals
- Two 23-pin headers for demultiplexed data, address, control, and I/O signals
- Size: 4.0"W x 7.0"L • Weight: 1.3 lbs.

**Part No. Description Price**  
**119546** 8031 proto board... **Special \$99.95**

## Modem Technical Guide

Great tool for beginners and experienced modem users and includes a bonus CD-ROM! Includes modem primer, set-up information, hardware configuration settings and diagrams for many of the most popular models on the market.

- Detailed summaries of standard and proprietary commands • 625 pages

**Part No. Description Price**  
**133794** Modem Tech. Guide **\$49.95 \$44.95**

## Electronic Temp-Control Soldering Station

- Temperature control: 500°-800°F
- Circuit protects voltage and current sensitive ICs from voltage spikes
- Power consumption: 45W at 650°
- Includes one P/N 35115, 1/16" tip

**Part No. Description Price**  
**129058** Soldering station... **Special \$59.95**

## Benchtop PC Board Solder Station

- Holds PC boards up to 13" wide
- Can be adjusted by using press release and sliding support arm to hold desired size board
- Right hand soldering iron holder
- Size: 19.5"W x 8.8"D x 8.8"H

**Part No. Description Price**  
**133065** PC board solder stat. .... **\$49.95**

## Jameco Clamp Vise

- Lightweight, sturdy construction
- Nylon jaws open 2"
- Ball cup allows vise to adjust to any angle
- No tools needed - finger turn to tighten
- Size: 10.0"H x 2.5"W • Weight: 2.0 lbs.

**Part No. Description Price**  
**127167** Clamp vise ..... **\$19.95 \$17.95**

## LOGICAL CUPL Software

CUPL Software is one of the world's most popular and comprehensive PLD/FPGA design software systems, with over 132871 132880 20,000 users. CUPL is a very versatile and powerful logic compiler that can be used to create simple or even very sophisticated logic designs for PLD's and FPGA's. CUPL runs either in DOS or in a DOS prompt within the Microsoft® Windows® environment.

**132871: CUPL Starter Kit**  
 Supports 10 of the most popular PAL & GAL architectures.

**132880: PAL Expert**  
 Supports 75 of the most popular PAL, GAL and PROM architectures.

**Part No. Description Price**  
**132871** CUPL starter kit .... **\$89.95 \$79.95**  
**132880** PAL expert ..... **\$49.95 \$29.95**

## CircuitMaker® Software

Professional quality schematics made quick and easy!

- Accurate analog, digital and mixed-mode simulation
- Powerful interactive circuit analysis capabilities
- 1000+ devices and models included
- SPICE compatible import/export
- Improve your skills w/ many troubleshooting features
- Optional PCB layout and autorouting

**Part No. Description Price**  
**125591** CircuitMaker SW ..... **\$279.95**

## Jameco 51 Piece Tool Kit

An assortment of the most essential tools for maintenance and repair jobs. Black vinyl-covered case features removable pallets, a combination lock and a cushioned, black plastic handle. • Weight: 11.0 lbs.

- Size: 12.5"L x 17.5"W x 3.5"H

**Part No. Description Price**  
**26681** 51 piece tool kit ..... **\$109.95**

## SL WABER® Surge Protectors

**Surge Sentry 6 outlet**

- Ultimate 3-stage protection
- No limit connected equipment guarantee
- 62,525 amp spike suppression; 880 joules

**DataGard 7 Outlet**

- \$1000 connected equipment guarantee
- Standard 1-stage protection
- 13,000 amp spike suppression; 520 joules

**Part No. Description Price**  
**133090** SurgeSentry 6-outlet **Special \$24.95**  
**133081** DataGard 7-outlet **Special 9.95**

## Encyclopedia of Electronic Circuits on CD-ROM

Electrical engineers can turn to this new CD-ROM for an interactive, electronic version of the Encyclopedia of Electronic Circuits. It features 1,000 circuitry drawings from the 5-volume set, plus an easy-to-use schematic editor, SuperCAD, from Mental Automation. This valuable tool allows engineers to locate specific circuits, and then review, modify, print, or combine them with other circuits.

**Part No. Description Price**  
**130500** Encyclo. CD-ROM ... **\$99.95 \$89.95**

## JAMECO 3 1/2-Digit Pocket Multimeter

- Measures: AC/DC voltage, A DC, HFE and resistance
- DC voltage: 200mV, 2V, 20V, 200V, 1000V
- AC voltage: 200V, 750V
- Resistance: 200Ω, 2kΩ, 20kΩ, 200kΩ, 2MΩ
- DC current: 200mA, 2mA, 20mA, 200mA, 10A
- Diode test
- Transistor HFE
- Removable test leads

**Part No. Description Price**  
**119212** Pocket meter w/ test ..... **\$17.95**

## Power Leap Upgrade Adapter

For 486SX/DX/DX2 to 586-100/120

- Supports 5V 486 motherboards
- 586-XXX chip not included
- Supports 64-bit X86 compatible processor with 16KB write-back cache
- 100 and 120MHz core speeds with 33, 40 and 50MHz bus options (BIOS written before 1995, will only work with AMD CPUs)
- Includes manual and 3.5" utility/test disk

**Part No. Description Price**  
**131941** Upgrade adapter ..... **\$49.95**

## Jameco E(E)PROM Programmer

- Programs EPROMs, EEPROMs
- Programs 16Kbits to 512Kbits EPROMs
- Programming speeds/algorithms: normal, intelligent, and quick pulse

**Part No. Description Price**  
**101400** 1 socket 16Kbits-512Kbits E(E)PROM prog. .... **\$129.95 \$119.95**

## ABS Speedy Box and Board

**18913: Speedy Box**

- Size: 4.9"L x 2.5"W x 1.5"D
- Weight: 3.4 oz

**105128: PC Board**

- Number of holes: 671
- Size: 4.4"L x 2.0"W

**Part No. Description Price**  
**18913** Speedy box .... **\$2.49 \$2.25 \$1.79**  
**105128** PC board ..... **4.95 4.49 3.95**

## BOCA 9600S/4800R bps Fax and 2400 bps Modem

- Easy to use menu-driven fax and data communications software
- Auto-install utility and external COM1-COM4 select
- Weight: 1.2 lbs. • Five-year warranty

**Part No. Description Price**  
**132417** Internal fax/modem **Special \$24.95**

## 2.5" High 6-Digit Clock Kit

- Bright 2.5" high 6-digit displays (red)
- Can be viewed from over 50° away
- 12 hour or 24 hour display switch
- Fast and slow set switches
- Time hold control switch
- Safe low input voltage: 9VAC
- Kit PC board size: 17.5"L x 3.5"W

**Part No. Description Price**  
**105507** Digital clock kit ..... **\$59.95**

## Video Transmitter Station

This powerful new device transmits from a source location to any number of remote locations through TVs. Excellent for security surveillance!

- Transmit/receive: channels 7-13
- Use with a camcorder for stereo audio sound • Includes audio & video cables

**Part No. Description Price**  
**131828** Video transmitter .... **\$49.95 \$44.95**

## Jameco Electronic Component Cabinet Kits

Kits include the most popular components with extra space for your customized expansion. Each kit includes a 20 drawer component cabinet.

**More kits available - call for details!**

Part No.	Description	Price
84953	330 pc. 7400 series IC kit	\$169.95
84961	420 pc. 74LS series IC kit	149.95
84970	300 pc. CD4000 series IC kit	99.95
84988	385 pc. Linear series IC kit	179.95
108329	540 pc. 1/8 watt Resistor kit	29.95
81832	540 pc. 1/4 watt Resistor kit	28.95
107879	540 pc. 1/2 watt Resistor kit	31.95
108433	2200 pc. Electr. Hardware kit	39.95
81867	110 pc. Radial Capacitor kit	34.95
81859	320 pc. Ceramic Capacitor kit	29.95
81883	160 pc. Mylar Capacitor kit	34.95
81841	129 pc. Tantalum Capac. kit	49.95
82587	270 pc. Diode kit	39.95
82595	180 pc. Transistor kit	49.95

## Jameco Solderless Breadboards

- Low static plastic body - CMOS safe
- Nickel plated clips designed to withstand up to 5,000 insertion cycles

**Part Number Contact Points Size L x W Pricing 1-9 10-49**

94457	100	6.5 x 0.4	\$2.49	\$2.25
20600	400	3.3 x 2.1	4.95	4.49
20669	630	6.5 x 1.4	5.95	5.35
20722	830	6.5 x 2.1	6.95	6.95
20757	1,360	6.5 x 3.1	11.95	11.95
20773	1,660	6.5 x 4.3	16.95	14.95
20790	2,390	6.9 x 5.8	21.95	19.95
20811	3,220	7.3 x 7.5	29.95	27.95

**JAMECO** ELECTRONIC COMPONENTS COMPUTER PRODUCTS

© 1996 Jameco 12/96

Ordering Hours: 5:30am - 5:30pm PST

1355 Shoreway Road Belmont, CA 94002-4100  
 FAX: 1-800-237-6948 (Domestic)  
 FAX: 415-592-2503 (International)  
 E-mail: info@jameco.com  
 http://www.jameco.com

Call for your FREE catalog!

Call 1-800-831-4242 to order today!

VISA MasterCard Discover AmEx FedEx UPS

Mention V.I.P.# DR6



# VIDEO NEWS

WHATS NEW IN THE FAST-CHANGING VIDEO INDUSTRY

BY DAVID LACHENBRUCH


## Satellite Receivers— \$199

Digital satellite receivers were selling as recently as last summer at \$599 to \$699. Suddenly, the starting price is \$199—and in some cases as low as \$99. The secret is the tie-in sale of service, presumably patterned on the giveaway prices of cellular phones and pagers.

Virtually all direct-to-home satellite equipment manufacturers have now joined in the orgy of price slashing at the instigation of the satellite programming services. The big one—Digital Satellite System (DSS), which has the majority of subscribers—made it complete. Here's how it works: Programmers such as DirecTV will subsidize the receiver manufacturers at \$1 to \$1.50 monthly per unit sold over the next five years, in return for which manufacturers are expected to bring their hardware price down to \$399. The ultimate buyer of the unit then receives a rebate of \$200 from the programmer if he or she subscribes to a specific program package, such as DirecTV Total Choice, at \$359 for a year. That brings the total price of the hardware to the buyer down to \$199.

There are several variations of this program. AT&T, for example, gives added discounts and rebates to customers of its long-distance service, charging only \$155 for a year's prepaid subscription to Total Choice, and adding no-interest financing through its credit-card subsidiary. Some dealers have knocked another hundred bucks off the price of the receiver gear because they get a cut of the program subscription. The actual manufacturing cost of a DSS receiver is estimated to be about \$270.

Some dealer advertising for the receivers verges on the deceptive, however. Ads mentioning the lowball price rarely also add the other conditions, including the necessity to buy a year's subscription to a programming service. Of course, the satellite receivers are no



THOMSON EXECUTIVE VICE PRESIDENT JOSEPH P. CLAYTON shows off a 36-inch diagonal ProScan TV.

good without the programming, which is by subscription only. Regardless, however, the new promotional pricing has given a big spur to the growth of the small-dish service.

## MPEG Disc Camcorder

Hitachi promises that a revolutionary new type of camcorder will be on the world market as early as next year. As demonstrated in prototype form, it's about the size of a small hand-held remote-control or an electric shaver, and


has a lens and pickup at one end and a 1.8-inch LCD monitor screen at the other. In the middle is a little slot to accommodate a standard 1.8-inch hard-disk drive of the type used in notebook computers. The camcorder can record for up to 30 minutes on the tiny magnetic disc, which can be played back directly through the built-in monitor or a TV set; it can also be removed and inserted in a PC for playback.

In motion video, the camcorder, as demonstrated recently in Tokyo, had picture quality that was better than

*continued on page 18*

Buy One Get One

**50%**  
off!



Explore the Caribbean  
on a 6 or 13 day  
sailing adventure.

Call your travel agent or  
**1-800-327-2601**  
<http://www.windjammer.com>




P.O. Box 190120, Dept. 5569  
Miami Beach, FL 33139-0120

June - mid Dec. sailings only. Restrictions apply.

# Discover DC Electronics

17-Module Course -- Only \$49.95



Contains everything you ever needed to know about DC electronics. Whether you are a professional working in electronics and you want a review of the basics, or a student or hobbyist new to this field and need a good self-paced course, this is the perfect way to get started.

The course starts with basics and assumes you know nothing about electronics. It teaches the required math, how to use a scientific calculator, and the metric notation system. Each module has been written by an electronics instructor, and will directly from a floppy or from a menu-driven system on your hard drive. Every module includes a review, summary, quiz, and a final exam that can be printed out. Important points are animated to make the explanation clear.

System requirements: IBM Compatible, 512K RAM, VGA Color, Hard Drive and DOS 3.2 or newer.



## Here are the Modules

- |   |   |
|---|---|
| 1. Atoms and Electrons                                      | 10. Series / Parallel Circuits          |
| 2. Volts / Current / Resistance                             | 11. Voltage Dividers                    |
| 3. Numbers greater than one<br>Scientific - metric notation | 12. Kirchhoff's Law                     |
| 4. Numbers less than one<br>Scientific - metric notation    | 13. Advanced DC Circuit<br>Analysis     |
| 5. Resistor Color Codes                                     | 14. Capacitors / RC Time<br>Constants   |
| 6. Using Calculators  | 15. Introduction to Magnetism           |
| 7. Ohms Law and Power                                       | 16. Inductors and L/R Time<br>Constants |
| 8. Series Circuits  | 17. Volt/Ohm/Current Meters             |

Claggg Inc. P.O. Box 4099, Farmingdale, NY 11735

Send me my course, today! Charge me the special introductory price!

Name \_\_\_\_\_ \$49.95 + \$4.95 shipping

Address \_\_\_\_\_

Address \_\_\_\_\_

City \_\_\_\_\_ State \_\_\_\_\_

Zip \_\_\_\_\_

Payment Enclosed \$ \_\_\_\_\_

Check  Money Order  Credit Card

New York residents add local sales taxes. Canadians add \$6

per order. Credit card orders by phone or fax. Automated

telephone orders 516-293-3751. Fax 516-293-3115.

Allow 4 to 6 weeks for delivery.

**Credit Card Info**

MC  Visa

Card # \_\_\_\_\_

Exp Date \_\_\_\_\_

Signature \_\_\_\_\_

**ANTIQUE RADIO CLASSIFIED**  
**Free Sample!**

Antique Radio's  
Largest Circulation Monthly.  
Articles, Ads & Classifieds.

6-Month Trial: \$18.95. 1-Yr: \$36.95 (\$53.95-1st Class).  
A.R.C., P.O. Box 802-L17, Carlisle, MA 01741  
Phone:(508) 371-0512 VISA/MC Fax:(508) 371-7129

**SINGERS! REMOVE VOCALS**

Unlimited, Low Cost, Instantly Available  
Background Music from Original Standard  
Recordings! Does Everything Karaoke  
does... Better and gives you the  
Thompson Vocal Eliminator™  
Free Brochure & Demo Tape.  
LT Sound Dept. RL-1  
7980 LT Parkway Lithonia GA 30058  
Internet: <http://ltsound.com>  
24 Hour Demo/Info Request Line (770) 482-2485-Ext 72  
When You Want Something Better Than Karaoke!

**BROADCAST TRANSMITTER**

The FMS2 studio quality transmitter  
is FULLY crystal controlled and  
programmable to any FM broadcast  
frequency.

Unit features: ALC, 2:1 compressor, audio buffer / amplifier,  
pre-emphases, roll off filter, stereo generator, digital PLL tuning,  
75 MHz-125MHz bandwidth, 500mW power output and a special  
introductory price of only \$295.00 US.

Schematics for unit \$27 CATALOG 800-504-1178  
FAX POLL INFO 416-243-1067 TEK LINE 416-243-2280

Only You Can Prevent Forest Fires.

December 1996, Electronics Now 9



# Q & A

READERS QUESTIONS, EDITORS ANSWERS

## Safer Security System

**Q** I presently have a simple security system utilizing loops with a load resistance between 1000 and 2000 ohms. Can you help me design a sensing circuit that will give logic-level outputs for "open," "shorted," and "correct resistance" conditions? — R. E. F., Lakewood, CA

tance into a voltage; that's done by putting it into a voltage divider with resistors R1 and R2. Capacitor C2 protects the circuit against electromagnetic noise—important because burglar alarms use long wires, often running near heavy electrical equipment.

Step 2 is to translate the voltage into a logic signal indicating whether it's in

The truth table in Fig. 2 shows how the outputs work. Note that they use negative logic (0V for "yes", +5V for "no"), the opposite of ordinary logic circuits. You can use inverters such as the 74HC04 to produce positive logic signals if that's what you need.

Finally, note that the circuit will actually work with any supply voltage from 3 to 25 volts. Of course, if the supply isn't 5 volts, the outputs will not be compatible with 5-volt logic circuits.

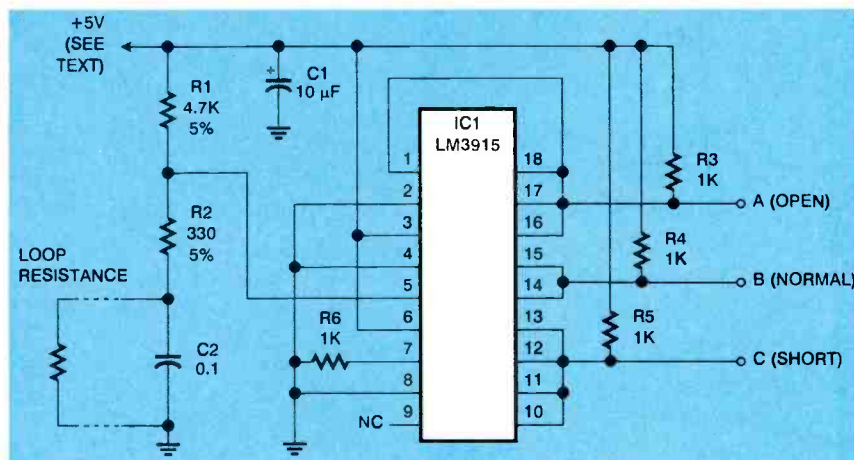


FIG. 1—ONE OF THREE OUTPUTS goes low depending on whether loop resistance is too high, too low, or just right.

**A** Many security systems use a closed loop of wires and switches arranged so that whenever a door or window is opened, the loop will be broken and the alarm will sound. An obvious problem is that someone can tamper with the system, short out the loop, and later on, come back and burglarize the premises without sounding the alarm.

Hiding a known resistance in the loop, as you propose, is a very good idea. That way, the alarm can distinguish a short circuit from a correctly functioning closed loop.

Figure 1 shows a circuit that does the job. It's a somewhat unusual application of a National Semiconductor LM3915 IC, normally used to drive LED bargraph displays. That chip happens to contain the right combination of comparators and logic circuits to do what you need.

Step 1 is to translate the loop resis-

the correct range. That's where the LM3915 comes in. Normally, the LM3915 would drive ten LEDs, one for each of ten small ranges of voltage. To

LOOP RESISTANCE	OUTPUTS		
	A	B	C
OPEN OR >2K	0V	+5V	+5V
1K-2K	+5V	0V	+5V
SHORT OR <1K	+5V	+5V	0V

FIG. 2—THIS TRUTH TABLE shows the states of outputs A, B, and C under different loop-resistance conditions.

obtain logic-level outputs, we have it driving 1K resistors instead of LEDs. Since we only need to distinguish three situations, not ten, we tie some of the outputs together. The LM3915 has open-collector outputs that can be paralleled in that way.

## Joystick and World Wide Web

**Q** I'd like to measure humidity by measuring wet and dry bulb temperatures. As suggested in your October 1995 issue, I connected a thermistor across pins 1 and 3 of my PC joystick port and used the BASIC statement `R=STICK(0)` to read it. R always came out zero, even when I tried several different resistors. What's wrong?

Your article mentions PC Techniques, April-May 1994, but when I called your BBS, I didn't find the program. Where can I get it? — G. P., U.S. Army, Incirlik, Turkey.

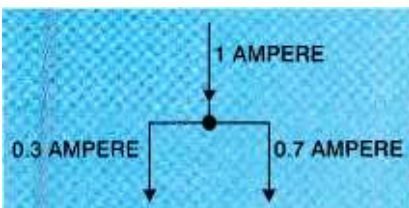
**A** It sounds as though your joystick port (game port) isn't working, unless, possibly, you're using the wrong pins. Perhaps the game port has been turned off by a jumper on the I/O card or sound card; try running MSD.EXE (a diagnostic program that comes with Windows) to see if the game port is active. Do that with a resistor in place, of course.

You can find PC Techniques listings at that magazine's web site (<http://www.coriolis.com>) and several BBSes (305-987-5688 for one). PC Techniques recently changed its name to Visual Developer, reflecting its emphasis on Windows programming. Since it's not one of our magazines, you won't find its listings on our BBS or web site. But if you've been waiting to see Electronics Now on the Web,

take a look at <http://www.gernsback.com>. We're there!

## Puzzled by Kirchhoff

**Q** I understand Ohm's Law but can't understand Kirchhoff's First Law, which says the currents into and out of any point in the circuit add up to zero. Can you explain it and recommend some books on the topic? — D. G., Harrisburg, IL



**FIG. 3**—AS STATED IN KIRCHHOFF'S first law, what flows into a node, must flow out.

**A** Certainly. Kirchhoff's Laws, in plain English without math, are:

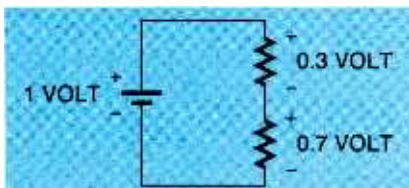
- (1) All the current that flows into a point must flow out again.
- (2) All the voltage in a series circuit must be distributed among the components.

Making it even simpler: Current cannot disappear and voltage cannot disappear. As you note in your letter, those facts follow from the conservation of matter and energy.

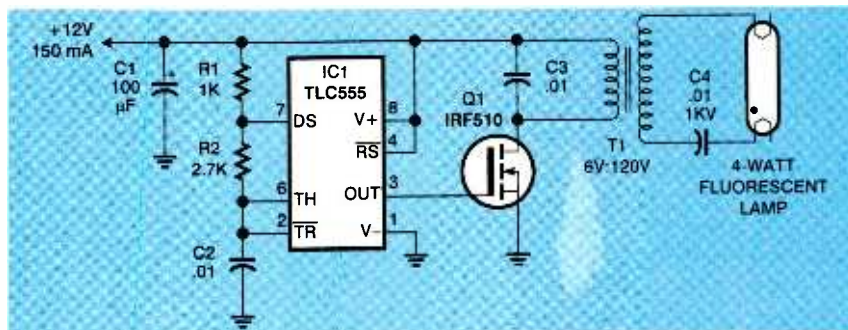
Physics textbooks often explain those concepts by saying that the currents into a point add up to zero, and the voltages around a loop add up to zero. That's confusing until you realize that negative numbers are involved.

Suppose for example that some point in the circuit has 1 ampere flowing into it, 0.3 ampere flowing out through one path, and 0.7 ampere flowing out through another path (see Fig. 3). We count the incoming current as positive and the outgoing current as negative, so:

$$1.0 + -0.3 + -0.7 = 0.0$$



**FIG. 4**—KIRCHHOFF'S SECOND LAW states that the sum of all voltages in a loop must be zero. Watch the polarities to avoid confusion.



**FIG. 5**—THIS CIRCUIT lets you power a fluorescent light from a 12-volt DC source. You might need to experiment with the transformer.

and Kirchhoff's First Law is satisfied.

Now consider the circuit in Fig. 4. The battery supplies 1 volt and the resistors take up 0.3 volt and 0.7 volt, respectively. Notice that the polarity of the voltage on the resistors is opposite that of the battery. So the resistor voltages count as negative. Again,

$$1.0 + -0.3 + -0.7 = 0.0$$

(volts this time, not amps) and Kirchhoff's Second Law is satisfied.

We suggest you go to a good library and look for an electronics textbook that meets your needs. Bear in mind that every mathematical formula is actually a statement of how something works. For example, Ohm's Law tells us that voltage is the force that drives a current through a resistance. Bear in mind, also, that you won't need to solve complicated circuit networks in order to design most kinds of electronic equipment. Ohm's Law and the reactance formulas are almost all you need.

## Custom Crystal

**Q** I plan to build a couple of projects that will be operating on 18.990 MHz and am unable to find a crystal that matches my specifications. Should I use a PLL synthesizer? — R. P., St. Louis Park, MN

**A** Easier than that—you can order a custom crystal for a few dollars from JAN Crystals, PO Box 60017, Fort Myers, FL 33906. Write to them for a price list.

## Battery Fluorescent Lights

**Q** I would like to know how to make a 12-volt battery-operated fluorescent light for use in my truck. Would you be able to help me, either by publishing a sample circuit or

by explaining how it works? — S. A., San Jose, CA

**A** Figure 5 shows a circuit you can experiment with. It's a close relative of the high-voltage power supply in our September, 1996, issue. The fluorescent tube is fed about 350 volts AC; at that voltage, the filaments don't have to be heated, so only one pin at each end is used. The ballast, or current-limiting element, is a capacitor rather than a coil.

The circuit consists of a 20-kHz oscillator, a switching transistor to amplify its output, and a step-up transformer. We used a 120-volt to 6-volt power transformer connected backward (Radio Shack 273-1352, using half of the 12-volt side for 6 volts). In the circuit, the transformer is working at considerably more than its rated voltage, but the high frequency keeps it from saturating. Although the lamp does not glow at full brightness, the circuit is energy-efficient, requiring only 150 mA.

The exact characteristics of your transformer will make a big difference here, so experiment. The transformer specified in our September issue will work better, but it's probably too expensive for the purpose. A 10-volt to 240-volt transformer would be ideal, if you can find one. Be careful around the high voltage, and remember that it's easy to burn out the IRF510 with excessive current.

## BIOS Queries

**Q** I have two related questions. Will the BIOS chip from a 386DX-25 work on a 386DX-40 motherboard? Also, I have a 386DX-25 motherboard with an AMI BIOS chip. When I power it up, it beeps 3 times over and over. Can you tell me what that code means? — B. F., Newport News, VA

## HOW TO GET INFORMATION ABOUT ELECTRONICS

**On the Internet:** See our Web site at <http://www.gernsback.com> for information and files relating to our magazines (Electronics Now and Popular Electronics) and links to other useful sites.

To discuss electronics with your fellow enthusiasts, visit the newsgroups [sci.electronics.repair](mailto:sci.electronics.repair), [sci.electronics.components](mailto:sci.electronics.components), [sci.electronics.design](mailto:sci.electronics.design), and [rec.radio.amateur.homebrew](mailto:rec.radio.amateur.homebrew). "For sale" messages are permitted only in [rec.radio.swap](mailto:rec.radio.swap) and [misc.industry.electronics.marketplace](mailto:misc.industry.electronics.marketplace).

Many electronic component manufacturers have web pages; see the directory at <http://www.hitex.com/chipdir/>, or try addresses such as <http://www.ti.com> and <http://www.motorola.com> (substituting any company's name or abbreviation as appropriate). Many IC data sheets can be viewed online.

**Books:** Several good introductory electronics books are available at Radio Shack, including one on building power supplies.

An excellent general electronics textbook is *The Art of Electronics*, by Paul Horowitz and Winfield Hill, available from the publisher (Cambridge University Press, 1-800-872-7423) or on special order through any bookstore. Its 1125 pages are full of information on how to build working circuits, with a minimum of mathematics.

Also indispensable is *The ARRL Handbook for Radio Amateurs*, comprising 1000 pages of theory, radio circuits, and ready-to-build projects, available from the American Radio Relay League, Newington, CT 06111, and from ham-radio equipment dealers.

**Copies of past articles:** Copies of past articles in **Electronics Now** and **Popular Electronics** (post 1991 only) are available from our Clagck, Inc., Reprint Department, P.O. Box 4099, Farmingdale, NY 11735; Tel: 516-293-3751.

**Electronics Now** and many other magazines are indexed in the *Reader's Guide to*

*Periodical Literature*, available at your public library. Copies of articles in other magazines can be obtained through your public library's interlibrary loan service; expect to pay about 30 cents a page.

**Service manuals:** Manuals for radios, TVs, VCRs, audio equipment, and some computers are available from Howard W. Sams & Co., Indianapolis, IN 46214 (1-800-428-7267). The free Sams catalog also lists addresses of manufacturers and parts dealers. Even if an item isn't listed in the catalog, it pays to call Sams; they may have a schematic on file which they can copy for you.

Manuals for older test equipment and ham radio gear are available from Hi Manuals, PO Box 802, Council Bluffs, IA 51502, and Manuals Plus, Box 637, Spanaway, WA 98387.

**Replacement semiconductors:** Replacement transistors, ICs, and other semiconductors, marketed by Philips ECG, NTE, and Thomson (SK), are available through most parts dealers (including Radio Shack on special order). The ECG, NTE, and SK lines contain a few hundred parts that substitute for many thousands of others; a directory (supplied as a large book and on diskette) tells you which one to use. NTE numbers usually match ECG; SK numbers are different.

Remember that the "2S" in a Japanese type number is usually omitted; a transistor marked D945 is actually a 2SD945.

**Hamfests (swap meets) and local organizations:** These can be located by writing to the American Radio Relay League (Newington, CT 06111; <http://www.arrl.org>). A hamfest is an excellent place to pick up used test equipment, older parts, and other items at bargain prices, as well as to meet your fellow electronics enthusiasts both amateur and professional.

comprehensive guide of this kind that we've seen.

## Liquid Crystals

**Q** *I am trying to display the digits 1-6 on an LCD display, taken from a clock, using NTE4543 and NTE4055 drivers and a DC supply. The display acts erratic, showing the correct digits sometimes, but odd*

*characters or segments at other times. Also, I do not understand the function of the LD, PH, and PL pins on the driver chips. Can you help? — K. J., Oneonta, NY*

**A** The NTE4543 is the same as the CD4543, and you can get a data sheet from National Semiconductor Corporation (2900 Semiconductor Drive, Santa Clara, CA 95051) or at <http://www.nsc.com>.

It sounds as though the LATCH DISABLE, PHASE, and BLANKING inputs are floating (disconnected) and are picking up random noise, as disconnected CMOS inputs often do. Connect LD (pin 1) to +5V, BLANKING and PHASE to ground, and things should work much better. If the wrong segments are activated, connect PHASE to +5V instead.

Many LCDs require an AC or pulsating drive. Yours apparently does not, or you wouldn't be seeing any display at all.

## MIDI Mystery

**Q** *Help, help! A long while back, I saw a circuit for adding a MIDI interface to a pipe-organ keyboard. It used a MUX IC such as the HI-506 and a UART such as the 8650, and it just provided encoded key closures. Of course, I misplaced it since then. Does anybody have such a circuit in their files? Please keep it cheap and simple. — C. S., Glenhaven, CA*

**A** We don't recall it, but someone else might. Readers?

## Writing to Q&A

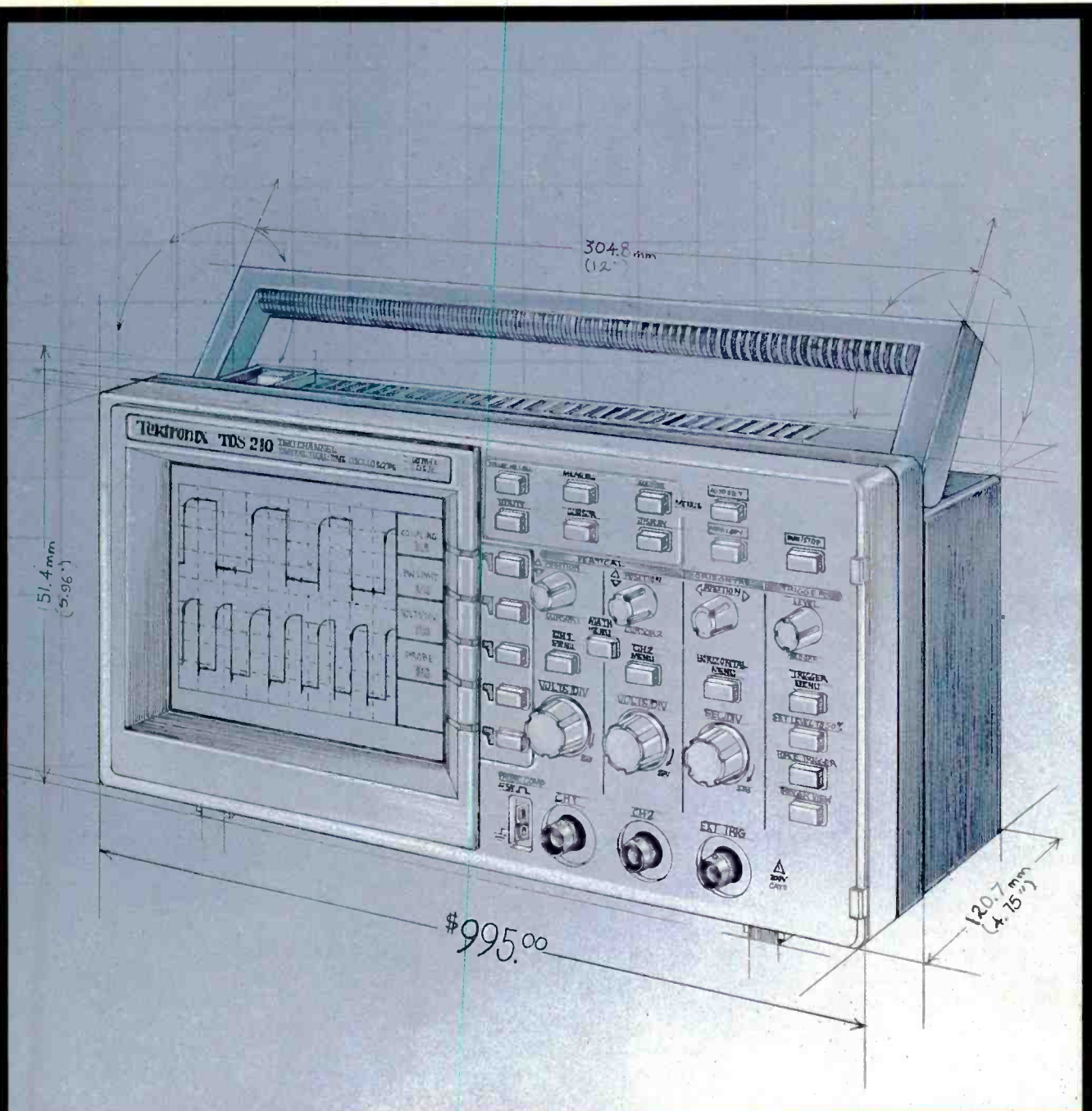
We welcome your questions. The most interesting ones are answered in print, usually within 9 months. Please be sure to include plenty of background information (we'll shorten your letter for publication). If you are asking about a circuit, please include a complete diagram. We regret that we cannot give personal replies. **EN**

**GIVE THE POWER TO BECOME.**



**A** The answer to the first question depends entirely on whose BIOS and whose motherboard; you can try it and see. As for the three beeps, they indicate that there is a defective chip in the lowest 64K of memory, so that the rest of the BIOS self-test can't execute.

We got this information from *Troubleshooting, Repairing, and Maintaining Personal Computers*, by Steven J. Bigelow, published by Tab; it's the most




**This digital scope is a major breakthrough no matter how you measure it.**



It's never been easier to pick up a Tektronix digital scope. Just \$995 will get you the 60 MHz TDS 210, while \$1695 will get you its 100 MHz big brother, the TDS 220. Both come loaded with dozens of great features like triggering and automatic setup. They'll even

store or recall your measurements at the push of a button. Yet despite all that, the actual scopes are as diminutive as their price tags. Making them easy to pick up in more ways than one. For more information, please contact your Tektronix distributor or call 1-800-479-4490, Action Code 318. Or, visit us at [www.tek.com](http://www.tek.com).





# LETTERS

SEND YOUR COMMENTS TO THE EDITORS OF ELECTRONICS NOW MAGAZINE

## Low-Cost EEPROM Programmer For Macs

I am writing in regard to G. Y. Xu's article, "Low-Cost EEPROM Programmer" (*Electronics Now*, November 1995). In order to make that device available to Mac users, I have written driver software to interface a Mac running System 7.0X or later to the EEP-1. Like Mr. Xu's PC-based communications software, my application has the capability to generate a binary from an Intel hex file. It will also create a binary from a Motorola S19 record.

I have uploaded the application, called MacEEP, to the Mac ftp archive site at [sumex-aim.stanford.edu](http://sumex-aim.stanford.edu). The path is `/info-mac/app/` and the file name is `mac-eep-101.hqx`. This is a binhex encoded Stuffit archive that includes the application along with documentation and a shareware license. The `sumex-aim` site also has several mirrors. Those include the Washington University site ([wuarhive.wustl.edu/systems/mac/info-mac](http://wuarhive.wustl.edu/systems/mac/info-mac)), and Apple's mirror ([mirror.apple.com/mirrors/info-mac](http://mirror.apple.com/mirrors/info-mac)).

BARRY NEWBERGER  
Austin, TX

## Mobile Electronics Test Dates

The Consumer Electronics Manufacturers Association (CEMA) has set new test dates for the Mobile Electronics Certification Program (MECP), the only nationally recognized program of its kind for 12-volt installers. Candidates can test in four categories: Installer, Specialist for Auto Sound, Security, and Cellular.

The MECP tests will be held in New Orleans, LA, on November 7; Minneapolis, MN, on November 14; Portland, OR, on November 28; Baltimore, MD, on December 5; Atlanta, GA, on December 12; Dallas, TX, on December 29; Las Vegas, NV, on January 12; Columbus, OH, on January 16; Denver, CO,

on January 23; San Francisco, CA, on January 30; Seattle, WA, on February 6; White Plains, NY, on February 20 at 6:30 PM; and Los Angeles, CA, on February 27 at 6:30 PM. Unless otherwise noted, all tests start promptly at 5:30 PM.

To receive more information on test locations, study guides, and cost, call 703-907-7689.

MECP/CEMA  
Arlington, VA

## More Of The Same, Please!

I have a few comments in response to the editorial in the September issue of *Electronics Now*.

It is generally a great magazine. I have subscribed since forever, and continue to find it mandatory reading each month. The mix of technical, informative, and computer articles is about right. Please do not stray too far from the technical, build-it-yourself-type of feature. Over the years, I have built almost as many items from your magazine as I have Heathkits (and that number is 60-plus).

Please consider running long articles on consecutive pages, instead of all over the magazine. It is a real problem to try to follow a schematic or drawing that is 40 or 50 pages from the text. Sometimes I wind up with four fingers in various pages, trying to make sense out of a single article.

Write To:  
Letters,  
Electronics Now Magazine,  
500 Bi-County Blvd.,  
Farmingdale, NY 11735

Due to the volume of mail we receive, not all letters can be answered personally. All letters are subject to editing for clarity and length.

Thanks for the World Wide Web site ([www.gernsback.com](http://www.gernsback.com)). I trust that there might be a possibility that e-mail addresses or mailboxes for the authors will be made available. That would be a faster way to provide corrections, too.

Keep up the good work, and thanks.  
FRED ALBERTSON  
via e-mail

*As you might have noticed, we've already implemented some of your suggestions. While production necessities sometimes get in the way, we are running stories on consecutive pages where possible; sometimes continued pages are required, but we will try and keep them at a minimum. Also, as soon as the discussion groups are up and running on the Web page (perhaps by the time you read this), there will be a Corrections/Announcements forum where corrections and other types of information will be made available as soon as we have it.—Editor*

## Caption Correction

*In the October, 1996 installment of Audio Update, the Samsung MAX555 mini-system that was profiled was misidentified as a Sanyo unit in a photo caption. We apologize to everyone concerned for that error.—Editor*

## Focus On The Hobbyist!

I've been an avid reader of *Radio-Electronics/Electronics Now* for the last 10 years. I like the magazine because of its focus on hobbyist hardware design. Although I prefer the magazine to be more on the technical side, I think there should be a variety of technical/non-technical articles. Computer-related articles are okay as long as they are related to using a computer for hobbyist applications. A few software projects are okay, but keep the focus on hardware.

I would prefer it if consumer-electronics reviews were kept out. I want a



# If You're Getting Bad Reception, the Answer Is Clear.



**Before imageLock**

Your TV picture can sparkle without double images, shadows or ghosts.

There's nothing more frustrating. You're curled up on the couch with your favorite snack as you turn on a great show or movie...only to be met with a blurry, distorted picture. You can fiddle and fuss with the controls, wiggle the antenna... but the problem won't go away. Now, there's finally something you can do about it: **imageLock™**, the simple solution to the oldest of TV reception problems – ghosting.

**imageLock is Emmy® Award-Winning Technology.**



In 1995, **imageLock** technology won an Emmy® Award for its effectiveness in restoring picture clarity.

Now you can put this award-winning technology to work in your own home to improve the quality of almost everything you watch on TV.

**imageLock**  
television ghost cancelling reception system



**imageLock solves bad reception from antenna and cable.**

Yes, even cable subscribers can experience poor reception, as some of you well know. But **imageLock** is designed to decode the Ghost Cancellation Reference (GCR) signal sent by broadcast and cable networks throughout the U.S. This eliminates signal contamination from cable and antenna by digitally restoring your picture to optimum clarity. So put this advanced Emmy® Award-winning technology to use in your own home. The result will be the sharper, clearer picture you've always wanted. And we back this promise up with our no questions asked 30 day return policy. Your satisfaction is always completely guaranteed.



**After imageLock**

**Easy to install and use.**

Easy to follow instructions will come with your shipment showing you how to hook **imageLock** to your TV through your VCR. Plus, you'll have a toll-free hotline to call with any questions or problems. Magnavox is committed to helping you every step of the way.

Once **imageLock** is installed, you will see an end to blurring, ghosting, color distortions and most other reception problems forever...or your money back.

**AVAILABLE EXCLUSIVELY  
FACTORY DIRECT FROM  
MAGNAVOX**

**Your satisfaction guaranteed.**

There may be reception problems in your area that **imageLock** cannot overcome. If that proves to be the case, simply return it within 30 days for a full refund, including shipping and handling. But chances are excellent that **imageLock** can give you the clear, clean picture you've longed for. You're invited to put **imageLock** to the test for 30 days without risk or obligation.

**CALL NOW TO ORDER:**

**1-800-446-7860**

Six Easy Payments of \$32.95 Ext. 101

Plus \$7.95 Shipping and Handling and any applicable tax. VISA and MasterCard accepted.

**MAGNAVOX**  
Smart. Very smart.®

Performance may vary according to broadcasting and ghosting conditions. Requires transmission of the GCR signal by broadcast and cable networks. Television images are simulated.

magazine that focuses on hobbyist, "hardware-hacker" type projects. If I want reviews of consumer-electronics products, there are plenty of magazines that I can buy that review audio/video gear.

In short, I'm pretty happy with the magazine as it has been. I used to buy it solely for Don Lancaster's "Hardware Hacker" column, but lately that's gotten to be a little too self-promotional.

Thanks for asking for feedback!  
**STEVEN SPROUSE**  
 via e-mail

### Alternate Executive Decision Circuit

I enjoyed the "Executive Decision Support System" (*Electronics Now*, September 1996). It has an answer for every question. (I didn't say it has the right answer, but it does have an answer!)

Figure 1 shown here illustrates a circuit that does essentially the same thing, but does not require a microcontroller. The heart of the circuit is IC1, a 6-kHz oscillator. When it's running, the LEDs light up, one after another, too fast to see. When you release the button, one LED stays lit.

To use eight LEDs instead of ten, disconnect pin 15 (RS) from ground and connect it to pin 9 (QS).

**MICHAEL A. COVINGTON**  
 Athens, GA

### Keep It Coming!

Please do not "improve" *Electronics Now*. There is a pretty good blend of consumer and technical articles and features in the magazine as it is. If I wanted more consumer and/or simpler projects, I would subscribe to one of the many consumer-oriented magazines that are out there already.

*Electronics Now* is one of the few magazines left that has not become entirely computer oriented. There is still a large area of electronics that is not digital, even though computer and digital circuitry is found as a part of most electronic items. With the demise of *Elektor Electronics USA*, *Electronics Now* is the only reasonably technical, readily available magazine left. Please remember that attempting to please everyone means that you could end up pleasing no one.

I especially enjoy the articles by Jeff

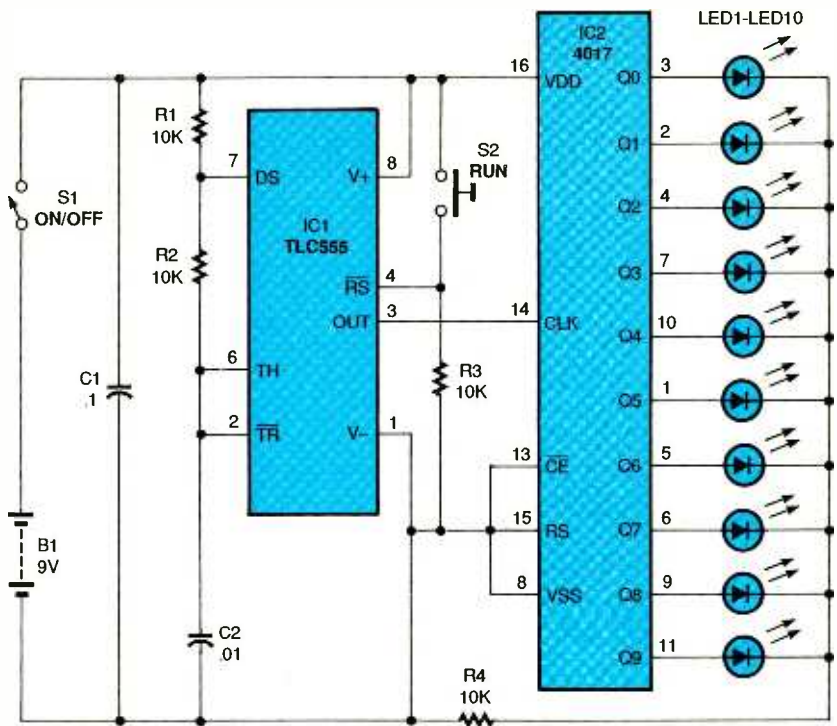


FIG. 1

Holtzman and Don Lancaster. I do not always agree with them, but they do keep me thinking! And the stereo compressor was just what I have been looking for to reduce the range of CDs when transferring them to cassettes for use in my car. It will also be useful for converting classical music to a background listening range.

**KIRBY McREE**  
 Jackson, MS

### Applauding Laser Experiments

I greatly appreciate Carl Bergquist's "Laser Experiments" column. In my job with the School Tour Division of Laser Fantasy International, I have the opportunity to perform educational laser shows in schools all around the country. After the shows, students and teachers usually ask me questions about different aspects of lasers.

Thanks to you, I can now direct them to Mr. Bergquist's concise and informative articles. I feel that anyone who wants to learn about the many uses of laser light should keep his columns handy for future reference.

I'm waiting for more! Keep up the good work.

In reference to Adam Rixey's letter (*Electronics Now*, September 1996), we

here at LFI design and manufacture a variety of professional, multi-color laser-performance systems. For the hobbyist, I recommend obtaining copies of catalogs from MWK Industries, Meredith Instruments, and Midwest Laser Products. All are long-time advertisers in *Electronics Now*. I also recommend studying a copy of the "Laser Safety Guide," available from the Laser Institute of America (12424 Research Parkway, Suite 125, Orlando, FL 32826; Tel: 407-380-1553).

Happy lasering, folks!  
**STEVE McHATTON**  
 Redmond, WA

### No Hype, Please!

I have been reading *Electronics Now* for a long time— please keep it the way it is. If I wanted a review of a receiver or a CD player, I would read *Consumer Reports*, *Audio*, or any of the many, similar magazines.

The techs want magazines that are diversified. I guess Don Lancaster is kind of like the rest of us (he doesn't focus on just one small field of endeavor and likes to keep expanding his horizons).

Please keep the magazine as is, without the hype.

**BOB MAKSON**  
 via e-mail



***Plug a Friend into***  
***Electronics***  
***NOW***<sup>®</sup>  
***and Save \$26.03\****

*This Christmas give an electrifying gift ... plug a friend into Electronics Now and brighten the whole new year! Whether electronics is your friend's livelihood or hobby, your gift will illuminate the whole spectrum of electronics throughout the coming year and provide a monthly reminder of your friendship.*

Electronics Now will keep your friend informed and up-to-date with new ideas and innovations in all areas of electronics technology ... computers, video, radio, stereo, solid-state devices, satellite TV, medical electronics, communications, robotics, and much, much more.

We'll provide great plans and printed circuit patterns for great electronic projects. In just the last few years, Electronics Now has presented amateur TV equipment, robots, computer peripherals, microcontroller programmers, test equipment, audio amplifiers, telephone projects, relay circuits, and much more.

PLUS ... equipment troubleshooting techniques ... circuit design ... reports on new technology and products ... equipment test reports ... in-depth coverage on computers, video, audio, vintage radio ... and lots more exciting features and articles.

SAVE \$26.03\* ... OR EVEN \$52.06\* ... For each gift of Electronics Now you give this Christmas, you save a full \$26.03\* off the newsstand price. And as a gift donor, you're entitled to start or extend your own subscription at the same Special Holiday Gift Rate—you save an additional \$26.03\*!

No need to send money ... if you prefer we'll hold the bill till January, 1997. But you must rush the attached Gift Certificate to us to allow time to process your order and send a handsome gift announcement card, signed with your name, in time for Christmas.

So do it now ... take just a moment to fill in the names of a friend or two and mail the Gift Certificate to us in its attached, postage-paid reply envelope. That's all it takes to plug your friends into a whole year of exciting projects and new ideas in Electronics Now!

\*Basic sub rate — 1 yr/\$19.97 2 yrs/\$38.97

## VIDEO NEWS

*continued from page 8*

VHS. It also can be used as a PC-compatible digital still-picture camera, storing up to 3000 still pictures on the disc, or recording four hours of digital audio without pictures. Because it uses a disc instead of tape, access to the still pictures or moving-picture segments is virtually instantaneous, and subjects are automatically indexed as they are recorded.

The secret of the new recording system is its use of MPEG- (Moving Picture Experts Group) compression technology, which has become standardized for computers, digital-TV transmission, and other uses. The camcorder records still pictures using standard JPEG (Joint Photographic Experts Group) technology.

Current digital camcorders using the industry-wide DV (Digital Video) format are already obsolete, at least in Hitachi's opinion. Hitachi credits its invention of an MPEG encoder integrating 3,000,000 components on a single chip that consumes only 600 milliwatts, and thus can work in a relatively low-cost, battery-powered camcorder. MPEG encoding hitherto had been thought far too complex to cram into a small consumer camcorder.

The DV format encodes each picture individually and requires a great deal of tape to make a recording. MPEG uses "asymmetrical" recording—massive processing power compresses video by a factor of about 100 by comparing groups of up to 15 frames at a time and encoding just the difference between them. MPEG requires only about 1.5 megabits-per-second and simple circuitry in the player or PC to decode the pictures—so playback can be done cheaply.

Hitachi hopes to have the tiny MPEG camcorders on the market in 1997, and at a cost of less than \$2000. The first model will use the MPEG-1 standard. However, Hitachi is already working on chips needed to record in MPEG-2, which captures four times the picture detail but needs 10 times the processing power. The target for that HDTV model is 1999, and will result in what a top Hitachi engineer called "the final perfect digital recorder"—and a product that he said would start a new boom comparable to those triggered by color TV and the VCR.


## That Extra Inch

TV manufacturers are engaged in a furious game of one-inch-upmanship, and the main victim could be the 35-inch tube, currently the largest in mass production (although Mitsubishi does offer a 40-inch direct-view TV, it is hardly a mass item). The latest race was started by Thomson Consumer Electronics, maker of RCA, GE, and ProScan TVs, when it announced in December 1995 that its new ProScan line would have 36-inch tubes, rather than 35-inch. The same tube size later migrated to the RCA line, and the company is now offering the new tubes to other TV-set manufacturers. Toshiba then came along and started producing the 36-inch tube, while Zenith, Panasonic, and Philips all began changing their tooling for 36 inches.

In truth, however, that extra "inch" is more like a half inch. Picture tubes are measured by the diagonal of the viewable picture, and size advertising is governed by a Federal Trade Commission rule that permits manufacturers to round off the stated tube size to the nearest inch.

The move to 36 inches is reminiscent of the industry-wide changeover from 31- to 32-inch tubes in the last few years. The old 31-inch tube measured exactly 31-inches diagonally. In order to stretch that to a "32-inch" size, the tube makers were able to hold their changeover to the minimum by adding just over half an inch—so the "32-inch" tube actually measures just 31.501 inches. Likewise, the 35-inch tube, which measures a perfect 35-inches diagonally, will be transformed into a 36-incher whose picture actually measures 35.501 inches. The 32-inch tube is 3.24% larger in picture area than the 31-inch unit, while the 36-inch tube represents a 2.9% increase over the 35.

EN



## WHAT'S NEWS

*continued from page 6*


lines, and does not present a safety risk, it cannot be forbidden.

The FCC ruling seeks to balance the citizen's right to access over-the-air programming with local governments' and other organizations' concerns for safety and historic preservation. For instance, rules forbidding antennas to be installed on fire escapes remain in effect. Restrictions on satellite dishes may also be allowed at historic sites. And, for the sake of aesthetics, authorities can require that satellite dishes be installed in backyards instead of in front of a home.

The FCC ruling covers only property owners; it does not extend to renters who might want to mount a DSS dish outside an apartment window. However, according to a "Further Notice of Proposed Rulemaking," announced with the order, the FCC is considering whether to extend the rule to rental properties.

## DVD Division

In the push toward a single DVD standard, Sony and Philips have jumped ship, announcing that they will begin licensing their own patents. The two companies were dismayed over the length of time it was taking to develop an industry-wide standard upon which all ten of the participating manufacturers could agree. Copy-protection issues were the major source of trouble, as manufacturers struggled to come up with a system acceptable to movie producers and content developers.



PHILIPS AND SONY, WHOSE PROTOTYPE DVD PLAYER IS SHOWN HERE, have split from the ranks of manufacturers seeking an industry-wide DVD standard.

The defection of Sony and Philips is not expected to further delay the DVD launch—now expected sometime next year. It will, however, make it harder for manufacturers to obtain the licenses they need to make DVD hardware and software.

EN

# The scope can be held with one hand. The awards can't.



The TekScope® Handheld Digital Oscilloscope has won virtually every major award a handheld scope or DMM can. Because it allows you to sample at 500 MS/s on both of its channels simultaneously. Because it comes with Isolated Channel™ Architecture. Because it has a True RMS DMM. All surrounded by an intuitive, rugged package that will rest comfortably in the palm of your hand. For these reasons and more, TekScope has repeatedly been voted number one by customers like yourself.

Awards can be a handful, sure. But we're not complaining. For more information, call 1-800-479-4490, Action Code 722, or visit us at [www.tek.com](http://www.tek.com).

**Tektronix**



# EQUIPMENT REPORTS

FARGO ELECTRONICS FOTOFUN DIGITAL COLOR PHOTO PRINTER

*Print real color photographs from your computer with photo lab color and clarity.*

CIRCLE 15 ON FREE INFORMATION CARD



The technology of inputting photos and images into PCs has advanced significantly over the past two years. Digital cameras and scanners are decreasing in price, while the quality of the images they produce has increased. Add to that the millions of high-resolution images that are available on the World Wide Web and the need for a top quality yet affordable color-photo printer becomes very obvious.

Fargo Electronics has a digital color-photo printer that fills the bill perfectly. It produces prints of the same quality as photographs developed at a photo lab. The printer, called FotoFUN, is compatible with all Macintosh and PC\Windows graphics and image-editing software. Many different combinations of standard photo frame sizes can be printed, such as 2 x 3 or 3 x 3 inches. The maximum output size is 4 x 6 inches.

To produce a photograph, the printer passes a special paper against a three-color ribbon in a thermal dye-sublimation process. The ribbon consists of three consecutive color panels (yellow, magenta, and cyan) and a clear panel that serves to seal and protect the printed image from moisture, fingerprints, and ultraviolet light. The clear seal can be omitted if you want to produce color transfers. In fact, a kit for producing photo mugs is available (more on that later).

## Hookup

Installing the FotoFUN printer is

just about as simple as it can get. With the system power disconnected (a good idea on all hardware installations), the printer cable to your laser printer is disconnected and reconnected to the FotoFUN printer. A remote power supply provides 20-volts DC at 4.5 amperes to the unit.

Once the unit is hooked up, a print test should be made; there is no need to turn the PC on for that. The test is important for two reasons: One, it tests to make sure the unit is working properly. Second, it teaches the user the correct way to insert the paper, which can be a little tricky if you've never done it before.

The print paper is inserted, glossy side down, into the loading port. Once the printer's friction drive grips the paper, release your grip; the printer does the rest. Also, be sure you are inserting the paper straight, so that the paper's corners nearest you enter the printer without touching the sides of the entry port. Once the technique is mastered (usually in one or two tries), the test print comes out perfect, with amazing color quality and sharpness. The blacks are "solid" black—a must if you expect to get the best possible photographic reproduction.

## Installing the Driver

The manual assumes you need 100% help and provides complete and unfailing directions for Macintosh, DOS, and Windows systems (there is no Windows

95 driver, but the standard Windows driver works fine under that operating system). Follow the instructions provided in the manual, and you'll have no problems in the few minutes that it takes to install the drivers.

Once the drivers are installed, you can use your favorite graphics or image software to produce full-color snapshots. For best print results, use only 24-bit color, 203 dots-per-inch (or higher) images, and print at an image size of 100%. Over-enlarging an image or printing lower-resolution images will cause your photos to appear jagged or pixelized when printed. The printing process takes about 2 minutes and 20 seconds. Regardless of the source (CD-ROM, World-Wide Web, or transparency scanner), the prints produced by the unit appear to be of the same quality as those from a photo lab.

The FotoFUN Digital Color Photo Printer lists for \$599.95 (though street prices average \$499.95 and lower) and comes with a Print Film Kit that consists of a 36-print ribbon and 36 sheets of photo paper (refills cost \$34.95). Also available are a 36-print Postcard Film Kit (\$39.95) and a 36-print FotoLABEL Kit (\$39.95). The latter kit can make labels and bumper stickers. The FotoMUG! Starter Kit (\$29.95) includes four photo mugs, a mug clamp, tape, and full instructions.

If you are into photography and want to copy photo snapshots, it's cheaper to go to your local discount photo lab or one-hour photo center. However, if you are into graphics and multimedia activities, and you like to retouch, modify, or generate new and unusual photo images, then the FotoFUN printer is definitely for you.

For more information, contact FARGO Electronics, Inc., Eden Prairie, MN 55344, Tel: 1-800-327-4694; outside the USA and Canada, call 1-612-941-9470; Fax: 1-612-941-7836. On the World Wide Web, they can be found at <http://www.fargo.com>.

EN

# The Four-Year Electronics Degree Program That Really Hits Home!

**Bring The Technology Home With A Bachelor Of Electronics Engineering Degree. No Hassles. No High Cost!**



*Now's the time to prepare for a profitable career.*

## We've lowered the cost of higher education.

It's true! You can earn a four-year Bachelor of Electronics Engineering Technology degree today ... and prepare yourself for a high-paying electronics career ... without quitting your job or ever leaving your home. Because World College, an affiliate of the Cleveland Institute of Electronics, offers you the total flexibility of independent study programs proven effective for people like you who truly want to succeed! World College independent study lessons help you build valuable skills

**Mail/Fax Today  
or Call  
1-800-696-7532**

step-by-step, and expert instructors are personally available to you with a toll-free call. What a way to earn an education!

## A world of opportunity.

Where is your career headed? With a four-year bachelor's degree from World College, you call the shots, choosing from incredible, high-paying opportunities in electronics, telecommunications, computer, electrical power, and many other growing fields.

World College gives you the skills, the knowledge, the power to take advantage of your best opportunity in electronics. And you can do it all at your own pace!

## Without leaving home.

World College continually works to provide its students with the most advanced education tools. From the latest equipment and reference books to breakthrough computer-simulated experiments, students are exposed to the latest technological advancements.

All the equipment, parts, and software you need are included in your affordable tuition, including more than 300 hands-on lab experiments you can complete in your home.

## Choose your own pace.

Earn your bachelor's degree on your time — and at your pace — because you pay tuition to World College only as you complete the upper-level semesters close to graduation. The faster you make it through, the less you pay. So you have an incentive to make your future happen quickly — yet the freedom to choose your own pace!

Send today for your FREE course catalog — and give yourself that future you've always wanted — with an electronics degree education from World College.



*Take charge of your future in electronics.*

## Four Powerful Reasons To Connect With World College Today:

- 1. Earn your four-year degree!**
- 2. Self-paced training!**
- 3. Independent study in your home!**
- 4. Expert instruction!**

## Give Me The Power!

Send me a FREE World College course catalog today!



(Please Print Neatly)

Name \_\_\_\_\_

Address \_\_\_\_\_

City \_\_\_\_\_

State, Zip \_\_\_\_\_

Phone (     ) \_\_\_\_\_

Age \_\_\_\_\_

**For faster service, call  
1-800-696-7532,  
or call  
1-804-464-4600.**

**Or fax this coupon to  
1-804-464-3687.**



Lake Shores Plaza  
5193 Drive, Suite 113  
Virginia Beach, VA 23455-2500



Affiliated with  
Cleveland Institute of Electronics

WAE39



# NEW PRODUCTS

USE THE FREE INFORMATION CARD FOR FAST RESPONSE

## Cellular Time Tracker

IF YOU'RE UNPLEASANTLY SURPrised every time you open your cellular phone bill, you might want to get the situation under control with the Time

Tracker used, last month's peak or off-peak time used, last month's connect time used, last month's total cost, or connect time used and its cost.



CIRCLE 20 ON FREE INFORMATION CARD

Tracker from Ultradata Systems. The wristwatch-sized accessory monitors the costs every time you use your cellular phone. (It is not recommended for use with automotive roof or trunk-lid installations.)

The Time Tracker device attaches to most cellular phones in less than a minute, using an included Velcro fastener, and is programmed to match the user's cellular package rate plan. From that point on, it automatically keeps track of "free time" usage and computes peak and off-peak charges. A variety of functions track, tally, and estimate phone usage costs and time increments, and displays them on its LCD readout.

During normal "hands-free" use, the Time Tracker displays one of two options: free minutes remaining/peak and off-peak charges, or actual total cost to date. By pressing a single button, the user then can access additional information including peak and off-peak time

The Time Tracker has a suggested retail price of \$29.95.

### **ULTRADATA SYSTEMS, INC.**

9375 Diehman Industrial Drive

St. Louis, MO 63132

Tel: 1-800-747-2605


E-mail: [ultradata@cdmnet.com](mailto:ultradata@cdmnet.com)

Web site: <http://www.ultradata.com>

## Magnet-Mount Mobile Antenna

The MFJ-1729 Super\*Gain is a powerful, dual-band, magnet-mount mobile antenna for ham radio. It provides a gain of 6.3 dB on 440 MHz and 2.6 dB on two meters. Low SWR on both bands allows you to operate your rig and deliver full power safely. The antenna handles 300 watts PEP.

Intended for use with dual-band mobiles and handhelds, the Super\*Gain features MFJ Enterprises' exclusive 29¾-inch stainless-steel "SlimLineRadiator," which minimizes wind vibration for less



CIRCLE 21 ON FREE INFORMATION CARD

SWR flutter. The antenna provides longer range and better readability thanks to MFJ's exclusive whip. Resembling a cellular antenna, the black stainless-steel whip screws onto a black base that has a protective outer pad to prevent scratching.

The MFJ-1729 Super\*Gain magnet-mount antenna, complete with 12 feet of coaxial cable, a PL-259 coax connector, a BNC handheld adapter, and a one-year unconditional guarantee, costs \$29.95.

### **MFJ ENTERPRISES, INC.**

P. O. Box 494

Mississippi State, MS 39762

Tel: 1-800-647-1800

Fax: 601-323-6551

## Handheld Digital Multimeters

Amprobe Instrument's Ultimate Series Models AM-90 and AM-91 are

*continued on page 71*



# Hobbyist's Paperback Budget Books



**BP80/98—Popular Electronic Circuits-Books 1 and 2...\$11.90.** Contains a wide range of circuits which are accompanied by text giving a brief introduction, circuit description and special notes on construction and setting-up that may be necessary.



**#160—Coil Design and Construction Manual...\$5.95.** A complete book for the home builder on how to make RF, IF, audio and power chokes and transformers. Practically every possible type is discussed and calculations are explained in detail.



**BP271—How to Expand, Modernize and Repair PC's and Compatibles...\$7.75.** All the practical information you are likely to need to upgrade your PC and compatible. Also contains useful information and illustrations to help you with repairs.



**BP276—Shortwave Superhet Receiver Construction...\$6.95.** Provides construction details, including coil winding, of a number of advanced-design receivers which should have performance levels at least equal to commercial sets of similar complexity.



**#223—50 Projects Using IC CA3130...\$5.00.** One of the more practical and useful operational amplifiers (opamp), the CA3130 integrated circuit chip is the heart of several easy-to-assemble projects covered in the book. The projects are divided into five categories: audio projects, RF projects, test equipment, household projects and a catch-all miscellaneous group. Ideal for all skill levels.



**BP122—Audio Amplifier Construction...\$5.75.** Practical designs are featured and include circuit diagram and description, Veroboard or printed-circuit board layout and construction notes. The text is divided into two parts. The first deals with many types of preamplifiers. The second covers power amplifiers from a simple low-power battery type to a 100-watt DC-coupled amplifier using four MOSFETs in the output stage.



**BP107—30 Solderless Breadboard Projects-Book 1...\$5.95.** Each project is designed to be built on a "Verobloc" breadboard and is presented with a brief circuit description, circuit diagram, component layout diagram and components list. Notes on construction and applications are provided. Wherever possible, the components are common to several projects to keep project costs down.



**BP266—Electronic Modules and Systems for Beginners...\$7.25.** Shows the reader how to build a number of simple analog and digital circuit modules, all suitable for battery operation, and all based on only 1 or 2 transistors or ICs.



**BP329—Electronic Music Learning Projects...\$6.25.** A beginner's book that will assist you in assembling such projects as the Elexylophone, Guildaphone, Melody Ranger, Cordmaker, Appealing Handbells, Electronic Sol-Fa, Tune-up Box and more.



**BP319—Making MS-DOS Work For You...\$6.50.** What you need to know first, comes first, however the text is written in a circular style so that the reader can start anywhere in the text. This book is relevant to all versions of both MS-DOS and PC-DOS.



**BP303—Understanding PC Software...\$6.95.** Covers main types of PC software, giving details of typical uses, the basics of how they are used and their limitations. Each chapter covers popular software and programs of a similar type.




**BP105 Aerial (Antenna) Projects...\$5.50.** In this book the author has considered practical antenna designs, including active, loop and ferrite antennas which perform well and are relatively simple and inexpensive to build. The complex theory and mathematics of antenna design have been avoided. Also included are construction details of a number of antenna accessories including a pre-selector, attenuator and filters.



**BP33—Electronic Calculator Users Handbook...\$5.75.** The book eliminates the mysteries of the calculator and offers unique ideas for the simplest to most complex calculators. Covers the basic functions plus trigonometric, hyperbolic, logarithms, square roots and powers. Included are formulas and data for VAT, discounts, and mark up, currency conversion, interest, binary and octal numbers, and much more!



**BP125—25 Simple Amateur Band Antennas...\$5.50.** Plans to build antennas that are simple and inexpensive to construct and perform well. From the simple dipole to beam, triangle and even mini-rhombic types made from four TV masts and about 400 feet of wire. After the antenna discussion you will find a complete set of dimension tables that will help you "tune" an antenna on a particular frequency.



**BP263—A Concise Introduction to dBASE...\$6.95.** The most popular data-base program, dBASE, is difficult to master without help. This book helps you spend your time using dBase, not setting it up. A user's guide that covers all the basics up to dBase IV.



**PCP104—Electronics—Build and Learn...\$9.95.** Construction details are given to build a circuit demonstrator that is used throughout the book to introduce common electronic components and how these components are built up to useful circuits.



**BP302—A Concise Users Guide to Lotus 1-2-3 Release 3.1...\$6.25.** Written to help existing spreadsheet users upgrade to 1-2-3 Release 3.1, which has the ability to work 3-dimensionally with both multiple worksheets and files.



**BP146—The Pre-BASIC Book...\$6.95.** Another book on BASIC but with a difference. It concentrates on introducing technique by looking in depth at the most frequently used and more easily understood computer instructions.

## Just What the Project Builder Is Looking For!

- |   |  |
|---|--|
| <input type="checkbox"/> #160—Coil Design and Construction Manual .....\$5.95           | <input type="checkbox"/> 1596T—24 Silicon-Controlled Rectifier Projects.....\$9.95 |
| <input type="checkbox"/> #219—Solid State Novelty Projects .....\$4.95                  | <input type="checkbox"/> BP58—50 Circuits Using 7400 Series ICs.....\$5.50         |
| <input type="checkbox"/> #222—Solids State Shortwave Receivers for Beginners.....\$5.50 | <input type="checkbox"/> BP69—Electronic Games.....\$5.50                          |
| <input type="checkbox"/> #223—50 Projects Using IC CA3130.....\$5.00                    | <input type="checkbox"/> BP71—Electronic House Projects .....\$5.00                |
| <input type="checkbox"/> #225—Practical Introduction to Digital ICs.....\$5.25          | <input type="checkbox"/> BP84—Digital IC Projects.....\$5.50                       |
| <input type="checkbox"/> PCP111—Electronic Test Equipment Handbook.....\$13.95          | <input type="checkbox"/> BP93—Electronic Timer Projects.....\$5.50                 |

**ELECTRONIC TECHNOLOGY TODAY INC.**  
P.O. BOX 240, Massapequa, NY 11762-0240

Name \_\_\_\_\_  
Address \_\_\_\_\_  
City \_\_\_\_\_ State \_\_\_\_\_ Zip \_\_\_\_\_  
PE5 Allow 6-8 weeks for delivery

**SHIPPING CHARGES IN USA AND CANADA**

\$0.01 to \$5.00 .....	\$2.00
\$5.01 to \$10.00 .....	\$3.00
\$10.01 to 20.00 .....	\$4.00
\$20.01 to 30.00 .....	\$5.00
\$30.01 to 40.00 .....	\$6.00
\$40.01 to 50.00 .....	\$7.00
\$50.01 and above .....	\$8.50

**SORRY** No orders accepted outside of USA & Canada

Number of books ordered

Total price of merchandise .....	\$ _____
Shipping (see chart) .....	\$ _____
<b>Subtotal</b> .....	\$ _____
Sales Tax (NYS only) .....	\$ _____
<b>Total Enclosed</b> .....	\$ _____

**All payments must be in U.S. funds!**




# NEW LITERATURE

USE THE FREE INFORMATION CARD FOR FAST RESPONSE

## LAN Times Encyclopedia of Networking

by Tom Sheldon  
Osborne/McGraw-Hill  
2600 Tenth Street  
Berkeley, CA 94710  
Tel: 1-800-822-8158  
Fax: 614-759-3644  
**\$39.95**



CIRCLE 337 ON FREE INFORMATION CARD


Designed to serve as a comprehensive desk reference for anyone involved in networking, this book explains the complex world of networking. In more than 1000 pages, it covers every aspect

of the subject, from Peer-to-Peer to LANs and WANs. The book's alphabetically organized sections make it easy to locate information quickly. Each entry includes an informative description, plus examples and pictures where appropriate and extensive cross-references to related subjects.

The book covers the latest trends in object-oriented environments, distributed computing environments, enterprise networking, database connectivity, and network architectures. It discusses general networking concepts used in the most popular networking systems, including the Distributed Computing Environment (DCE), Novell NetWare, Banyan VINES, Microsoft LAN Manager, AppleTalk, and UNIX. Up-to-date information on network management and security issues is provided. The book fully describes protocols and standards including WAN protocol, client-server protocols, messaging APIs, and e-mail. It also covers different network methods and technologies; cabling, internetworking, wiring requirements, interoperability, and gateways; and telecommunications topics such as Frame Relay, ATM, ISDN, and SONET carrier services.

## A Simple Approach to Digital Signal Processing

by Craig Marven & Gillian Ewers  
John Wiley & Sons, Inc.  
605 Third Avenue  
New York, NY 10158-0012  
Tel: 1-800-225-5945  
Web site: <http://www.wiley.com>  
**\$39.95**



CIRCLE 338 ON FREE INFORMATION CARD

Most books on digital signal processing (DSP) involve complicated mathematics and assume a prior knowledge of the field. This practical guide is a readable, understandable alternative. It assumes no prior DSP experience and provides clear

explanations and examples while keeping mathematics to a minimum.

To help readers develop a fundamental understanding of DSP, the book proceeds step-by-step through the most basic signal-processing concepts to more complex functions and devices, including sampling, filtering, transforming signals into the frequency domain, encoding waveforms, data compression, and DSP-hardware design issues. An extensive glossary of DSP acronyms and a bibliography of DSP books give readers the tools they need to tackle more advanced topics.


The book was written by two specialists in DSP who work for Texas Instruments, which has been designing and manufacturing single-chip DSP devices since 1982, and now produces eight distinct generations as part of the industry-standard TMS320 family. Much of the book is based on the experience TI gained in developing DSPs and training first-time users. A real-world example of a typical DSP system development cycle allows even

beginners to understand the process and achieve a final working system.

## Tune in on Telephone Calls Third Edition

by Tom Kneitel, K2AES  
CRB Research Books, Inc.  
P. O. Box 56  
Commack, NY 11725  
Tel: 1-800-656-0056

**\$16.95 plus \$5 shipping**  
(NY residents add \$1.81 tax)



CIRCLE 339 ON FREE INFORMATION CARD

Despite repeated reminders, most people don't understand that cordless- and cellular-telephone calls can be easily monitored. Thinking that no one else is listening, they gossip, conduct financial transactions, discuss their

innermost feelings, conduct love affairs, and even engage in criminal activities. Recreational eavesdroppers are well aware that such conversations can be much more entertaining than TV.

This "official handbook of recreational eavesdroppers" provides pointers on listening in on cellular, cordless, and other phone calls made from cars, portable phones, homes, offices, and even plains, trains, and ships. It offers vital information, proven techniques, opinions, frequencies, stations, and laws related to eavesdropping.

The third edition explains why it's easier than ever to intercept calls. It has been updated with plenty of new information, including 900-MHz cordless-phone channels and the 30 new frequencies available for 46/49-MHz cordless phones. It describes an accessory unit that clarifies scrambled phone conversations and discusses inexpensive DTMF tone decoders that display the phone,

credit card, PIN code, bank account, voice mail, answering machine, and other numbers that people send with pushbutton phones. The book explains how to decode and read digital non-voice business and (often spicy) personal beeper messages. More frequencies for voice and digital radio are provided, along with new information on air/ground phones.

## The Web Page Workbook

by Dawn Groves

Franklin, Beedle & Associates


8536 SW St. Helens Drive

Suite D

Wilsonville, OR 97070

Tel: 1-800-322-2665

**\$19.95, including software**



CIRCLE 340 ON FREE INFORMATION CARD

Aimed at Web enthusiasts who want to create useful, appealing Web pages quickly and easily, this book teaches the basics of Web design, develop-

ment, and promotion. It offers straightforward instructions for the programming and design of Web pages. Examples and practice exercises allow readers to practice before developing their own pages. A Web-site development form guides readers through the page-planning process.

The book is designed to give readers the fastest, most direct introduction to HTML available. All planning, writing, and troubleshooting can be performed offline. Later, once the Web page is complete, it can be published on a server without further modification.

The book includes a complete Web development kit. The Internet software package, called Earth's TotalAccess, features Netscape 2.0 and Eudora e-mail software. Also included is an evaluation copy of *HotDog Standard*, a shareware HTML editor.

## TMOS Power MOSFET Transistor Device Data Book (DL135/D, Revision 6)

Motorola Inc.

Literature Center

P. O. Box 20924


Phoenix, AZ 85063

Tel: 1-800-441-2447

Fax: 602-994-6430

Web site: <http://Design-Net.com>

Free



CIRCLE 341 ON FREE INFORMATION CARD

Updated to reflect new and current products, this data book includes sections for insulated-gate bipolar transistors (IGBTs), MOS gate drivers, miniature surface-mount *Micro8* high-density devices, and Zener gate-protection devices. The new version


provides an alphanumeric index of part numbers and a cross-reference page for obsolete parts. Revision 6 also features data sheets, a selector guide, tape and reel specifications, surface-mount package information, case dimensions, and complete information on how to receive Motorola Semiconductor technical information via Fax, e-mail, phone, or the Internet. **EN**

EXERCISE.

American Heart Association



# WAVE GOODBYE TO PRICED TEST EQUIPMENT



GoldStar offers a comprehensive line of affordable Analog and Digital Storage Oscilloscopes for your diagnostic needs.

- Signal Delay Lines
- Variable Holdoff
- TV Sync
- Max. Sweep Time of 2ns/div.

Digital Storage with CRT Readout and Cursor Control	Analog CRT Readout and Cursor Control	Analog
OS-3020: 20 MHz, 20 MS/s	OS-902RB: 20 MHz, Delayed Sweep	OS-9020A: 20MHz, Basic
OS-3040: 40 MHz, 20 MS/s	OS-904RD: 40 MHz, Delayed Sweep	OS-9040D: 40MHz, Delayed Sweep
OS-3060: 60 MHz, 20 MS/s		OS-9060D: 60MHz, Delayed Sweep
		OS-8100A: 100MHz, Delayed Sweep
		OS-9020G: 20MHz with 1MHz Function Generator

Don't forget the other sensibly priced instruments available from GoldStar (Sweep Function Generators, Frequency and Universal-Counters, Bench Power Supplies, and Bench and Handheld-Digital Multimeters).



**LG Precision**

The Sensible Source

13013 East 166th St., Cerritos, CA 90701 310-404-0101 fax: 310-921-6227

CIRCLE 179 ON FREE INFORMATION CARD

[www.americanradiohistory.com](http://www.americanradiohistory.com)

# The Five Monkeys and Personality Characteristics of the Nerd

**R**ECENTLY I COMPLETED AN IN-DEPTH PSYCHOLOGICAL AND SOCIOLOGICAL ANALYSIS OF THE TYPES OF PEOPLE WHO GET INVOLVED WITH COMPUTERS-AND THE RESULTS ARE PRETTY FRIGHTENING. THE STUDY WAS COMMISSIONED BY A

group convened from the Federal Government, a major state university, and the CIO's (Chief Information Officers) of ten Fortune 50 corporations, along with senior officials of the National Security Agency, the FBI, the CIA, and several French agencies: *Jenesais Quoi* (Zhen-say kwah), *Jenesais Qui* (Zhen-say key), *Jenesais Quand* (Zhen-say con), *Jenesais Ou* (Zhen-say ooo), and *Jenesais Pourquoi* (Zhen-say po-kwah), collectively known in international circles as The Five Monkeys.

Members of the committee included extremely senior theorists and practitioners in psychology, psychiatry, sociology, business management, and computer science from the University of Chicago and Columbia University. It would take more than one hand to count the number of Nobel prizes on that committee.

## My Role

I was selected to be secretary of the committee because of my 20+ years of experience in all facets of the industry: hardware, software, manufacturing, management, and communications. Initially, a high-profile newspaper journalist was chosen. However, the committee subsequently rescinded its offer when asked whether it was to be a Mac or PC project. Numerous employees of well-known computer magazines were considered, but all were ultimately rejected for their inability to count to two in either binary, hexadecimal, or decimal.

Thus I got my shot at glory. My only condition was that I be allowed to share the early results of the study first with the loyal "Computer Connection" readers of **Electronics Now**. You guys and gals are special. I hope you appreciate that, because this hasn't been easy.

## Survey Overview

After issuing thousands of questionnaires and analyzing millions of data

points, what we came up with was not a set of personality types, but a set of qualities that tend to mix and match in different individuals (and perhaps the same individual at different times), leading to a multi-dimensional spectrum of possibilities. Then, by constructing an elaborate set of computer models, we have been able to successfully predict the behavior of various historic individuals. Ongoing field tests are underway at the above-mentioned Fortune 50 corporations as to whether our model can be used in real-world settings.

Under terms of our agreement, I cannot discuss details of the model. However, I am at liberty to discuss the set of qualitative attributes used in constructing the model. That way, those of you with



THE STRESS AND STRAIN of high technology gets to all of us at one time or another. For proof of that, read this column!

some coding skills should be able to build your own models, although I should warn you that to achieve anything like real-time response, the committee's model requires a coordinated array of 65,536 RS/6000 processors running a special-purpose parallel-processing operating system and analysis tools.

Nonetheless, we are currently negotiating with Sega, Nintendo, Sony, and Intel concerning development of handheld models that can be used during engineering design review meetings. Texas Instruments and Casio may produce units with built-in plotting and printing functions. Needless to say, Hewlett-Packard plans to do an RPN version. It is likely that the hand-helds will also have built-in versions of *Tetris*, *Duke Nukem*, and *Doom*.

Microsoft has also shown interest in incorporating a scaled-down version as a Design Wizard in the next versions of Visual C++ and Visual Basic. We've also been in contact with most other software-tool vendors. Netscape has announced a Navigator plug-in that will allow ordinary citizens to log in to a Defense Department computer system and get a free personality profile based on the model. We've also been approached by vendors of late-night television gadgets, "one-minute" management gurus, IDG publications (which wants to publish a "... for Dummies" version), the Norwegian rowing team, and the caretaker at Pitcairn Island. But I digress.

## The Findings

A few notes before we get started.

1. An old joke has it that there are two kinds of people in the world: those who divide the world into *n* kinds of people, and those who don't. The committee unabashedly aligns itself with the former.

2. Given the orientation of this magazine, I'm not going to bore you with the dry sociological and psychological terms developed by the committee. Instead, I'll use the nicknames we used among ourselves during the project.

3. In addition to the data strictly required by the questionnaires, we also collected data on the subjects' favorite colors, astrological signs, sports teams, microbrewery beers, underwear preferences (boxers or briefs), and attitudes toward checkered shorts, Hawaiian shirts, toy Poodles, Jim Carrey movies, and other subtle indicators of culture, education, and attitude. Extensive cross-

checks were run as part of the analysis, and some extremely interesting correlations turned up. Unfortunately, my non-disclosure agreement prevents me from revealing the details. But I won't be saying too much if I hint that Jim-Carrey admirers had a tendency to show positive attitudes toward most items in the list, and a negative correlation with leaders of technology, business, and politics in most traits except raw intelligence, where they led.

4. To be honest, the real purpose of the study was to find ways for CIOs to be able to control renegade technologists who are supposed to be implementing policies prescribed by CIOs, but who often pursue their own agendas or those of their constituencies, at the expense of the CIO, coworkers, the corporation as a whole, and ultimately, the shareholders.

Ultimately what resulted were 22 primary characteristics distributed across seven categories:

- Primary motivator
- Sociability
- Interaction style
- World view
- Provider instinct
- Management style
- Technique

We'll examine each in turn.

## Primary Groups

Primary motivator concerns the real-world goal that primarily motivates a given individual most of the time. The options include power, money, and knowledge. Among committee members, representatives of each category were informally known as Pols, MBAs, and Neurons, respectively.

Regarding Sociability, the committee graciously acknowledges the pioneering insights of Steven Covey in developing the following distinctions: Dependent, independent, and interdependent. Dependent individuals ("Diapers") are those who are incapable of doing anything by themselves. Independent individuals ("Hillbillies") are those who are incapable of doing anything with others. And Interdependent individuals ("Coveys") are those who enjoy working with others, compromising, and in general, sacrificing the good of the one for the good of the many.

Interaction style breaks down into three subgroups: Betsys, Rodmans, and Drones. Betsys tend to avoid public exposure at all costs; conversely, Rodmans crave it like food, water, or air. Drones

tend not to care one way or the other. Their lack of self-consciousness helps avoid personal embarrassment, but their lack of showmanship tends to make them boring. A successful Pol needs to be either a Betsy or a Rodman; Drones need not apply. On the other hand, the committee remarked that scientists and engineers tend to be drawn from the ranks of the Drones and the Betsys.

World view also breaks down into three subgroups: Black-and-white, gray, and color (B&Ws, Gs, and Cs, respectively). B&Ws tend to see every choice as being among polar opposites: true or false, good or evil, for us or against us. Gs see a broader range of choices, without discontinuities. Cs see an even broader range of choices, brought about by the ability to paradigm-shift; that is, to cast problems in new lights to arrive at innovative solutions. Scientists and engineers tend to come from the ranks of the Cs and Gs. Pols are an interesting case. Regardless of their actual World View, they almost always profess to be from the B&W class.

Provider Instinct subdivides into two interrelated groups of two: Hunters, Gatherers, Collectors, and Hemingways. Hunters and Hemingways both hunt; Gatherers and Collectors both gather. Hunters and Gatherers never take more than they need; Hemingways and Collectors never have enough. Pols and MBAs tend to be Hemingways, scientists tend to be Collectors, and engineers tend toward Gatherers.

Another important category is Management style. Here we find three possibilities: Chief, brave, and hermit. A chief leads, a brave follows, and a hermit stays as far away from the process as possible. Pols and MBAs universally profess the Chief attribute, whereas in reality, most would be better suited as Hermits. Technical people tend toward the extremes: either chief or hermit.

The final category is Technique, comprised of Gepettos, Gomers, and Klutzes. Gepettos are craftsmen who excel in performing all facets of a task. Gomers and Klutzes are both more or less incompetent. They are distinguished in that Gomers sometimes succeed in spite of themselves, whereas Klutzes always fail.

## What About You?

The point of this presentation is to outline some of the chief characteristics

*continued on page 32*

# Microphone Splitting

## Made Easy

**J**UST WHAT IS MICROPHONE-SPLITTING, AND WHY WOULD ANYONE WANT TO WRITE ABOUT THAT SUBJECT? WELL, FOR ONE THING, I HAVE SPENT OVER TWENTY YEARS OF MY LIFE DOING IT. WHY? SIMPLY BECAUSE I HAD TO. I HOPE THAT BY THE TIME YOU

finish reading this article, you'll understand why it is important and necessary to do it correctly. Lets get started with a little background information.

### Why Split?

In its most basic form, microphone splitting is the art of taking a single microphone and splitting its output to feed multiple sources. It is almost always necessary in live performances.

Most performers, whether in auditoriums or outdoor venues, need a little help to amplify the performance. At one time, sound systems were mainly used to enhance the acoustical sound; multiple microphones, large power amplifiers, and large speaker systems were not yet the norm. In those days, a single 100-watt power amplifier was all that was necessary to power the single speaker system.

In the 1960s, a new era in live sound was developed as the result of changes in the recorded-music industry. Rock-and-roll bands were attracting larger audiences in bigger arenas. Amplified sound was overtaking acoustic sound, and the average listener was expecting and getting used to highly amplified performances. Speakers became speaker systems that included stacks and stacks of bass cabinets and many high-frequency horns.

As those speaker systems expanded, the need for more and larger power amplifiers become evident. The use of multiple microphones in live performances became the standard. The sound

1. However, that microphone-splitting scheme creates new problems. One is feedback. Also, since the house PA system and the monitor speaker are fed from a single mixer, equalization settings can not be arranged to satisfy each individual performer's preference.

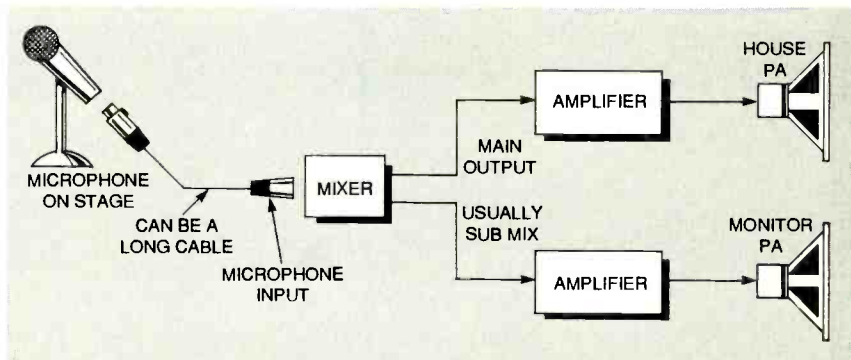


FIG. 1—IN THE BEGINNING all the mixing was done ahead of the amplifiers.

level became so high that the performers were unable to hear each other, or themselves, as they played.

To overcome that, monitor speakers are placed in front of each performer. To feed both the monitor speakers and the main house PA system, the outputs from each microphone must be split. The most basic scheme used is shown in Fig.

### A New Solution

One solution to that problem is to have a separate feed from each microphone to a mixer that is devoted to the house PA, and another that is devoted to the monitor system. Figure 2 shows that arrangement.

To implement that microphone-splitting solution, several important fac-

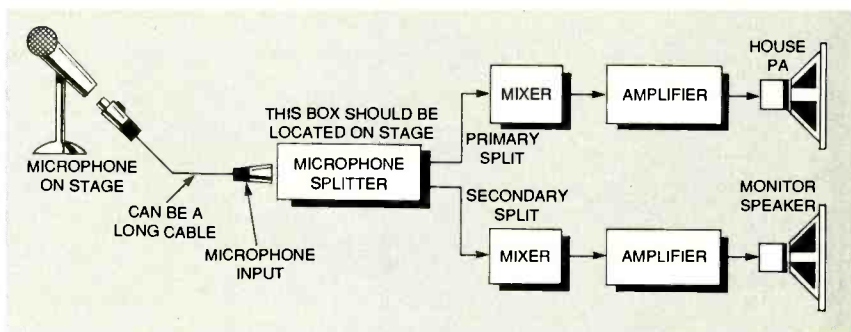


FIG. 2—AS SYSTEMS BECAME MORE ADVANCED, separate mixers were used for the PA system and the monitor speakers.

tors have to be considered. Those include maintaining audio quality and minimizing signal loss. Also, the new system must be passive so that there would be a minimal amount of noise, distortion, etc.

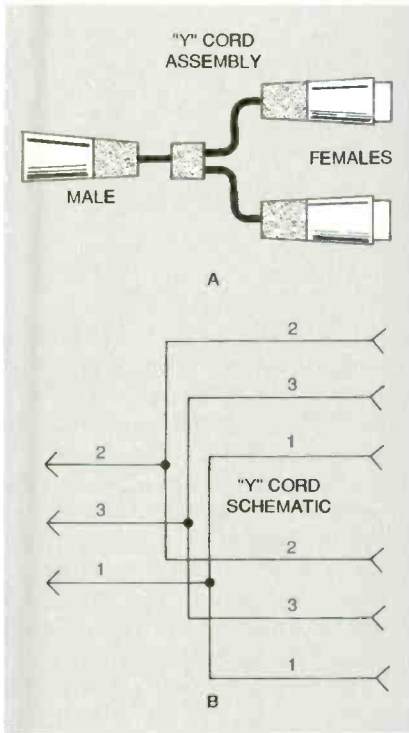


FIG. 3—TWO VIEWS OF THE Y-CONNECTOR. At the top (A) is a pictorial view. The lower portion (B) shows a simple schematic.

The problem with that solution is that it is difficult and expensive to implement. As a result, another solution that is frequently used is the "Y" connector assembly shown in Fig. 3. That set up is easy to use and inexpensive.

The problem is that the "solution" is entirely wrong! It results in the signal being cut by 6 dB, which means that the signal level is reduced 50% at the primary part of the setup. What makes the setup particularly bad is that this is the point where the signal is the weakest and most affects the system's overall signal-to-noise ratio.

In summary, under normal circumstances the Y connector scheme should be avoided. However, if time and money make its use necessary, by all means use it. After all, the show must go on! **EN**

#### FOR MORE INFORMATION

For a copy of a complete 32-page booklet on *Mic-Splitting Demystified* send \$5 to Franklin J. Miller, 2100 Ward Drive, Henderson, NV 89015-4249. Price includes shipping. NV residents must add sales tax.

# Wavetek. The Way Value Is Measured.

For the best values in digital multimeters everyone is turning to the Wavetek XT Series. Each of these full-function DMMs measures voltage, current, resistance, and also a set of additional electrical or electronic properties you work with every day. Inductance. Capacitance. Frequency.

Temperature. There is an XT Series DMM right for you.

With oversized character displays, these DMMs are as easy to read as they are to use. All have fully-fused current inputs and input warning beepers to protect you and the meter. Each comes with safety test

leads and are approved to IEC1010-1 safety standards.

Our commitment to reliability and high-quality is backed by the industry's only "No Hassle" warranty program. If your XT Series meter requires warranty service, your local dealer replaces it immediately. Call today for full details and the names of your local Wavetek distributors. You'll find that when it comes to Wavetek performance and price, nothing else measures up.

**27XT**  
A unique combination of DMM and component checking in a single meter.

- Inductance
- Capacitance
- Logic
- Frequency

Accessories include current clamps, RF & HV probes, temperature converters, holsters, boots and carrying cases.

**23XT**  
Electronic and electrical test functions for general duty and HVAC/R.

- VAC Safety Tester™
- Temperature
- Capacitance
- Logic

**25XT**  
A full C-meter in a DMM, and more! Ideal for AN, cell-phone & antenna matching, component inspection.

- Full Capacitance 0.1pf to 20mf
- Capacitance Zeroing & Test Stop

**28XT**  
A thermometer + DMM for HVAC/R, building or plant maintenance.

- Temperature
- Capacitance
- Frequency
- Max-Hold

**85XT**  
A precision True-RMS reading DMM, ideal for experts.

- 4 1/2 digit accuracy
- True-RMS
- Frequency
- Duty Cycle

**LCR55**  
Full-function LCR, extra test features for "best-buy" in a component checker.

- Inductance
- Capacitance
- Resistance
- Transistor
- Dual Diode



Wavetek Corporation  
9145 Balboa Avenue, San Diego, CA 92123  
(800) 854 2708

# WAVETEK

# Making Your Job Easier with a DSO

**N**OT THAT LONG AGO, ANALOG-OSCILLOSCOPE TECHNOLOGY WAS THE ONLY PRACTICAL SCOPE TECHNOLOGY AVAILABLE. IN THOSE DAYS, ANALOG SCOPES PERFORMED VERY WELL; THEY DISPLAYED REPETITIVE SIGNALS IN REAL TIME

and were affordable, familiar tools that users had come to depend upon.

Over time, as the use of electronic devices accelerated, so did signal complexity. New measurement power was needed to capture and analyze the new, complex, and, in many cases, single-shot signals. The answer proved to be digital technology, and a new generation of scopes was born—the digital storage oscilloscope, or DSO.

Initially, digital technology was too expensive for all but high-end R&D applications. Also, technical limitations such as limited sampling rates, slow screen updates, and unfamiliar user interfaces slowed widespread acceptance of DSO technology by analog users.

Today, much has changed. Digital-storage technology has become highly affordable, and an exciting DSO technology called Digital Real Time (DRT) has overcome the sampling limitations in lower cost DSOs. Screen-update rates and the user interface also have improved dramatically.

What benefits can you expect from the new digital storage oscilloscopes, and how will they make your job easier? Digital storage capabilities fall naturally into four categories, and, as we shall see, there are benefits to be found in each: The first is acquisition (of waveforms); second is viewing (the information); third is interpretation (of the data); and fourth and last

is storage (of waveforms and data). Within those categories, you'll have the ability to capture and analyze the most complex single-shot signals; manipulate them on-screen; analyze them with automatic measurements and reference waveforms; store them indefinitely; and obtain hard copy from a variety of printing resources. Those are all capabilities that are not provided by analog oscilloscopes.

## Acquiring Waveforms

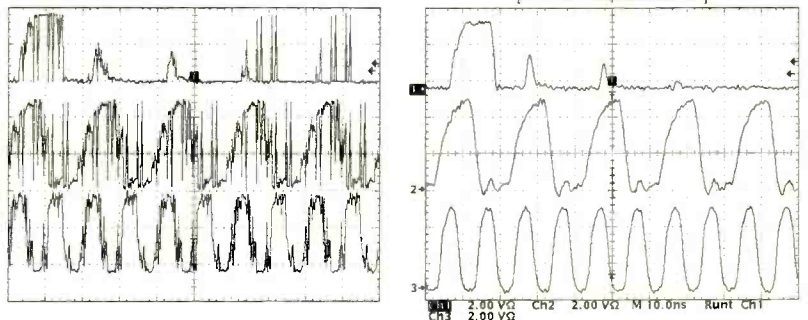
In addition to the acquisition capabilities you've come to expect from your analog scope—automatic setups, cursor-based readouts, save/recall settings, peak detect and triggers—you'll be pleasantly surprised by the significant new acquisition capabilities a digital scope supplies.

Whether you are troubleshooting an

electronic device such as a CD player or dealing with the kinds of signal noise that electronic devices generate over power lines, you will find today's DSO an invaluable tool. It will enable you to capture easily not only the single-shot signals that occur frequently in the digital world, but also a variety of glitches, high-frequency noise, and harmonic signals. Those are the kinds of events that you were unable to view with your analog scope, but that you may be encountering much more regularly in your work.

When your DSO incorporates DRT technology, your job becomes dramatically easier. That is because DRT oscilloscopes run at incredibly high sample rates (up to 5 GS/sec) and actually acquire their signals in real time. At such high sampling speeds, they can gather from each signal cycle all the samples necessary to faithfully construct the waveform, even from elusive single-shot events.

In fact, DSOs with DRT can achieve real-time acquisition up to their full analog bandwidth, both for repetitive and single-shot events. And they provide that capability on all acquisition channels



**FIG. 1**—A DRT (LEFT) ELIMINATES the confusing distortion and aliasing sometimes found in conventional DSOs (right), while achieving full bandwidth for repetitive and single-shot events.

\*Tektronix, Inc.



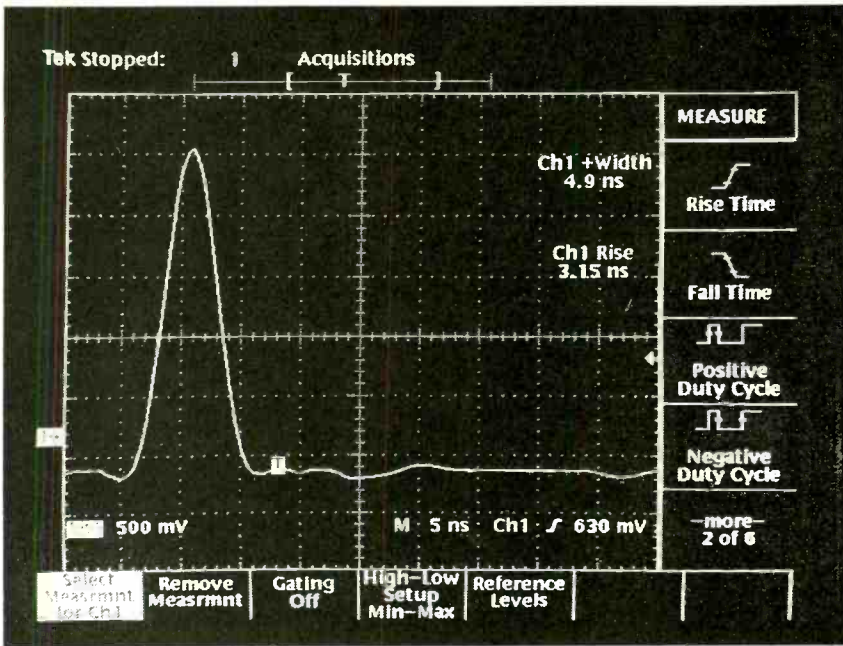


FIG. 2—AUTOMATIC MEASUREMENTS, like pulse width and rise time, help take the guesswork out of interpreting the information and give you the confidence of right answers every time.

simultaneously. The benefit for you is a clear, easily understood display (see Fig. 1) without the confusing distortion and aliasing found in conventional DSOs.

What's more, you can now choose from a variety of acquisition modes to find the optimum method you need to capture the waveform information. For example, you can select from sample mode to uncover spurious events, or peak-detect mode to see the extremes of the signal. You also might choose envelope mode to show the signal's highest and lowest points, or average mode to minimize the effects of noise. In addition, pre-trigger, a function not available in analog scopes, lets you capture information that occurs prior to a trigger event.

With a modern DSO, you also will be able to easily save not only the waveforms you need for future reference, but any setups as well. Saving sample waveforms can facilitate your job significantly when it comes to viewing and analyzing the information.

### Viewing the Data

Because the data is stored permanently in a DSO, you gain a lot of flexibility when viewing the information. Unlike analog displays, you can manipulate the DSO display in any number of ways to view the information after the acquisition. For example, you can zoom in or out on segments of the waveform.

Although you might have set up the scope in one way to view the entire waveform, with DSO waveform-manipulation features, you are free to isolate any segment of it, including the trigger point, and examine it in greater detail. You can limit your measurements, including any pre-trigger conditions, within a specific region of data or view the waveform in its entirety.

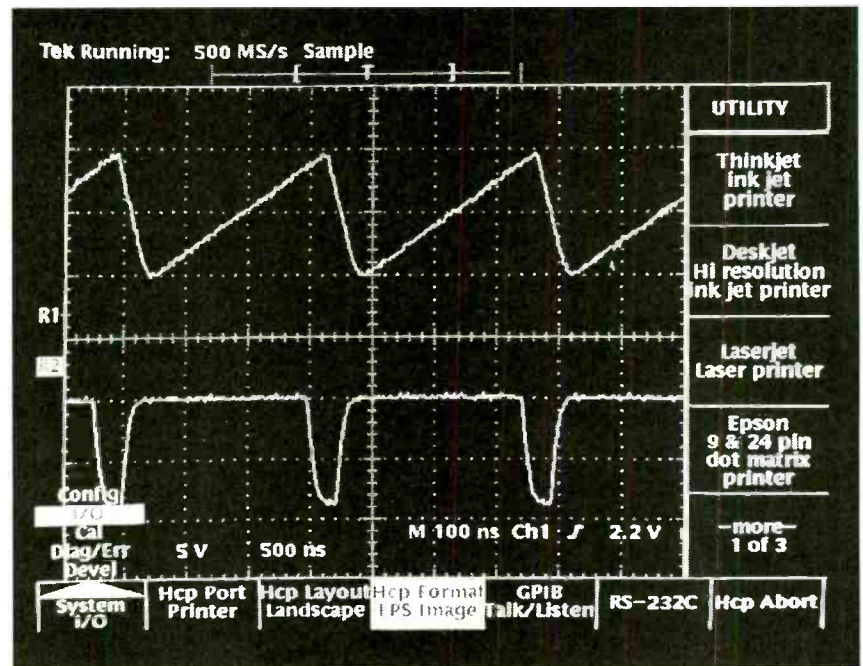


FIG. 3—ALPHANUMERIC READOUTS of control settings provide confirmation when setting up your DSO, as well as helping you interpret the waveform data once it's acquired.


### Interpreting the Information

Once you've captured and viewed the information, a whole new world opens to you when analyzing the data. Automatic measurements, which take much of the drudgery out of your work, give you the confidence of right answers every time. Automatic measurements essentially give you a computer inside your scope in the form of digital signals processors (DSPs). The DSPs perform a variety of mathematical calculations very rapidly and supply answers that make it significantly easier to interpret the waveform (see Fig. 2).

Beyond the common arithmetic functions of add, subtract, divide, and multiply, users benefit from averaging functions that remove noise and improve resolution. FFT (Fast Fourier Transform) functions perform spectral analysis of any trace, and histograms show distributions of measured values. Pass/fail testing functions and trending data, as well as a variety of other useful calculations, round out the selection of automatic measurements found on most modern DSOs.

Reference waveforms—waveforms you saved earlier—now can be used to compare with current waveforms. By simply overlaying the reference waveform on the newly acquired one, you can readily see the differences between the two and more easily interpret the conditions that caused the change.

Alphanumeric readouts, while not new to DSOs, are considerably improved.



TODAY'S DSOs can make even the toughest troubleshooting job much easier.

Instead of only cursor-based readouts, you see computed values displayed in alphanumeric form as they occur. That means you can look at characteristics while you are acquiring the data and decide which data to keep. You'll benefit both from how easy it is, as well as from the increased accuracy of a value continuously displayed in alphanumeric form.

In addition to providing readouts of automatic measurements, alphanumeric readouts of the various control settings are simultaneously displayed (see Fig. 3). They provide confirmation to guide you in setting up the instrument and interpreting the waveform data once it's acquired.

### Storing the Data

If you are like the majority of new DSO users, data storage is becoming increasingly important. You might need to use waveform data in a variety of reports, including service reports and statistical-trend analysis. Waveform storage in a DSO can range from saving a few reference waveforms to mass storage of entire runs, typically on floppy disks. The built-in floppy disk drive has become standard for transferring waveforms to a personal computer for further analysis or reporting functions.

DSOs also allow direct connection to a PC. Connection to a PC is useful, for example, in a manufacturing test environment where it's necessary to record the waveform quality from many measurements over time. That will not only enable easy documentation of test results, it will provide a simple way to collect data for statistical analysis or to detect trends.


Waveform storage also allows you to share data. For instance, you can easily distribute copies of important reference waveforms on diskettes to your supervisor, co-workers, or workers in the field. Besides facilitating communication, sharing data improves the teamwork and productivity of all workers.

Finally, because waveform storage is in digital format, it's easy to output the data directly to a number of hard-copy sources, with a wide variety of printers and plotters providing the most common formats. And, remember, any front-panel setups you've saved also can be printed, along with the waveforms.

### In Conclusion

Twenty years ago, when analog was the only scope technology available, it served its users well. Today, you have a whole new world of oscilloscope technology available to you in the form of Digital Storage Oscilloscopes that will help you meet the challenges of an increasingly complex world. DSOs will make your work significantly easier with features such as reference waveforms, store and recall of multiple waveforms, and hard-copy output. Only DSOs can provide effort-saving automatic measurements such as averaging (to remove unwanted noise) and built-in pre-trigger (so you can view what happens before the main event).

Finally, with the advent of DSOs' newest technology—Digital Real Time—you have the long-awaited acquisition power to capture those single-shot and other infrequent events that are becoming such an important requirement in your workplace. Welcome to the world of digital storage oscilloscopes . . . and to new opportunities for high measurement confidence, increased productivity, and a job made easier. **EN**



## COMPUTER CONNECTIONS

*continued from page 27*

of several key personality types in our world. Knowledge of these characteristics can teach you both about yourself, and about your friends, family members, and coworkers.

At the behest of several of the clinicians on the committee, I'll present a few hints about appropriate roles for personality types in which a particular characteristic dominates. For more detailed information, please contact the relevant academic department at the University of Chicago or Columbia University.

If your primary motivator is knowledge, don't even think about politics. If it's money you're after, don't even think about science. In contrast, if you're a Gomer or a Klutz, you're probably not going to want to be seen in public, so politics is out. On the other hand, a Gomer may be suitable for a bureaucratic position, particularly if you can enlist the aid of a Hemingway to keep you supplied with paper clips, notepads, and malicious gossip.

### What About Me?

If you've gotten this far, and I hope you have, you're probably either rolling on the floor laughing, or wondering if I've left my senses. Well, I haven't (at least I think I haven't). In this high-stress, high-tech world, a little parody and humor from time-to-time can keep all of us a little saner—at least I hope so! That's all for now. Until next time, you can contact me at my psychiatrist's office, or via e-mail at [jkh@acm.org](mailto:jkh@acm.org). **EN**

## SILICON-CONTROLLED RECTIFIER PROJECTS

**1586T**—From TAB Books. A treasure trove of exciting projects using SCR's and other low-cost thyristor devices for power-control applications. Includes a sophisticated burglar-alarm system, an SCR-based smoke-alarm system, a remote-control garage-door opener, and a high-tech light dimmer that uses the output from your stereo to modulate the intensity of your lights. And then there are 20 more. To order—ask for book **1586T**, and include your check for **\$12.95 (includes s&h)** in US and Canada, and order from — **Electronic Technology Today Inc., P.O. Box 240, Massapequa Park, NY 11762-0240**. US funds only, use US bank check or International money order. Allow 6-8 weeks for delivery.



MA09

# GET HERE.

**FREE**  
 One Year Subscription  
 of *Electronics Now*  
 When You Enroll in Any  
 CIE or World College  
 Program!

## LEARN A SKILL YOU ENJOY... ...THEN FIND A JOB THAT HAS A FUTURE.

### Everyone has to start somewhere.

As 150,000 CIE graduates have discovered, independent-study from The Cleveland Institute of Electronics can get you where you want to be. In a secure, financially rewarding, exciting career field of your choice.

Since 1934, CIE has been on the forefront of an ever expanding technological revolution.




**Industrial Robotics**

ment. CIE's curriculum is unique from other independent-study schools in the respect that we not only provide hands-on training utilizing today's technology we also instill the knowledge and understanding of why technology works the way it does. This is the foundation upon which every CIE graduate can trace their success back to and in which CIE's reputation as a quality learning facility is based on.



**Project Engineer**

Independent study is not for everyone. But, if you have the desire, the basic intellect and the motivation to succeed, CIE can make it happen. Our learning program is patented and each lesson is designed for independent study while our instructors are available to assist you whenever you feel you need help. In fact, CIE's curriculum is so well respected many Fortune 1000 companies utilize it for their own employees.



**Telecommunications**

CIE offers personalized training to match your background with over ten career courses, an Associate Degree Program and a Bachelor Degree Program through our affiliation with World College. And every CIE graduate got started in a

# START HERE...



**Electronics**

Back then it was radio and TV, today it's computer technology, programming and the electronics that make it all possible. Today and yesterday's similarities are

uncanny... Employers are looking for qualified applicants to hire and having a hard time finding them.

Students at CIE receive the training and the education needed to get hired and to succeed in challenging fields such as computer programming, robotics, broadcast engineering, and information systems manage-

### YES! Please send me more information on:

- CIE's Associate Degree Program
- CIE's Computer Programming Course
- CIE's 12 Career Courses
- World College's Bachelor Degree Program

AE93

Name \_\_\_\_\_

Address \_\_\_\_\_

City \_\_\_\_\_

State \_\_\_\_\_ Zip \_\_\_\_\_

Phone: \_\_\_\_\_

Check for G.I. Bill Details

- Active Duty     Veteran

successful career the same way you can...by sending for your free CIE course catalog and judging for yourself if CIE's for you.



**Computer Programming**



*It's More Than Just Training...  
 ...It's an Education.*

1776 East 17th Street  
 Cleveland, OH 44114  
 (216) 781-9400 • 1-800-243-6446

# RETAILERS THAT SELL OUR MAGAZINE MONTHLY

## Alaska

Frigid North Co.  
1207 W. 36th Avenue  
Anchorage, AK 99503

## Arizona

Dalis Electronics  
2829 E. McDowell Road  
Phoenix, AZ 85008

## California

California Electronics  
221 N. Johnson Ave.  
El Cajon, CA 90202

Ford Electronics  
8431 Commonwealth Avenue  
Buena Park, CA 90621

All Electronics  
14928 Oxnard Street  
Van Nuys, CA 91411

Gateway Electronics of CA  
9222 Chesapeake Drive  
San Diego, CA 92123

Mac's Electronics  
191 South "E" Street  
San Bernardino, CA 92401

Electronics Warehouse  
2691 Main Street  
Riverside, CA 92501

Orvac Electronics  
1645 E Orangethorpe Ave.  
Fullerton, CA 92631

Sav-On Electronics  
13225 Harbor Blvd.  
Garden Grove, CA 92643

Marvac Dow Electronics  
980 S. A Street  
Oxnard, CA 93030

Kandarian Electronics  
1101 19th Street  
Bakersfield, CA 93301

Whitcomm Electronics  
105 W. Dakota #106  
Clovia, CA 93612

Marvac Dow Electronics  
265-B Reservation Road  
Marina, CA 93933

Minuteman Electronics  
37111 Post St., Suite 1  
Fremont, CA 94536

HCS Electronics  
6819 S. Redwood Drive  
Cotati, CA 94931

Halted Specialties Co.  
3500 Ryder Street  
Santa Clara, CA 95051

Metro Electronics  
1831 J Street  
Sacramento, CA 95814

The Radio Place, Inc.  
5675-A Power Inn Road  
Sacramento, CA 95824

HSC Electronics  
4837 Amber Lane  
Sacramento, CA 95841

## Colorado

Gateway Electronics of CO  
2525 Federal Blvd.  
Denver, CO 80211

Centennial Electronics  
2324 E. Bijou  
Colorado Sps., CO 80909

## Connecticut

Signal Electronics Supply  
589 New Park Avenue  
W. Hartford, CT 06110

Cables & Connectors  
2198 Berlin Turnpike  
Newington, CT 06111

Electronic Service Prod.  
437 Washington Avenue  
North Haven, CT 06473

## Florida

Sanyca Electronics  
596 NW 99th Ct.  
Miami, FL 33172

## Georgia

Norman's Electronics, Inc.  
3653 Clairmont Road  
Chamblee, GA 30341

## Illinois

Tri State Elex  
200 W. Northwest Hwy.  
Mt. Prospect, IL 60056

## Maryland

Mark Elec. Supply Inc.  
5015 Herzel Place  
Beltsville, MD 20705

Amateur Radio Center  
1117 West 36th Street  
Baltimore, MD 21211

## Massachusetts

U-Do-It Electronics  
40 Franklin Street  
Needham, MA 02194

## Michigan

Purchase Radio Supply  
327 East Hoover Avenue  
Ann Arbor, MI 48104

Norwest Electronics  
33760 Plymouth Road  
Livonia, MI 48150

The Elec. Connection  
37387 Ford Road  
Westland, MI 48185

Elec. Parts Specialists  
711 Kelso Street  
Flint, MI 48506

## Minnesota

Acme Electronics  
224 Washington Avenue N.  
Minneapolis, MN 55401

## Missouri

Gateway Electronics Of MO  
8123-25 Page Blvd.  
St. Louis, MO 63130

William Elec & Ind Supply  
803 Davis Blvd.  
Sikeston, MO 63801

## New Jersey

Lashen Electronics Inc.  
21 Broadway  
Denville, NJ 07834

## New York

Sylvan Wellington Co.  
269 Canal Street  
New York, NY 10013

R&E Electronics  
4991 Rt. 209  
Accord, NY 12404

Unicorn Electronics  
Valley Plaza  
Johnson City, NY 13790

## Ohio

Philcap Electronic Suppliers  
275 E. Market Street  
Akron, OH 44308

## Oregon

Norvac Electronics  
7940 SW Nimbus Avenue  
Beaverton, OR 97005

## Pennsylvania

Business & Computer Bookstore  
213 N. Easton Road  
Willow Grove, PA 19090

## Texas

Mouser Electronics  
2401 Hwy. 287 N  
Mansfield, TX 76063

Tanner Electronics  
1301 W Beltline  
Carrollton, TX 75006


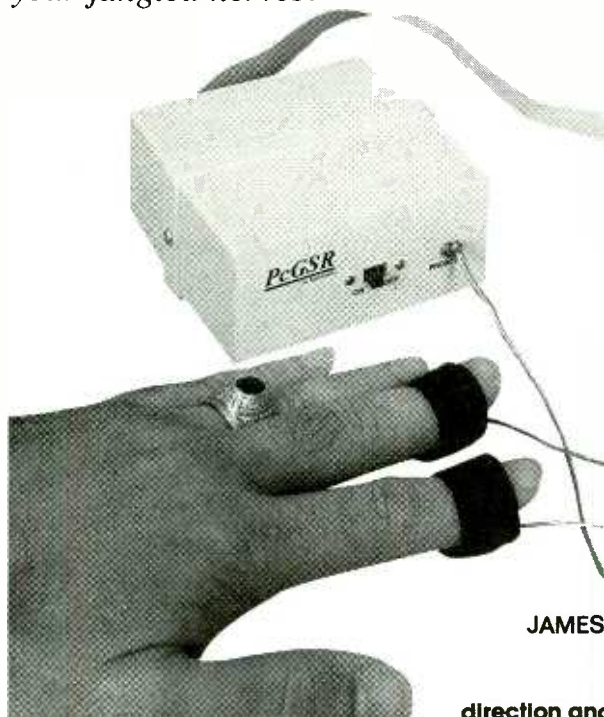
Electronic Parts Outlet  
17318 Highway 3  
Webster, TX 77598

## Washington

Amateur Radio Supply Co.  
5963 Corson Ave., Ste 140  
Seattle, WA 98108

**If you'd like to sell our magazine in your store,  
please circle 210 on Free Information Card.**

*Stressed out from your job? Life's got you in a tizzy? Is your stomach in knots trying to find parts for that last **Electronics Now** project? With this simple device and an IBM or compatible PC, you can use biofeedback techniques to smooth over some of life's rougher edges and calm your jangled nerves.*



## BUILD A Biofeedback MONITOR

JAMES J. BARBARELLO

**direction and guidance of a doctor or other medical professional.** But for those of us who just want to reduce everyday tension, or simply relax, a self-administered biofeedback program is both safe and beneficial.

To make our monitor work, we obviously need a way to measure a person's stress level. Galvanic skin response (GSR), which is the measurement of the electrical resistance of the skin, changes with various levels of stress. Therefore, a GSR sensor whose output can be examined and fed back in real time would make an effective basis for a biofeedback system.

Over the years, there have been many such devices with a sensor based on a resistance-to-frequency conversion technique. The stress-level monitor was in the form of discrete circuitry, a microprocessor, or a computer of some type. In today's high-speed, Windows-based PC world, the computer-based resistance-to-frequency approach has a few draw-

backs. First, that system depends on the microprocessor clock speed, and must be adjusted from computer to computer. Second, the sensor's frequency varies directly with the galvanic skin resistance. That causes an annoying disparity between the feedback rate at calm levels (very slow) and tense levels (very fast). Lastly, the sampling is interrupted periodically by the PC as it does "overhead" stuff (like keeping the clock updated). That is even more pronounced if you use it in an MS-DOS environment under Windows. The result is random variations in the sensor output that can cause shifts in the displayed stress level.

The *Stress-A-Bater* biofeedback monitor discussed here is a low-cost, PC-based home biofeedback system that eliminates the drawbacks of resistance-to-frequency GSR sensors. It uses an analog-to-digital (A/D) converter that measures GSR by referencing it to a fixed, known resistance. Common parts are used throughout, and no special construction techniques are required. The Stress-A-

**S**tress reduction through biological feedback is a time-tested and relatively simple process. It consists of measuring a person's level of stress while thinking of various things. The current stress level is fed back to the person in real time, usually by some form of audio tone, lights, or other display. You can then discover the mental exercises that aid in reducing stress, and eventually use those exercises in everyday situations without biofeedback assistance. In a sense, biofeedback devices can be thought of as a set of mental training wheels. Once you get the hang of controlling your stress levels, you no longer need to rely on artificial support.

**Note:** If you have either a serious or medically-related stress problem, you should only attempt biofeedback or other types of treatment **under the**

LISTING 1

```

REM** GSR41.BAS -- V960220
REM** Galvanic Skin Response
      Biofeedback using ADC0831-
      Based Hardware
REM** (c) 1996, JJ Barbarello,
      Manalapan, NJ 07726 -- (908)
      536-5499
REM**
***** Do Housekeeping (Variables,
      etc.) *****
'add is the parallel port address. r() are
      all possible values of
' the four resistors switched in combination
      by the CD4066.
'xsupply1 produces 00000000.
      xsupply1+xsupply2 produces
      11111111
DEF SEG = 64: DEFINT A-T: add = 888:
      DIM a(7), r(15)
FOR i = 0 TO 7: a(i) = 2 ^ i: NEXT
disp$ = CHR$(204): d$ = STRING$(4,
      205) + CHR$(206)
FOR i = 1 TO 9: disp$ = disp$ + d$:
      NEXT i
disp$ = disp$ + STRING$(4, 205) +
      CHR$(185)
r(1) = 100: r(2) = 220: r(3) = 69: r(4) = 470
r(5) = 83: r(6) = 150: r(7) = 60: r(8) = 1000
r(9) = 91: r(10) = 180: r(11) = 64: r(12) =
      319
r(13) = 76: r(14) = 130: r(15) = 57
xsupply1 = 1.54: xsupply2 = 2.61
***** Housekeeping Done, Program
      Starts Here *****
programloop:
COLOR 7, 1: CLS : LOCATE 1, 21:
      PRINT "PcGSR Biofeedback
      Monitor (Version 4.1)"
LOCATE 2, 1: PRINT STRING$(80, 223);
COLOR 7, 0: FOR i = 8 TO 12: LOCATE i,
      6: PRINT SPACES(69): NEXT i
LOCATE 8, 6: PRINT CHR$(218);
      STRING$(67, 196); CHR$(191)
FOR i = 9 TO 11: LOCATE i, 6: PRINT
      CHR$(179); TAB(74);
      CHR$(179): NEXT i
LOCATE 12, 6: PRINT CHR$(192);
      STRING$(67, 196); CHR$(217)
COLOR 2, 1: LOCATE 16, 26: PRINT
      "Press <Esc> To End
      Monitoring";
COLOR 7, 1
***** Initialization Begins
      *****
'Take a reference reading with the 100K
      resistor. From that, calculate
' the probe resistance, rx. From that, see
      which of the 15 ref resistor
' combinations come closest to start at mid
      range. Set the mask as the
' resistor number * 16 (ex: r(4) mask is
      4*16 or 64) to be sent to port
      'pins 6-9. Use that resistor to take a
      baseline average of 5 readings.
      '
      baseline = 0: jsum = 0: delta = 9999:
      mask = 16: rref = 15
LOCATE 10, 28: PRINT "Initializing .";
OUT add, 1 + mask
start! = TIMER
WHILE (TIMER - start!) < .1: WEND
OUT add, 0 + mask: OUT add, 2 + mask:
      OUT add, 0 + mask: OUT add,
      2 + mask
j = 7
WHILE j > -1
      OUT add, 0 + mask: OUT add, 2 +
      mask
      jsum = jsum + (INP(add + 1) AND 64)
      * a(j)
      j = j - 1
WEND
jsumtotal = jsumtotal + jsum / 64: jsum =
      0
NEXT i
jsum = jsumtotal / 5
***** Print Results Of The Scan
      *****
COLOR 8, 0
LOCATE 9, 15: PRINT "+5 +4 +3 +2
      +1 0 -1 -2 -3 -4 -5"
COLOR 7, 0: LOCATE 10, 9: PRINT
      "TENSE"; TAB(16); disp$;
      TAB(68); "CALM"
COLOR 9, 0: delta = ((jsum - baseline) /
      baseline) * 100 + 25
SELECT CASE delta
CASE IS <= 0
      delta = 0: COLOR 4, 0
CASE 0 TO 24
      COLOR 4, 0
CASE IS > 49
      LOCATE 10, 66: PRINT CHR$(219); "
      CALM": GOTO donemonitoring
END SELECT
x$ = "t240l12n" + STR$(64 - delta): PLAY
      x$
LOCATE 10, 16 + delta: PRINT
      CHR$(219);
a$ = INKEY$: IF a$ = "" THEN GOTO
      start
IF ASC(RIGHT$(a$, 1)) <> 27 THEN
      GOTO start
***** Done Monitoring. Decide What
      To Do Next *****
donemonitoring:
COLOR 10, 1: LOCATE 16, 26
PRINT SPACES(3); "Monitoring Session
      Ended"; SPACES(3)
COLOR 15, 1: LOCATE 18, 20
PRINT "<Enter> for Another Session,
      <Esc> to End...";
optionselect:
a$ = INPUT$(1): a = ASC(a$)
SELECT CASE a
CASE IS = 13
      GOTO programloop
CASE IS = 27
      VIEW PRINT: CLS : LOCATE 18, 1:
      END
CASE ELSE
      BEEP: GOTO optionselect
END SELECT

```

Bater is powered by a single 9-volt battery and connects to an IBM or compatible PC through any available parallel port.

**How It Works.** The schematic in Fig. 1 shows how simple the Stress-A-Bater's hardware is. There are only three integrated circuits: an ADC0831 A/D converter (IC1), a CD4066 quad analog switch (IC2), and a 78L05 5-volt regulator (IC3).

Let's begin with a quick description of the A/D converter. (For more information on A/D converters in general, see "Build an 8-Channel A/D Converter" in the June, 1995 issue of **Popular Electronics**.) Integrated circuit IC1 converts an analog voltage into an 8-bit binary number between 0 and 11111111 (255 decimal). The reading is zero when the input voltage on pin 2 ( $V_{IN+}$ ) is equal to the voltage on pin 3 ( $V_{IN-}$ ). A value of 255 is reached when the input voltage is equal to the sum of the voltages on pin 3 and pin 5 ( $V_{REF}$ ). That arrangement allows IC1 to measure input voltages that span a range less than 5 volts. In order to convert an input voltage to a digital number, pin 1 (CHIP SELECT) is brought low and a clocking signal is supplied to pin 7. The most significant bit (D7) appears on pin 6 (DATA OUT) on the falling edge of the second clock pulse. Each following bit (D6, D5, etc.) appears on pin 6 with the falling edge of each additional clock pulse. When all eight bits have been read, pin 1 should again be brought high to prepare for the next conversion.

The input to IC1 is a two-resistance voltage divider. Resistors R5–R8 form the upper part of the divider. Those resistors are selected by IC2, a quad bilateral-analog switch. That device contains four identical switches, each with an input, an output, and a control. When a switch's control signal is low, a low-resistance connection (about 50 ohms) is made between the input and output. Thus, any single or parallel combination of the four resistors (R5–R8) can be selected with the appropriate control signals to IC2 pin 5, 6, 12, or 13. By selecting one of the 16 possible on/off combinations for the switches, the resistance in the top portion of the voltage divider can be adjusted between about 56,000 ohms and 1 megohm.

The lower part of the voltage divid-

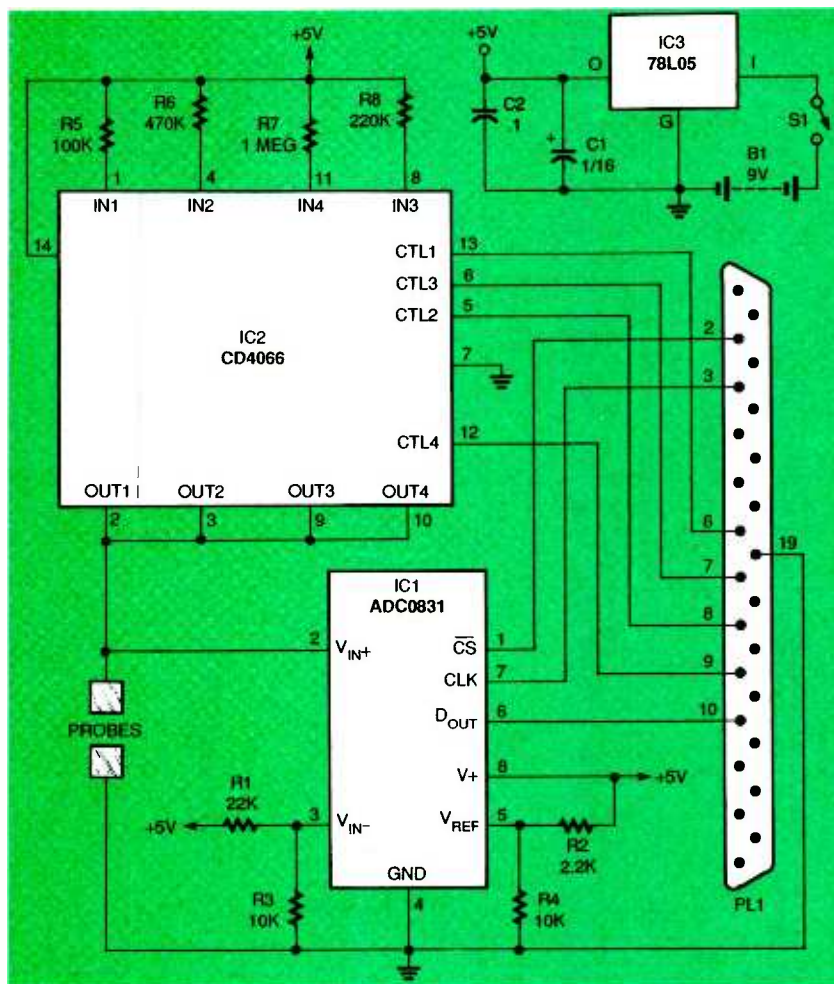


Fig. 1. The circuit for the Stress-A-Bater's hardware is very simple. The 3-wire output of the ADC0831 makes it very easy to interface the A/D converter to many different types of computers.

er is the resistance of a person's skin. One of the GSR probes connects to the input of the A/D converter, and the other probe is connected to ground. When the probes are attached to a person's fingers, a resistance (GSR) is seen between pin 2 of IC1 and ground. Since the selected resistors and the GSR probe together form the voltage divider, the input voltage at IC1 generated by the voltage-divider circuit is directly proportional to the galvanic skin resistance across the probes.

The  $V_{IN+}$  and  $V_{REF}$  voltages are generated by voltage-divider resistor pairs R1/R3 and R2/R4. Using the values shown in Fig. 1 for R1–R4, the reference voltage are approximately 1.6 volts for  $V_{IN+}$  and 2.6 volts for  $V_{REF}$ . With those voltage levels, IC1 provides a 0 output at 1.6 volts, and a 255 output at 4.2 volts (1.6 + 2.6). The resolution of IC1 is the input voltage range divided by the number of possible binary out-

put steps. That is , or about 10-mv/step. As an example, with only R5 selected and a GSR of 100,000 ohms, the input to IC1 will be:

$$V_{IN+} = 5 \times (R_{select} / (R_{select} + R_{probe})) \\ = 5 \times (100,000 / (100,000 + 100,000)) \\ = 2.5v$$

The  $V_{IN+}$  equation can be rearranged to:

$$R_{probe} = 5 \times (R_{select} / V_{IN+}) - R_{select}$$

Using the 10-mv (0.1-volt) resolution we previously calculated, we can see that the next change in output will be when the input voltage changes to either 2.49 volts or 2.51 volts. Using 2.51 volts in the  $R_{probe}$  formula above gives us a GSR of:

$$R_{probe} = 5 \times (100,000 / 2.51) - 100,000 \\ = 99,200 \text{ ohms}$$

The resistor values chosen for R5–R8 let us see changes in GSR of about 1%. The Stress-A-Bater can operate at that




Fig. 2. The QBASIC program for the Stress-A-Bater displays this moving dot across a horizontal scale showing how much stress a person is under. A beeping also sounds from the computer's speaker; the more tense you are, the higher the pitch of the beeping.

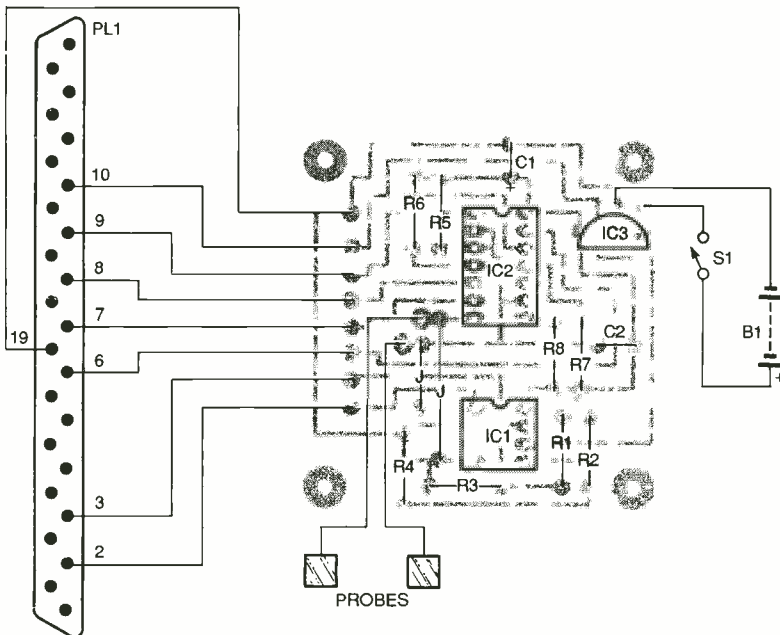


Fig. 3. Here's where the components are located on the PC board. Single-sided board design makes assembly easy—there is no worry about placed-through holes or solder connections on the top side of the board.

good a level of resolution because of IC1's ability to operate over an input range smaller than 5 volts, and the ability of IC2 to selectively set the fixed resistance in the input-voltage divider.

The control lines from IC2 for selecting the voltage-divider resistors, along with the control and data lines from the A/D converter, are connected with a length of ribbon or round cable to a male DB-25 connector. That allows the Stress-A-Bater to be hooked up to the printer port of an IBM or compatible PC for computer control and monitoring of biofeedback sessions.

Power from a 9-volt battery is regulated by IC3 to 5 volts. That 5-volt

source powers IC1 and IC2, and also connects to all the voltage dividers (R1, R2, and R5–R8). It is very important to include C2 in the circuit. If C2 is left out, electrical noise will interfere with the A/D converter, causing erratic and unstable readings.

**The Computer Program.** Listing 1 is the source code for a simple biofeedback program that can be run under Microsoft QBASIC. An enhanced version of the program, with better resolution, data logging, and results graphing is available from the source given in the Parts List. Each of the lines beginning with an apostrophe (') is a

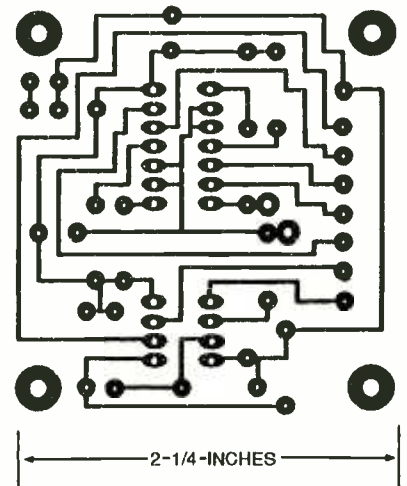
remark line. They have no program function—merely documenting certain aspects of the program. If you are typing in the program, you do not need to enter the remark lines.

The "Do Housekeeping" and "Housekeeping Done . . ." sections set up program variables and do initial formatting of the screen. Of special interest are the following statements:

```
add = 888
xsupply1 = 1.54
xsupply2 = 2.61
```

The variable *add* specifies the address of the parallel port you intend to use. The program listing sets that variable to 888, which is the decimal address number for LPT1. If you are going to use a different parallel port, you must change the value for the *add* variable to the proper address of the port to be used. The variables *xsupply1* and *xsupply2* are the voltages present at pins 3 and 5, respectively, of IC1. Based on the actual values of the resistors you use in the device, the voltage values will most likely be slightly different than what is mentioned here. You will need to measure those values, change the values assigned to *xsupply1* and *xsupply2*, and re-save the program before using it.

The "Initialization Begins" section uses the starting GSR of the person attached to the Stress-A-Bater to establish an initialization "baseline". As mentioned in the remarks lines for that section, an initial reading is taken after the 100,000-ohm resistor is



Here's the foil pattern for the Stress-A-Bater. Only 2 jumper wires are needed on this single-sided board.



switched into the circuit. That reading is used to calculate the person's current GSR across the probes. The program then figures out which of the available resistor combinations come closest to the person's current GSR. Finding the person's current GSR resistance reading will set the input voltage to IC1 at about mid range. Once that has been done, five readings are taken within a quarter second to obtain an average. That average is then used as the starting baseline. That approach minimizes any instantaneous GSR variations such as hand move-

### PARTS LIST FOR THE STRESS-A-BATER BIOFEEDBACK MONITOR

#### RESISTORS

(All resistors are 1/4-watt, 5% units.)

R1—22,000-ohm

R2—2,200-ohm

R3, R4—10,000-ohm

R5—100,000-ohm

R6—470,000-ohm

R7—1-megohm

R8—220,000-ohm

#### CAPACITORS

C1—1 $\mu$ F, 16-WVDC, electrolytic

C2—0.1- $\mu$ F, ceramic-disc

#### SEMICONDUCTORS

IC1—ADC0831 analog/digital converter, integrated circuit

IC2—CD4066 CMOS quad bilateral switch, integrated circuit

IC3—78L05 5-volt regulator, integrated circuit

#### ADDITIONAL PARTS AND MATERIALS

B1—9V battery

PL1—DB25 male connector and hood

S1—SPST switch

9-volt battery snap, printed-circuit board, hook-and-loop fasteners, household aluminum foil, 24-gauge two-conductor cable, 9-conductor multi-conductor or ribbon cable (see text)

**NOTE:** The following items are available from: James J. Barbarello, 817 Tennent Road, Manalapan, NJ 07726: Printed circuit board (GSR-PC), \$10; Enhanced software with source code and executable file on 3.5-inch disk (GSR-S), \$12; Complete kit includes printed-circuit board, all parts, case, wire, and enhanced software (GSR-K), \$35. NJ residents must add appropriate sales tax.

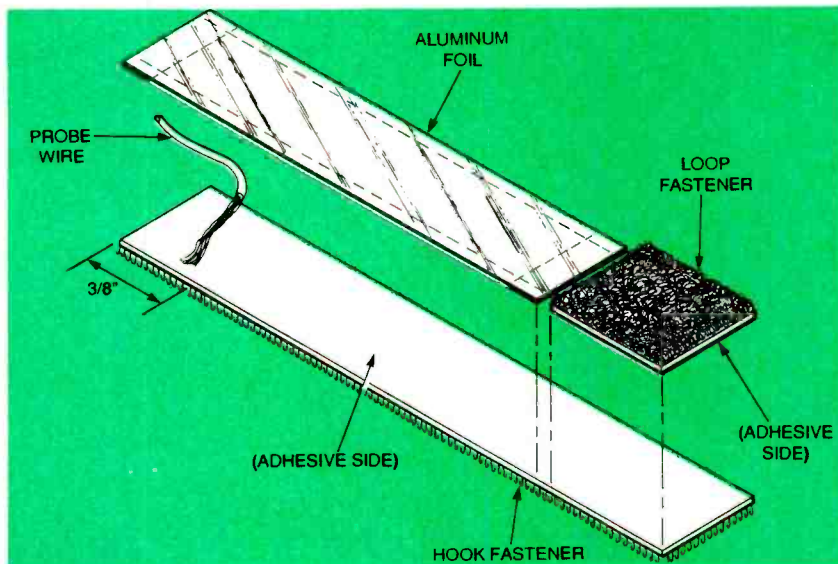


Fig. 4. Self-adhesive Velcro-style hook-and-loop fasteners make assembly of the skin probes very simple. You could substitute a single layer of heavy-duty aluminum foil for the 2 layers of regular aluminum foil for the contact itself. With either type of foil, be sure to fold over the edges for added resistance to wear and tear on the probes.

ment or changes in position of the probe's contact surfaces against the skin.

The "Main Monitoring" section uses a similar approach to obtaining monitoring samples. The variable *mask*, set during the "Initialization Begins" section, is the value that selects the appropriate resistor combination. To repeat what the remarks in the program listing say, that value is added to whatever data is to be sent out each time to the Stress-A-Bater to make sure that those resistors stay connected in the proper configuration. Just like in the initialization section, five samples are taken and averaged to minimize excess variations.

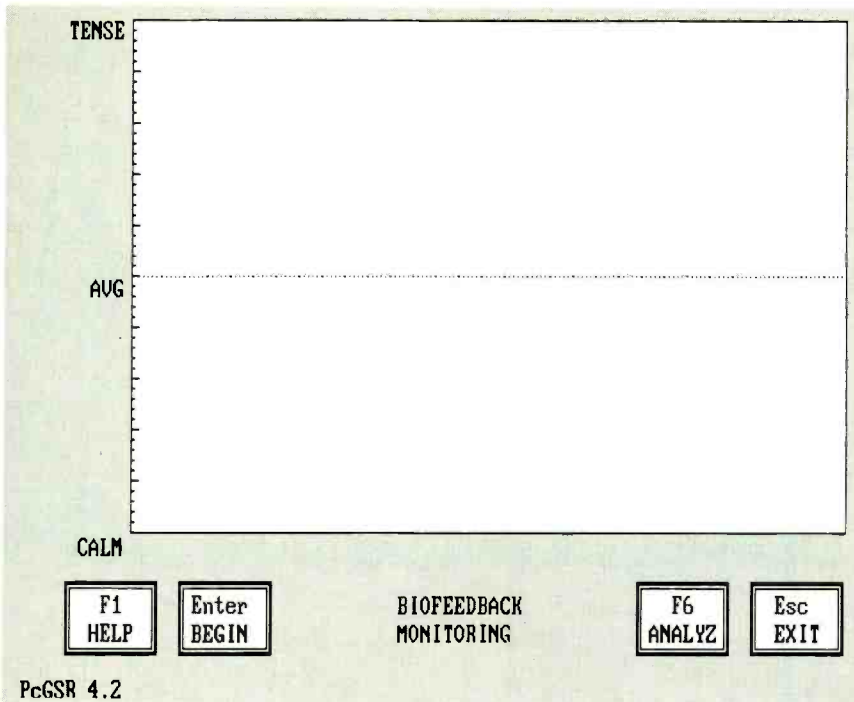
The averaged GSR value is displayed in the "Print Results Of The Scan" section. A typical screen display in Fig. 2 shows the stress measurement cursor positioned midway between 0 and -1 (moving towards the calm portion of the scale). In addition to the visual display, there is a continuous audio tone whose pitch is directly proportional to the displayed stress level. Lower stress levels lower the pitch of the tone, and higher stress levels raise the pitch. After the tone pitch is played, the following two lines check to see if you want to end the monitoring session:

```
a$ = INKEY$: IF a$ = "" THEN GOTO start
IF ASC(RIGHT$(a$, 1)) <> 27 THEN GOTO start
```

If no key, or a key other than the escape key (whose ASCII value is 27) is pressed, the program loops back to the label *start*: (in the main monitoring section) for the next sample. If the escape key was pressed (or the CALM level has been reached), the program goes to the "Done Monitoring" section. Here, you can press the enter key to start another monitoring session, or press the escape key to end the program.

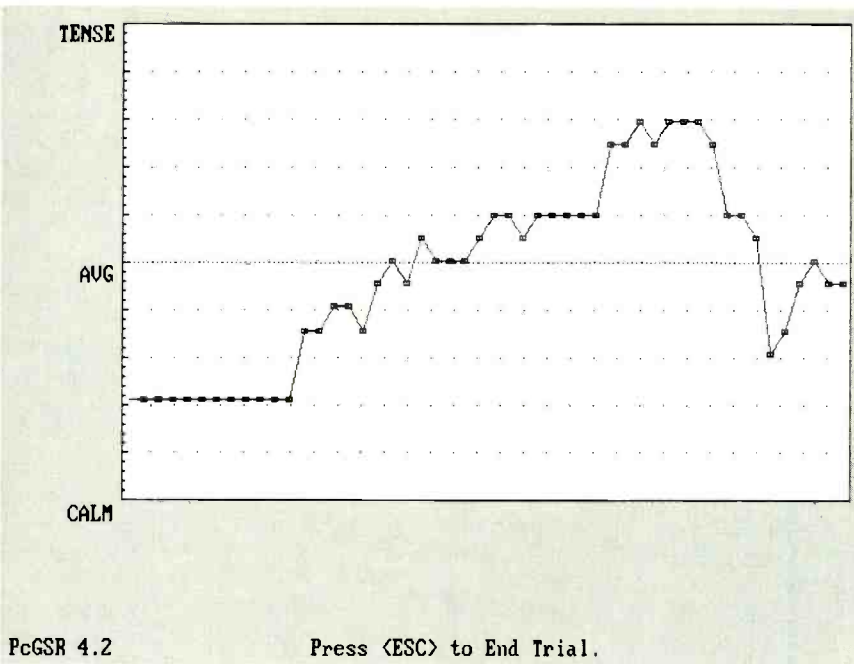
**Construction.** Building the Stress-A-Bater is simple when using a single-sided PC board. After fabricating the board or obtaining one from the source mentioned in the Parts List, follow the placement diagram in Fig. 3 for location of the components. The orientation of polarized components C1 and IC1-IC3 should be followed carefully. Attach the black lead of a 9-volt battery clip to the hole marked "-", and the red lead to one lug of S1. The other lug of S1 is connected to the hole marked "+". The two jumper wires may be formed from two excess capacitor or resistor leads. Solder all the parts into place.

Before connecting PL1 and the probes, decide what type of case you will be using to house the Stress-A-Bater. One inexpensive alternative is a case for holding 3 1/2-inch floppy disks. Such cases can be found almost anywhere for around a dollar and are just the right size to house the PC board



PcGSR 4.2

Fig. 5. The enhanced software from the source listed in the Parts List gives you greater detail in analyzing your individual stress-reduction sessions. Several different people can use the same program to store their individual sessions on disk for future reference.



PcGSR 4.2

Press <ESC> to End Trial.

Fig. 6. After a session is done, the enhanced software graphs shows how you did. Time runs right to left, with the first reading of the session to the right, and the last reading of the session to the left. You can see in the example that the person started calming right away, but then tensed up and took a while to relax again. That may have been caused by readjusting the sitting position.

and battery. One example is a Radio Shack 26-273 disk case. The PC board is mounted in the case with #4-40 × ½-inch machine screws and nuts. To hold the battery in place, a "Z" shaped bracket is bent from light alu-

minum and secured to the case with another #4-40 × ½-inch machine screw and nut. Two more #4-40 × ¼-inch machine screws are force-threaded into a pair of ⅜-inch diameter holes drilled in either side of the

case to hold the two case-halves together. Choose where the computer and probe cables will exit the case and cut the appropriate openings. Pick a spot on the case where the on-off switch will be mounted and drill the needed holes.

You'll need a male DB-25 connector, along with a suitable length (4 to 6 feet) of seven conductor cable with ground wire, or a 9-conductor cable for PL1. You could also use a ribbon cable with a DB-25 male insulation-displacement connector (IDC) on one end as an alternative. The individual conductors on the free end of the ribbon cable can be separated for connection to the PC board. Thread the cable through the opening you made for it in the case, and wire the corresponding pads on the PC board to the cable wires using Figs. 1 and 3 as a guide.

Thread 4 to 6 feet of two-conductor cable for the probe cable through the appropriate opening in the case; 22-gauge or 24-gauge stranded audio-speaker "zip-cord" wire works well. If you're using that size zip-cord wire, a ⅛-inch diameter hole in the case will fit the wire just fine. Make sure there is sufficient wire in the case to allow it to be opened and closed easily when it comes time to change the battery. Tie two knots in the wire, one on either side of the case wall. Slip the knots snugly towards the case wall to form a strain relief. Solder the wire's conductors to the probe pads on the PC board. Either conductor may be soldered to either pad. Mount the PC board, the battery, and the switch to the case. Make sure the switch is in the off position.

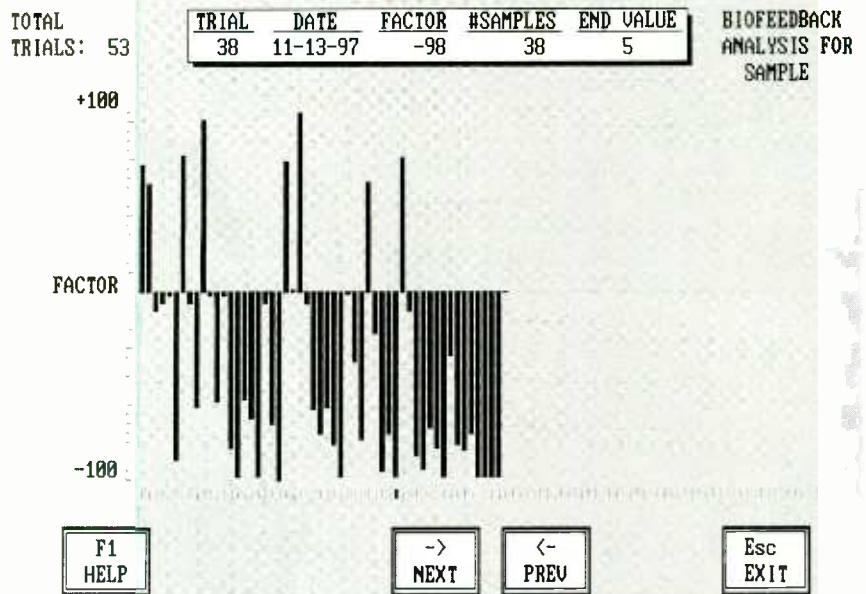
The final construction step is to build the two skin probes and attach them to the unconnected end of the two-conductor wire. Get a piece of adhesive-backed hook-and-loop fastener. The hook portion contains evenly spaced rows of hooks, while the loop portion appears fuzzy. Cut one hook piece to 3 by ¾ inches, and one loop piece to ⅝ by ¾ inches. If you have large fingers, you might want to make the hook piece a bit longer than 3 inches. Remove the paper backing on both pieces, and following the layout in Fig. 4, stick the adhesive-backed sides of the loop piece onto one end of the adhesive-backed side of the hook piece. Separate the two

conductors of the probe cable about 6 inches and tie a knot at the junction to ensure that the cable does not unzip any further. Strip 1 inch of insulation from the free end of one of the probe conductors. Curl the stranded wires into a circle and push them into the adhesive of the hook piece. Cut two pieces of common household aluminum foil to  $\frac{5}{8}$  by 1 inches. Place the two pieces together and fold over all four edges  $\frac{1}{8}$  inch so the final dimensions are  $2\frac{3}{8}$  by  $\frac{3}{4}$  inches. Place the aluminum foil strip onto the exposed adhesive of the hook piece, covering the stranded wires. Build the second probe the same way.

**Operation.** Using the Stress-A-Bater is straight forward. Have your computer fired up and sitting at a DOS prompt. Connect the unit to whichever parallel port you will be using, and turn the unit on. Wrap one probe around the tip of the index finger of your left hand (if you are right handed), and secure it by overlapping the loop end of the probe. The wire should be under your fingerprint and stick out away from your hand. Apply the other probe to your middle finger in the same way.

Rest the hand with the probes on a solid surface so that there is no muscle tension in your hand or forearm. Keeping your hand still, start the program in Listing 1 with QBasic on your PC. After a few seconds, the initialization process will end, and the Stress-A-Bater will be reading your stress level. Watch the indicator and listen to the beeps. Concentrate on trying to lower the pitch of the beeps and move the indicator to the right (more calm). At first, you may find that the harder you concentrate on moving the indicator right, the more it will move to the left (more tense). That is perfectly normal at first. You just haven't created an effective biofeedback loop between the indicator and your thought processes.

To create that loop, start by becoming aware of your breathing pattern. Try taking long, deep breaths. Do that for a few minutes, and the indicator should begin moving to the right as you start to relax. That is the beginnings of a biofeedback loop. Continue doing that until you can no longer move the indicator any further to the right. Pressing the escape key or moving the indicator all the way to the



PcGSR 4.2

Fig. 7. Not only can the enhanced software graph your performance for each session but it can also store the results of each session and display all of them.

right will end the session.

Once you become proficient at using controlled breathing to reduce tension, try moving on to visualization. In that process, you mentally picture scenes or bring forward thoughts that cause calming. As you discover one or more pictures or thoughts, use the Stress-A-Bater to help reinforce your ability to call them up and have them produce a calming effect on you.

The Stress-A-Bater will be most effective if you use it consistently over a long period of time. For instance, you might like to set aside 10 to 15 minutes each day for biofeedback sessions. If you choose to do that, you will probably want to keep a record of your various sessions, and have a better view of trends during each session. The enhanced software application available from the source given in the Parts List has those capabilities. Figure 5 shows the main working screen. Here you have the option to get additional help on using the program, begin a biofeedback session, analyze your stored data from previous sessions, or exit the program. If you had just completed a monitoring session, an additional option to save the result of the session would also appear.

Figure 6 shows the results of a monitoring session. The latest indication appears on the left of the graph as the previous results move to the right. To end the session, you press the


escape key. You can then save the results to a named file.

At any time you can analyze the contents of your file. The display in Fig. 7 shows a file containing the results of 53 sessions. Up to 1000 sessions can be recorded in each individual's file. The cursor on the bottom horizontal indicator row is pointing to the results of session 38, which are detailed in the box at the top of the screen. Besides indicating the session number, the box also shows the system date of that trial, the session factor, the number of samples during the session, and the value that existed when the session was ended. The session factor is based on a formula that takes into account the ending value and the number of samples. The lower the ending value (more calm), the lower the factor. However, a shorter session with an end value of 5 will show a lower factor than a longer session with the same end value. This gives a relative measure of how long it took to come to a specific calm state. The best result is a session factor of -100.

The example in Fig. 7 shows that there were periodic excursions into the plus zone, indicating that whoever was using the Stress-A-Bater had trouble reaching a calm state during those sessions. The analysis function can help pinpoint stress causing events on different days that would not otherwise be obvious.  $\Omega$

# BUILD THIS FAN-SPEED CONTROL FOR YOUR FURNACE

ANTHONY J. CARISTI



*Want to save home-heating fuel while adding to the comfort of your home? This low-cost, easy-to-build project will enhance any warm-air heating system.*

Unless the warm-air furnace which heats your home is one of the very latest, most highly sophisticated units available today, it suffers from one drawback: its constant blower speed. Most 80% AFUE (annual fuel utilization efficiency) warm-air furnaces manufactured today use a fixed-speed blower, which is set to work best during the coldest, most severe weather conditions. Most of the time such conditions do not exist, so the blower speed is too great for maximum comfort. It cools the furnace's main warm-air distribution duct (the plenum) too fast, shuts down, and deprives you of a very important feature of a properly designed warm air heating system—Continuous Air Circulation, or CAC.

An ideal situation is where blower motor speed is set by the temperature of the furnace plenum. At relatively low temperatures, the blower runs slowly; it increases in speed as the plenum gets warmer. Not only does

that provide increased comfort, but the noise level of the blower system is greatly reduced most of the time, and less electrical power is used to drive the motor.

Chances are your warm-air heating system does not have a two-speed blower control. However, you can easily modify your system by installing our low-cost Blower Speed Control. It will enhance your comfort during the heating season, and might allow you to set your thermostat a couple of degrees lower, letting you save precious and expensive fuel.

**Design Overview.** The Automatic Blower Speed Control sets the blower motor RPM to either of two speeds, low or high, as required by the heating load on the heating system. Low speed will operate most of the time when the furnace plenum is at a relatively cool 110° Fahrenheit or less. That will keep air circulating throughout the home and help eliminate that

cold feeling that sometimes occurs when the blower shuts down.

When heating demand increases from either colder outside temperatures or by setting the thermostat higher, the increase in plenum temperature is sensed by the Speed Control, which automatically switches the blower motor to high speed. Air flow is boosted to the maximum possible volume, transferring as much heat as it can from the furnace heat exchanger to the living area of the home.

Once the thermostat is satisfied and the plenum cools down below about 110°F, the blower automatically returns to low speed. You'll benefit from continuous air circulation and enhanced comfort, all while saving fuel.

**About the Circuit.** The heart of the blower speed control is the phase-controlled Triac circuit illustrated in Fig. 1. During each AC half-cycle, capacitor  $C_A$  is charged through adjustable

resistor  $R_A$ . The voltage on  $C_A$  is applied to a diac, which acts like a bi-directional Zener diode. The diac will trigger and conduct current when its switching voltage is reached. That

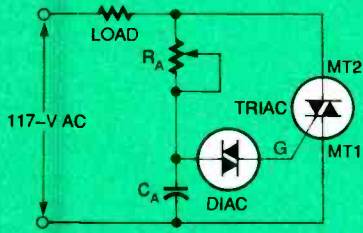


Fig. 1. A typical phase-control Triac circuit. Adjusting the resistance of  $R_A$  changes the time it takes to charge up  $C_A$ , and fire the diac.

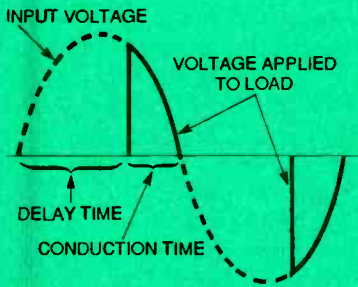


Fig. 2. If the Triac's trigger pulse is delayed, this waveform is the result. Delaying the trigger applies less energy to the load.

current is in turn applied to the gate terminal of the Triac, which will switch on and let current flow through the load. The Triac will continue to conduct until the end of the AC half-cycle, when it switches off and waits for the next trigger input.

The amount of resistance  $R_A$  is set to controls how fast  $C_A$  charges up to the trigger voltage of the diac. The greater the resistance, the longer it will take. That delay controls how much current the load sees. A longer delay in triggering the Triac allows less time in the half-cycle for the Triac to conduct, so less electrical energy is applied to the load. Figure 2 is an example of that type of waveform. When the load being driven is a permanent split-capacitor (PSC) induction motor, the reduced amount of available electrical energy slows the motor down. By adjusting the value of  $R_A$ , we can control the motor's speed.

Let's look at Fig. 3, the schematic diagram of the blower-control circuit. The basic variable-motor-speed circuit described above is composed of Triac TR1 along with phase-control network D4, R8, R9, and C5. Those components form the low-speed circuit, with R8 adjusted for the desired low-speed operation of the blower

motor. That network is always in place, so the motor cannot rotate at a speed that is less than the desired minimum.

A second RC network composed of R7, C4, and diac D3, forms a duplicate phase-control network that is connected, through optoisolator IC3, in parallel with the first network. In effect, either phase-control network can be used to control motor speed. In the second phase-control network, the value of R7 is low enough to provide a minimal delay, essentially delivering full line power to the motor. That results in high-speed blower operation. Note that when the high speed phase-control network controls the Triac, the low-speed circuit has no effect on motor performance since the Triac will have been triggered earlier in the half-cycle.

Optoisolator IC3 is used to switch in the high-speed phase-control network. That permits the low-voltage part of the circuit to be electrically isolated from the motor wiring.

When plenum temperature is below 110°F, IC3 is off, allowing the low-speed phase-control network to run the motor. Above 110°F, IC3 is activated. That turns the second phase-control network on, which runs the motor at high speed.

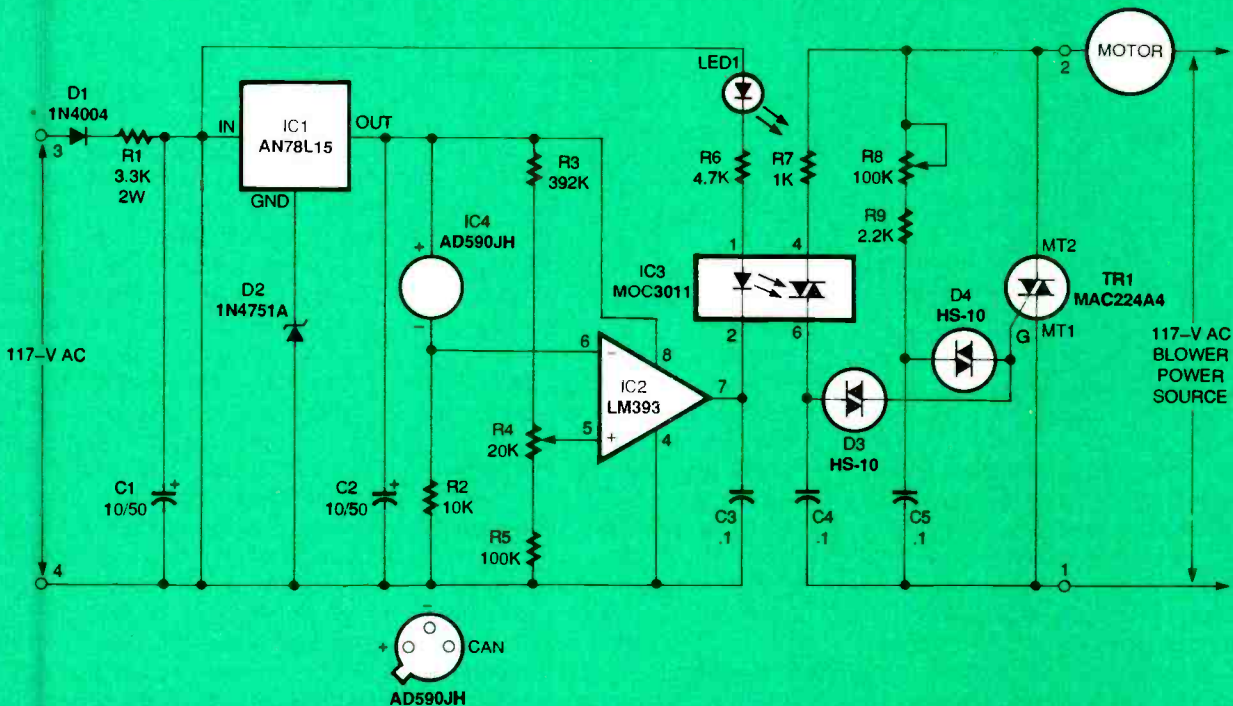


Fig. 3. Here is the schematic of the Automatic Blower Speed Control. An optoisolator protects IC2 from the destructive voltages of the blower motor. It's a good idea to use two different-colored wires for the temperature sensor's "+" and "-" terminals. The sensor terminal marked "CAN" is not used.

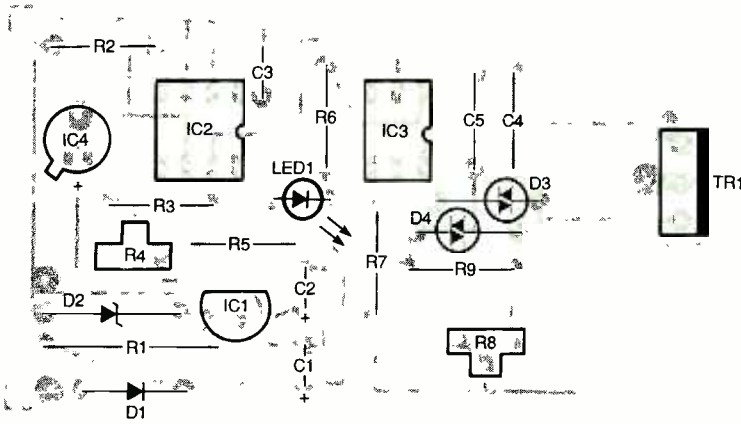
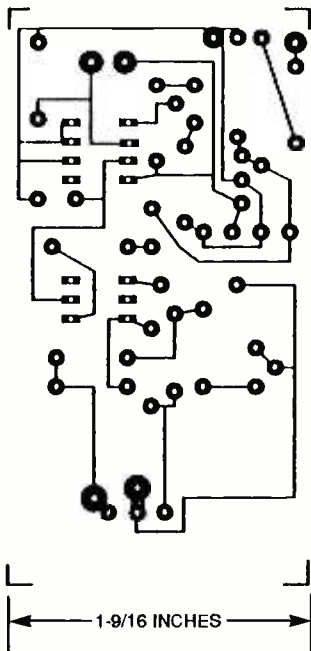


Fig. 4. Component layout of the Blower Speed Control is simple and straightforward. Take care that all polarized parts, such as ICs, capacitors, and diodes are inserted with the proper orientation or they could be damaged.



Here's the foil pattern for the Automatic Blower Speed Control. The design of the Controller is simple enough to use a single-sided printed circuit board. If you don't want to drill and etch your own board, the Controller can be hand wired on a piece of perfboard.

A half-wave Zener-regulated DC power supply formed by R1, D1, D2, and C1 feeds 30-volts DC to the input of IC1, a fixed 15-volt linear regulator. The regulator supplies temperature sensor IC4 and a voltage divider network composed of R3, R4, and R5.

The output of IC4 is designed to provide a current of 1 microampere-per-degree Kelvin in response to the ambient temperature surrounding it. Its output current is passed through R2 to produce a known temperature/volt-

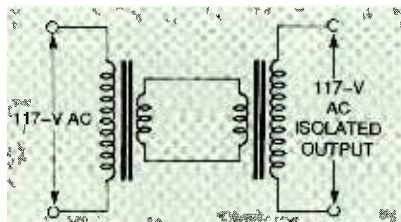


Fig. 5. If you have to troubleshoot the high-voltage section of the Blower Speed Control, it's a good idea to use an isolation transformer for additional safety. You can wire two transformers back-to-back for reasonable isolation.

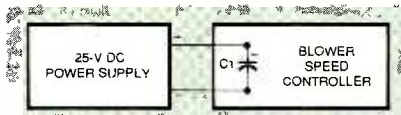


Fig. 6. When you're ready to do preliminary testing of the low-voltage side of the Blower Speed Control, temporarily hook up a 25-volt DC power supply in this way to power the circuit.

age relationship. At a temperature of 25°C (77°F), the equivalent Kelvin temperature is  $25 + 273.2$ , or 298.2° K. A sensor current of 298.2 microamperes produces a voltage of about 2.98-volts across R2. In order to measure the temperature of the warm air, IC4 is placed inside, or in close contact with, the plenum.

Only one section of voltage comparator IC2 is used. A voltage comparator, as its name implies, compares the level of two input voltages. It acts like an op-amp that has no external feedback, resulting in very high gain. The output voltage of the comparator is either 15-volts or 0, depending on which of the two voltages present at the input terminals is higher than the other.

The negative input terminal of the comparator is the voltage across R2, accurately representing the plenum temperature. The positive input of the comparator is connected to a voltage level set by potentiometer R4. That level is set to about 3.16 volts during calibration of the circuit. That is the voltage that appears across R2 when the furnace plenum is at about 110°F.

When the plenum temperature is below 110°F, the comparator's output terminal is high. That leaves the LED in IC3 dark. As a result, the high-speed phase-control network is disconnected, and the motor runs at low speed when the plenum switch calls for blower operation.

When plenum temperature exceeds 110°F, the output of IC2 goes low, and its open-collector NPN output transistor sinks current through the internal LED of IC3. That activates the high-speed phase-control network, causing the blower motor to run at maximum speed.

An LED indicator is connected in series with the input circuit of IC3 to provide visual indication of high speed motor operation. That feature is useful when testing the Blower Speed Control.

**Construction.** The blower speed-control circuit is contained on a single-sided printed-circuit board. A drilled and etched board is available from the source given in the Parts List if you do not wish to etch your own. Alternatively, the circuit may be hand wired on a perfboard using good construction techniques.

Figure 4 illustrates the parts placement of the board. Note that the Triac will require a heatsink since it will dissipate several watts, depending upon the size of the blower motor. The Parts List suggests one possible selection, but you may use any heatsink that provides sufficient cooling. Bear in mind that the metal tab of the Triac is electrically hot, so both it and the heatsink must not be shorted to any part of the circuit or furnace.

Before starting assembly, clean the copper side of the PC board with steel wool to remove any dirt or oxidation. Wash it with detergent and water, and dry thoroughly. Refer to Fig. 4 for proper location of all the parts. All polarized components, such as semiconductor devices and electrolytic ca-

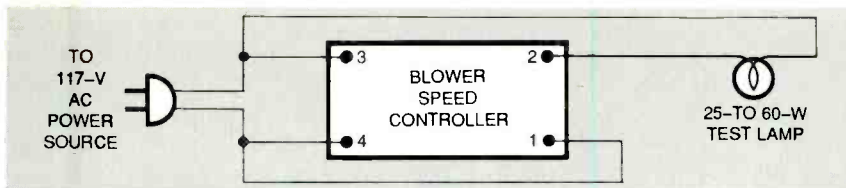


Fig. 7. Wire the Blower Speed Control in this way to test the high-voltage side. Use a 25- to 60-watt light bulb to simulate the blower motor. The Triac and its heatsink will be electrically live—don't touch them unless the Controller is unplugged from the wall socket.

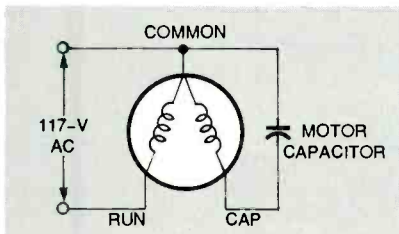


Fig. 8. This is how a typical permanent split capacitor (PSC) motor is wired. Sometimes both capacitor terminals are isolated.

capacitors, must be properly oriented. Just one part placed backwards in the board will prevent the circuit from working, and will probably cause damage to one or more components.

The integrated circuits should be soldered directly onto the printed circuit board for reliability, since the circuit might be exposed to vibrations from the furnace while the blower is operating. Before soldering, be absolutely sure that each IC is properly oriented as illustrated in Fig. 4. Be careful; it is difficult to remove an IC from the board once it has been soldered in place. The two diacs are bi-directional; they are placed into the circuit board without regard to polarity.

It is important to use metal-film resistors where specified in the Parts List to ensure proper calibration and stability of the temperature-switching point. Ordinary carbon resistors are not temperature stable, and should not be used where metal-film types have been specified.

Be very careful when handling the Triac. If the leads need to be bent slightly, be sure that the bends take place away from the plastic body of the Triac. That will avoid any possible damage to the Triac from mechanical stress. It is best if two long-nose pliers are used to perform the bending operation. Be absolutely certain that the orientation of the Triac is correct when inserting it into the printed circuit board. The Triac should be

mounted to the heat sink using suitable hardware and heat-sink compound. If necessary, use 16-gauge wire to connect the power leads of the Triac to the PC board. Refer to Fig. 4 to properly locate those connections. The heatsink should be securely mounted to prevent breaking the Triac's leads.

The temperature sensor will be mounted either in close contact, or inside the plenum of the furnace to sense plenum temperature. Refer to the schematic diagram (Fig. 3) before wiring the temperature sensor to the circuit board. Only two of its three terminals are used: positive and negative. The third terminal is connected to the sensor's metal case and is not used. It is mandatory to insulate the wiring and body of the sensor to prevent any possible short circuit to the sheet metal of the furnace. A short circuit here might destroy the sensor and other components.

Connections between the PC board and the sensor is made with 20-gauge stranded wire with insulation rated at 105°C (221°F). Any length will be satisfactory. Use different color wires if possible. That will make identifying the sensor leads easier. Measure and cut the required length of wire, noting the final location of the PC board and sensor.

When the printed-circuit board is completed and the Triac is securely mounted to its heatsink, examine the assembly very carefully for opens, short circuits, and bad solder connections, which might appear as dull blobs of solder. Any solder joint that is suspect should be redone by removing the old solder with desoldering braid, cleaning the joint, and carefully applying new solder. It is far easier to correct problems now rather than later if you find that the circuit does not work.

If the circuit board is to be mounted outside the furnace cabinet, it must be placed in a small covered plastic

## PARTS LIST FOR THE AUTOMATIC FAN-SPEED CONTROL

### RESISTORS

(All resistors are ¼-watt, 5% units, unless otherwise noted.)

- R1—3,300-ohm, 2 watt, metal-oxide
- R2—10,000-ohm, ¼ watt, 1%, metal-film
- R3—392,000-ohm, ¼ watt, 1%, metal-film
- R4—20,000-ohm, cermet potentiometer (Digi-Key 36C24 or similar)
- R5—100,000-ohm, ¼ watt, 1%, metal-film
- R6—4,700-ohm
- R7—1,000-ohm
- R8—100,000-ohm, ½ watt, cermet potentiometer (Digi-Key 3386P105 or similar)
- R9—2,200-ohm

### CAPACITORS

- C1, C2—10-μF, 50-WVDC, electrolytic
- C3—0.1-μF, ceramic disc
- C4, C5—0.1-μF, 250-WVDC, Mylar

### SEMICONDUCTORS

- IC1—78L15 regulator, integrated circuit
- IC2—LM393 dual comparator, integrated circuit
- IC3—MOC3011 optoisolator, integrated circuit
- IC4—AD590JH temperature sensor (Analog Devices)
- TR1—MAC224A4 Triac (Motorola)
- D1—1N4004 silicon diode
- D2—1N4751A Zener diode
- D3, D4—HS-10 diac (Teccor)
- LED1—Light-emitting diode, red

### ADDITIONAL PARTS AND MATERIALS

Heatsink (Mouser 532-529802B25 or similar), printed-circuit board, hardware, enclosure (optional, see text), hookup wire

**Note:** The following items are available from: A. Caristi, 69 White Pond Road, Waldwick, NJ 07463: Etched and drilled printed circuit board, \$12.95; TR1, \$4.75; IC1, \$2.75; IC2, \$3.25; IC3, \$3.25; D3, \$2.00; D4, \$2.00; IC4, \$9.75. Please add \$5.00 postage/handling. NJ residents must add appropriate sales tax.

enclosure to protect it from dirt and inadvertent short circuits; if mounted inside, the enclosure could be omitted. If an enclosure is used, remember that the heatsink will need some air flow to maintain Triac cooling. Drill holes in the sides of the enclosure for

air flow and the power input and output leads. It is best to use 16-gauge, 105°C insulated stranded wire for those connections. Use several different colors to help avoid miswiring.

Do not install the circuit board into its case or the sensor into the furnace at this time. The assembly must first be checked out to be sure it is operating properly.

**Preliminary Testing.** The preliminary test is divided into two parts. First, the primary side of the circuit is checked using a low-voltage DC power supply as the source of power. The second part consists of checking the AC power side of the circuit using an ordinary lamp bulb to simulate the blower motor of the furnace.

**CAUTION:** Since the circuit will be powered directly by the AC line during the AC power portion of the test procedure, it is mandatory that no contact be made to any part of the Triac circuit. If you have to troubleshoot that part of the circuit, an isolation transformer must be used to prevent electrical shock. Figure 5 shows how two identical step-down transformers might be connected back-to-back for line isolation.

Refer to Fig. 6 when setting up a DC power supply for the first half of the preliminary test. The supply voltage should be no more than about 25 volts. If the voltage breakdown rating of D2 (about 27 to 33 volts) is exceeded, D2 will burn out.

Connect the negative lead of the DC power supply to the negative side of C1, and connect the positive lead to the positive side of C1. Measure the voltage at the positive side of C2. A normal reading is between 14.75 and 15.25 volts. If you do not obtain that voltage, disconnect power and troubleshoot the circuit before proceeding. Check the orientation of D2, IC1, C1, and C2. Measure the resistance across C2 to be sure there is no short circuit on the 15-volt line. A normal reading is about 13,000 ohms. If that is not seen, examine the board thoroughly for shorts, opens, and bad solder joints. When the fault has been located and repaired, continue with the checkout procedure.

Connect a DVM or VOM across R2 to monitor the sensor current. Apply 25-volts DC power to the circuit and note the voltage reading of the meter,

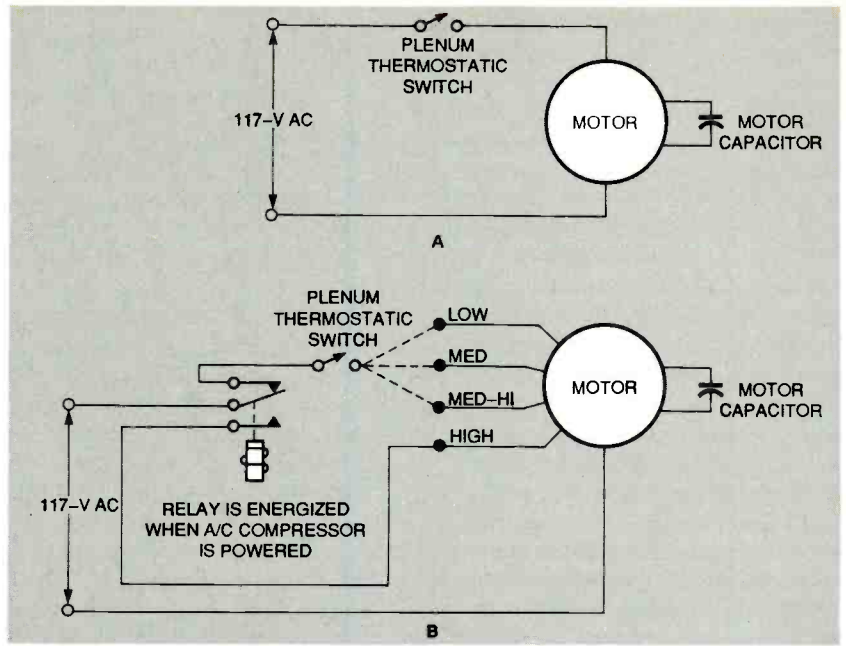


Fig. 9. Here are some typical blower motor wiring diagrams, showing a single-speed (A) and a four-speed (B) arrangement. The lower speeds in arrangement (B) are usually hard-wired to one choice, depending on the size of the house and the capacity of the furnace. The high speed is automatically selected by the air conditioner.

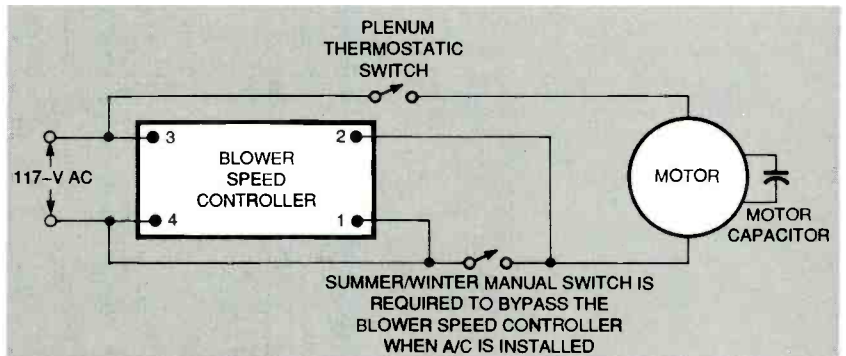


Fig. 10. The Blower Speed Control is connected to a single-speed motor system like this. If you also have air conditioning, you'll have to add the summer/winter bypass switch shown.

which should be about 3-volts DC, depending upon ambient temperature. If the reading is not correct, check the sensor's polarity.

With 25-volts DC applied, measure the voltage at pin 5 of IC2. Adjust R4 for a reading of 3.16 volts.

Assuming that the temperature sensor is at normal room temperature (much less than 110°F), LED1 should be off. Take a hand-held hair dryer and gently heat the sensor while monitoring the voltage across R2. Do not touch the sensor with the dryer. As the sensor heats up, the reading on the meter should begin to rise. When the voltage exceeds 3.16 volts, LED1 should come on. Remove the heat. When the voltage across R2 falls below 3.16 volts as the sensor cools back

down to room temperature, LED1 should turn off.

If LED1 does not light up, check its orientation. Check IC2 and IC3 to be sure they are inserted into the board as shown in Fig. 4. Try a new LED.

Disconnect the power supply. Refer to Fig. 7 and very carefully wire the circuit board, lamp, and AC power cord as shown. Double check the wiring before applying power, and be very careful not to touch any of the wiring or circuit board components.

Insert the line cord into an AC receptacle. Adjust R8, using an insulated screwdriver, over its range and note that it is possible to obtain anywhere from full to partial brightness of the lamp bulb. Set R8 so that the bulb is noticeably dim.



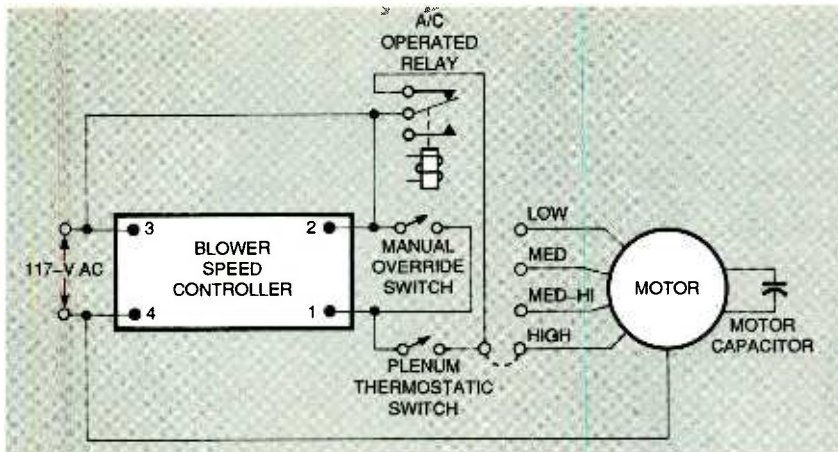


Fig. 11. The Blower Speed Control is connected to a multi-speed motor system like this. The air conditioning relay automatically bypasses the Controller during the summer. The lower speeds are no longer needed as the Controller will automatically set the blower motor's speed.

Gently heat up the temperature sensor as before, being very careful that the hair dryer does not touch the sensor. When LED1 comes on, the lamp should change to full brightness. If the lamp does not respond as described, check the orientation of the Triac. Check the circuit board for opens and shorts. If possible, try replacing IC2, IC3, D3, D4, or TR1 with new parts.

When the board is operational as described, it is ready to be installed into the furnace.

**Installation.** There may be literally hundreds of models of warm-air furnace in use today, so it is not possible to address each and every one. However, most furnaces will have either a single-speed or multi-speed permanent split-capacitor (PSC) blower motor (Fig. 8). Units designed to handle both air conditioning and heating will usually have a two-, three-, or four-speed motor that is automatically set to high speed for cooling and low speed for heating with a switching relay. Two such wiring diagrams are illustrated in Figs. 9-a and 9-b.

When installing the Blower Speed Control, the motor wiring should be such that it operates at maximum speed when its two input leads are powered by 117-volts AC. The phase-controlled Triac in the circuit will take over setting optimum motor speed.

Figures 10 and 11 illustrate typical wiring diagrams for single speed and multi-speed blower motors. Note that for systems that include central air conditioning, a manual summer/

winter switch or an A/C-operated relay must be included as shown to provide maximum motor speed during A/C compressor operation.

Before starting any wiring, disconnect power from the furnace by throwing the circuit breaker and emergency switch off. Then locate the 117-volt input wires to the motor and disconnect them from the furnace wiring. Rewire the circuit as shown in Fig. 10 or 11, depending on which type of system you have. Connect a pair of wires from the 117-volt AC power source at the furnace emergency switch to the 117-volt AC input terminals of the Controller.

As described earlier, the temperature sensor must be placed inside, or in close contact with, the plenum of the furnace where it can respond to temperature rise. Remember, the sensor cannot short out to any metal part of the furnace. Insulate and secure the sensor at the desired location.

**Final Test.** If you can, obtain a narrow stem thermometer that can be placed inside the plenum to measure the plenum air temperature. Otherwise, your hand placed on the sheet metal provides a fair measure of temperature.

Set the room thermostat down as far as it will go. Turn the furnace power on. Initially, the blower should be off. Locate the blower's plenum thermostatic switch, which turns the blower on and off. Set that switch to its minimum temperature setting. The blower motor should turn on. If the plenum is too cold, operate the

burner for a minute or two to warm it so that the blower will operate at the minimum temperature setting.

Using an insulated screwdriver, adjust R8 for the desired minimum blower speed. Do not set the speed too slow; check to be sure the motor is self-starting when power is applied. Once low speed has been set, you'll find the noise level in the living area is virtually non-existent.

Now turn the thermostat up so the burner operates. Monitor the temperature of the plenum. When the plenum becomes slightly warm (about 110°F) and LED1 glows, the blower should switch to high speed.

Turn the thermostat down to shut the burner off, and wait for the plenum to cool. The blower should switch back to low speed.

The final adjustment is the switching temperature of the plenum thermostat. For optimum heating efficiency, the blower motor should run when the plenum reaches about 95- to 100°F. The motor will operate at low speed, wringing every possible BTU out of the furnace plenum.

When the system has been set up as described, you will find that the furnace fan operates almost all of the time (continuous air circulation), is quiet, and provides a significant increase in your comfort level.

After operating the system through several variations in weather conditions, you may wish to fine tune the blower switching temperature (R4) and low speed adjustment (R8) to suit your individual preference. Ω



**CABLE CONVERTER  
DIAGNOSTIC TEST CHIP**

**LOAD FULL ACTIVATION OF CABLE CONVERTER**

**WE STOCK A COMPLETE LINE OF CHIPS, TOOLS, WIRELESS QUICK INSTALL TEST BOARDS AND DIAGNOSTIC CUBES FOR ALL CONVERTERS!**

**\*\*\*ANYONE IMPLYING ILLEGAL USE WILL BE DENIED SALE. WE SELL PRODUCTS ONLY!! TO TECHNICIANS OR CABLE REPAIR FACILITIES!!**

**#1 IN CUSTOMER SERVICE & TECH. SUPPORT!**

**\*ALL ORDERS SHIP WITHIN 24HRS. UPS/ FED-X.**

**\*PRIORITY NEXT DAY SHIPPING AVAILABLE!**

**\*SALE= BUY 5 TEST BOARDS AND GET 1 FREE.**

**MONDAY THRU FRIDAY - 8AM-7PM EST.**

**HTTP://WWW.AMERICANINTERNET.COM/GOCABLE**

**VISA    MASTERCARD    DISCOVER    AMERICAN EXPRESS**

**VISUAL COMMUNICATIONS INC.**

**FOR ORDERS 1-800-GO-CABLE**


**CATALOG & TECH. SUPPORT 717-620-4363 EST. 1976**

# Get 3 books for only \$9<sup>95</sup>


when you join the **Electronics Engineers' Book Club®**

Plus 1 book FREE upon prepayment


Values to \$230.00




**0209847-XXX \$115.00**  
 Since 1907, this massive handbook has been the standard by which all other electrical engineering handbooks have been measured. The collective expertise of more than 100 contributors has been assembled to make this book the most current and comprehensive electrical reference available today. 2,208 pp., 1,421 illus. *Counts as 3*



**156490X \$18.95**  
 This complete EPROM instruction manual provides a detailed explanation of underlying theory, plus 15 different projects—including programmers, erasers, and EPROM-based circuits. 240 pp., Softcover.



**0459363 \$22.95**  
 Fine-tune your electric circuit skills. You'll cover units and basic concepts, resistance and Ohm's Law, series and parallel resistive circuits, Kirchhoff's Laws, network theorems, waveforms and circuit relationships, magnetically coupled circuits, resonance, frequency response and filters, and much more. 765 pp., Softcover.




**0042144 \$39.00**  
 This book provides a solid introduction to programmable controllers. You'll explore how to use personal computers with programmable controllers as well as how to compare and select process control schemes. 304 pp., 180 illus.



**0289778-XX \$56.00**  
 Unleash the power of controllers with this guide. You'll see how a controller can be used in anti-lock brakes, cash registers, and robotic systems. You get details on controllers such as the Motorola 8-bit MC68HC11, and the 32-bit Intel 8051 and 80960CA to help you use devices in your projects. 350 pp., 125 illus. *Counts as 2*



**0443017 \$50.00**  
 This book provides complete coverage of the principles and design techniques for cellular systems. Gain a firm understanding of some of the most advanced person-to-person communications systems being installed today with this comprehensive look at modern cellular technology. 224 pp., 142 illus.



**0239193 \$27.95**  
 This practical guide focuses on the specific digital circuits used in electronic power applications. It presents state-of-the-art approaches to analysis, troubleshooting, and implementation of new solid-state devices. 272 pp., 197 illus.



**0240620 \$45.00**  
 Examine all aspects of radar, from its history and development, through components and theory, to installation, maintenance, and repair techniques. Topics covered include transmitters, modulation techniques, Rf generators, waveguides, antennas, receivers, MTI Theory of Operations, indicators, ancillary and auxiliary equipment for radar installations, and more. 304 pp., 232 illus.




**0380899-XX \$60.00**  
 Find a complete technical description of the design, analysis, and maintenance of cellular systems in the second edition of this classic reference. It features new chapters on the CDMA standard, microcell systems, digital cellular systems, and more. 550 pp., 170 illus., *Counts as 2*




**0326924 \$45.00**  
 Put LabVIEW to work solving your specific instrumentation problems on all platforms available to LabVIEW: PC/Windows, Macintosh, and Sun SPARCstation. Outlines a logical analysis methodology, detailing how to define each problem and then showing how to establish a solution. 546 pp., Illustrated



**0359687 \$65.00**  
 Keep up on the standards, services, architectures, applications, markets, and key players with this reference. It emphasizes the asynchronous transfer mode (ATM) technology, its protocol, and its switching/working environment. Details technologies that will be the future of broadband communications in transmission and switching domains. 544 pp., 300 illus.



**0404348 \$49.50**  
 More than 14,000 entries and 1,500 illustrations make up this reference. It is perfect for anyone who's seeking complete, up-to-date definitions for hundreds of electronics terms. Plus, it's the only dictionary that focuses on the words and phrases specific to the field of electronics, engineering and computer science. 608 pp., 1,500 illus.



**0717753 \$19.95**  
 Become self-employed as a security systems contractor—this book shows you how. Woodson helps you decide whether you are cut out to run your own business and covers every aspect, from start-up capital to collecting past-due accounts. 304 pp., 150 illus., Softcover.




**0376581 \$39.50**  
 Pinpoint component faults and correct design flaws for virtually every type of electronic circuit with this handbook. Both circuit theory and step-by-step troubleshooting techniques are given for each circuit or component. All kinds of electronic circuits and basic components are covered as well as complete coverage of electronic equipment. 350 pp., 200 illus.



**005147X-XX \$65.00**  
 This simple-to-use book walks you through every aspect of analog and digital voice/data communications technologies, from the invention of the telephone and the use of Telset through the evolution of today's high-tech digital services, using easy-to-understand terminology so you can fully comprehend each topic. 656 pp., 350 illus. *Counts as 2*




**0628432 \$60.00**  
Covers the latest high-potential systems, such as Pentium, PowerPC, DEC Alpha, and SuperSPARC, and others. Beginning with the basic architecture principles related to advanced microprocessors, the second edition moves into detailed descriptions of CISC and RISC machines. 580 pp., 155 illus.




**0100926 \$24.95**  
Understand the basics of receiver operation, the proper use and repair components in RF circuits, and principles of radio signal propagation from low frequencies—all with this guide. 416 pp., 411 illus., Softcover.



**911525X \$50.00**  
Packed with sample circuit simulations that illustrate a variety of common problems and their solutions. Shows you how to deal with the stumbling blocks of nonconvergence, numeric integration instabilities, and timestep control errors. 208 pp., 200 illus.



**0497060 \$29.95**  
Construct sophisticated security, convenience, and entertainment devices with this guide. You'll find schematics, photos, and instructions for building temperature and pressure sensors, smoke and toxic gas detectors, a remote video control system, door and window alarms, motion and impact detectors, and more! 304 pp., 232 illus.




**0156492 \$34.95**  
Tackle troublesome circuits without the benefit of a schematic with these tricks of the trade by a veteran electronics technician. You'll see how to locate, test, and repair defective components in virtually every type of consumer electronics device imaginable. 304 pp., 250 illus.



**9119018 \$32.95**  
Turn your repair skills into profit with this guide. It offers information on everything from computer parts and tools to pricing and advertising. It covers areas of specialization, profiles auxiliary services, and even predicts future opportunities. The shareware disk packaged with the book includes a collection of diagnostic tools. 352 pp., 63 illus., Softcover.



**0209820-XXX \$110.00**  
From classic theory to contemporary practice, this is the standard desktop reference to the entire range of electronics engineering. You get over 2,400 pages of design and cost-cutting solutions from more than 170 authors. 2,528 pp., illus. Counts as 3



**0704414-XX \$79.50**  
Still the number one resource for designers in the field, the third edition of this classic handbook has been extensively revised and updated to reflect the enormous recent advances in electronic filter design ... while maintaining the overall emphasis on practicality that made prior editions so appealing. 704 pp., 220 illus. Counts as 2



**0180318 \$55.00**  
Turn to this reference for practical, problem-solving techniques. This heavily illustrated guide covers all aspects of power supply use, causes of poor power quality, monitoring and analyzing abnormal voltage and currents, utility and end-user strategies, and more. 448 pp., 220 illus.



**0523746-XX \$55.00**  
This book provides an in-depth look at the basics of designing the elements and components that comprise a satellite communication system, including the geosynchronous satellites prevalent in mobile communications. 400 pp., 120 illus. Counts as 2

## As a member of the Electronics Engineers' Book Club® . . .

... you'll enjoy receiving Club bulletins every 3-4 weeks that contain exciting offers on the latest books in the field—at savings up to 50% off regular publishers' prices. If you want the Main selection, do nothing and it will be shipped automatically. If you want another book, or no book at all, simply return the reply form to us by the date specified. You'll have at least 10 days to decide. If you ever receive a book you don't want due to late delivery of the bulletin, you can return it at our expense. Plus, you'll be eligible for **FREE** books through the Bonus Book Program. Your only obligation is to purchase 3 more books during the next 2 years, after which you may cancel your membership at any time.

All books are hardcover unless otherwise noted. Publishers' prices shown. If you select a book that counts as 2 choices, write the book number in one box and XX in the next. If you select a book that counts as 3 choices, write the book number in one box and XXX in the next 2 boxes. A shipping/handling charge & sales tax will be added to all orders. ©1996 EEBC

If mail is missing, write to: Electronics Engineers' Book Club  
A Division of The McGraw-Hill Companies  
P.O. Box 549, Blacklick, OH 43004-9918



**Phone: 1-614-759-3666**

(8:30 A.M. to 5:00 P.M. EST Monday-Friday)



**FAX: 1-614-759-3749**

(24 hours a day, 7 days a week)

## ELECTRONICS ENGINEERS' BOOK CLUB

A Division of The McGraw-Hill Companies, P.O. Box 549, Blacklick, OH 43004-9918

**YES!** Rush me the following title(s), billing me just \$9.95 (plus shipping/handling & sales tax). Enroll me as a member of the **Electronics Engineers' Book Club** according to the terms outlined in this ad. If not satisfied, I may return the book(s) within 10 days for a full refund and my membership will be cancelled. I agree to purchase just 3 more selections at regular Club prices during the next 2 years and may resign anytime thereafter.

Bill me (FREE book not available with this payment option.)

Code #'s of my book(s) for \$9.95

--	--	--

If you select a book that counts as 2 choices, write the book number in one box and XX in the next.

If you select a book that counts as 3 choices, write the book number in one box and XXX in the next 2 boxes.

**SPECIAL OFFER! Prepay your order by check, money order, or credit card and receive a 4th book of your choice FREE.**

**YES!** I want the FREE BOOK indicated at right. My introductory payment of \$9.95 plus \$9.95 shipping/handling\* and applicable sales tax is enclosed.

Code # of my FREE BOOK:

SINGLE SELECTION ONLY
--------------------------

Check or money order enclosed made payable to: The McGraw-Hill Companies

Please charge my:  VISA  MasterCard  American Express  Discover

Acct. No. \_\_\_\_\_ Exp. Date \_\_\_\_\_

Name \_\_\_\_\_ Signature \_\_\_\_\_

(required on all orders)

Address / Apt.# \_\_\_\_\_

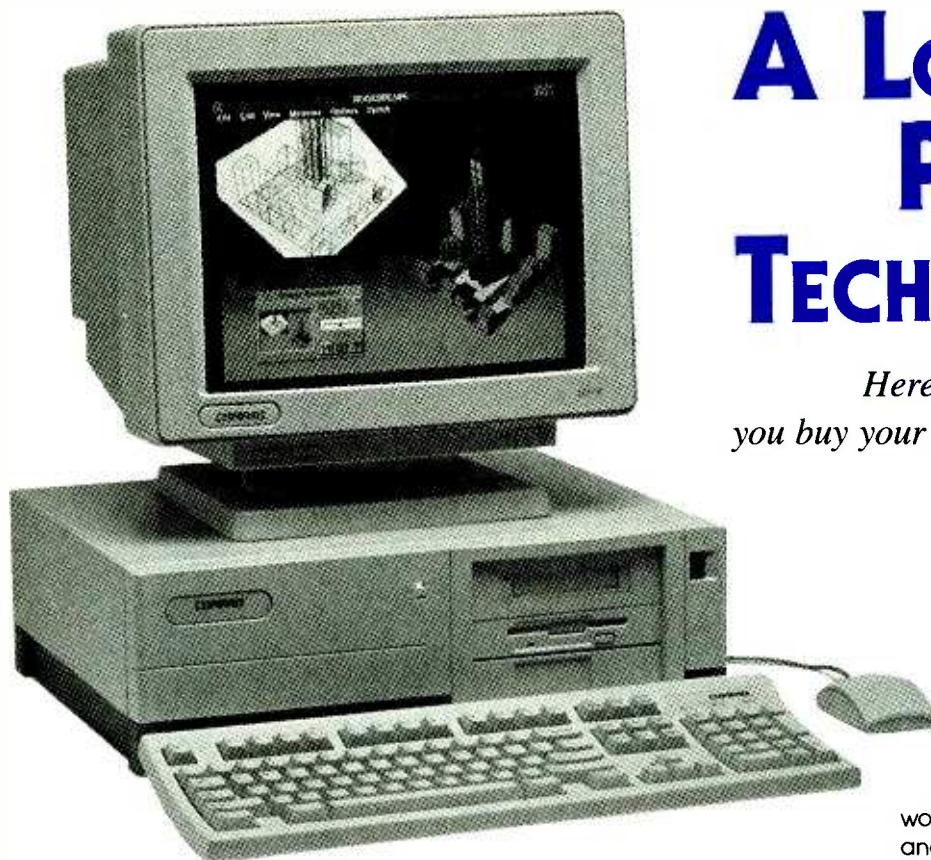
City/State/Zip \_\_\_\_\_ Phone \_\_\_\_\_

Offer valid for new members only, subject to acceptance by EEBC. U.S. orders are shipped 4th Class Book Post. Canada must remit in U.S. funds drawn on U.S. banks. \*Canadian orders are shipped International Book Post—add \$12.50 shipping/handling. Applicants outside the U.S. and Canada will receive special ordering instructions. A shipping/handling charge & sales tax will be added to all orders. DRE1296

# A Look At PC TECHNOLOGY

*Here's what to look for when  
you buy your next personal computer.*

MARC SPIWAK\*



**W**ith the holiday-shopping season fast approaching, one item high on many lists might be a new personal computer. Unfortunately, even for the technically savvy, the process of purchasing a PC could be a daunting experience.

First and foremost, the rate of evolution in PCs is unlike anything you will encounter in any other area. Regardless of what you buy, or when you buy it, in six months, at the latest, something flashier, faster, or cheaper is sure to be on the shelves. It doesn't make what you purchased obsolete, but it is sure to lead to many cases of "buyer's remorse."

So how do you keep up, let alone stay ahead when it comes to computer technology? The first rule is "don't blink." The second is to be aware of the state-of-the-art for the moment, and what is scheduled to come down the pike in the near future.

In this article we will attempt to bring you up to date on the current (at least at the time this was written) and future state of PC technology. However, remember that this is only an

overview; space prevents us from going into great detail. If you need or want further information, you should make a point of perusing the usual computer magazines, or visit some of the many resources available on the Internet.

Once you've read this article and done any further research you feel is needed, keep one thing in mind: Don't let your awareness of what's to come paralyze you if you need (as opposed to want) a new computer now. Announced new technologies are almost never released on time, and some never materialize at all. And even when they are released, it usually takes some time for standards and implementations to finally settle down, and for any bugs to be found and dealt with. Early adopters often learn what the term "bleeding edge" means from personal experience.

**The CPU.** Today's processors of choice are the Pentium and the Pentium Pro. Despite its attractive price, the day of the 486 (if you can find one) is over. Some newer software won't even run on it (or will run poorly at best). As far as CPU speed, look toward a 133-MHz unit as a minimum; the cost savings for slower systems will not be

worth the trade-off in performance, and software usability could become a problem down the road.

Another cost/performance issue to keep in mind is that, unless you are doing a lot of calculations, stay with PCs that use a 66-MHz system (external) bus (100-, 133-, 166-, or 200-MHz). The other popular Pentium models (120- and 150-MHz) are based on a 60-MHz system bus. In short, despite the fact that its CPU runs faster, a 150-MHz PC does not perform appreciably better than 133-MHz model when running most commercial software applications due to its slower system-bus speed.

If you are more into power with an eye toward the future, you'll want to consider a Pentium Pro. The Pentium Pro is a superpipelined design with the same built-in Level-1 cache as the Pentium and a built-in Level-2 cache.

If you are considering going with the Pentium Pro, you'll want to consider running Windows NT. It's a true 32-bit operating system that wrings out the best of the Pentium Pro. In fact, there is a performance penalty if you run Windows 95 (a pseudo 32-bit operating system) on a Pentium Pro (although it will still perform well). Remember, however, that NT will not run all Windows 95, Windows 3.x, or DOS software.

What about future developments?



*This DEC Venturis FX personal computer features a Pentium processor, EDO memory, and a pipeline-burst cache. It also features a "tool-less" case that is easier to open than traditional cases.*

There has been a lot of excitement over an Intel technology called MMX. MMX, or Matrix Math eXtensions, is to be incorporated into all CPUs from Intel sometime next year. It is the first major change to the x86 instruction set in a while and should, among other things, improve the performance of multimedia applications, mainly audio and video (that's why MMX is erroneously called multimedia extensions by many).

Will the introduction create a glut of non-MMX systems on store shelves? Perhaps. Should you wait for MMX? Well, let's just say that MMX was originally slated to be introduced at the end of this year but has been delayed—remember what we said earlier about the reliability of introduction schedules!

**Motherboards.** While few people ever mention the motherboard that's inside their system, that major piece of hardware that glues everything together can make the difference between a good system, a great system, or a mediocre (or worse) one. As long as you stick with reputable manufacturers, flaky motherboards are very

rare these days. However, a good motherboard design can make the inside of a PC neater and let it accommodate peripherals more easily as well.

The long-time standard Baby-AT motherboard design is being replaced by Intel's new ATX motherboard specification. The Baby AT design often made memory modules difficult to reach and CPU placement blocked long expansion cards from some of the slots. ATX motherboards are rearranged so that the slots aren't blocked and memory is easily accessed.

The motherboard also houses the chip set that basically orchestrates the operation of everything attached to the motherboard. Intel's popular Triton chip set is being phased out by the newer 430HX and 430VX chip sets. The HX is intended for high-end systems and supports more memory and dual processors; the VX is intended more for home systems. Interestingly, however, Intel boards that use the VX chip set are the first to support super-fast synchronous DRAM (SDRAM) memory (more on that later); Intel's HX boards do not.

**Buses.** The Enhanced Integrated Drive Electronics, or EIDE bus has taken over IDE's position as the bus of choice for storage devices including hard drives, CD-ROM drives, and tape backups. Today's systems can support up to four EIDE controllers, and each controller can support two devices, up to a maximum of 8 devices per system. Most motherboards come with two integrated controllers. The newest mode-4 EIDE drives have a maximum throughput of around 13 MB-per-second; older mode-3 drives have a maximum throughput of 8 megabytes.

If you are interested in the greatest possible flexibility, SCSI (Small Computer Systems Interface) is the storage-device controller of choice. That single controller can control up to 7 devices. Fast SCSI has an 8-bit bus and a throughput of 10 MB-per-second, while Fast/Wide SCSI has a 16-bit bus and transfers up to 20 MB-per-second. In real-world applications, SCSI offers very little in the way of added performance over EIDE—you won't notice a difference between the two in actual use with mainstream software. However, SCSI is necessary for specialized equipment such as extremely fast hard drives or disk-drive arrays, and for CD-R (CD-Recorder) drives that, for the moment, only come in SCSI form. And once installed, SCSI can simplify the task of adding additional peripherals such as scanners and tape-backup units. One possibly useful feature of SCSI is that a good adapter will allow you to choose your boot device (handy if your main drive dies during a critical job).

The PCI (Peripheral Component Interconnect) bus is the chosen bus for today's fast graphics accelerators and network cards. You won't find a hot graphics accelerator that's not a PCI model. The VESA Local Bus (VLB) has disappeared, having been phased out by PCI. The ISA bus is still used by a lot of common peripherals, and so ISA expansion slots are still standard on motherboards, at least for the time being.

Although there's not a lot you can do with it yet, the Universal Serial Bus (USB) has started to show up on some motherboards. That bus can transfer up to 12 megabits-per-second, and is intended for low-speed devices such

as keyboards, cameras, and input devices.

On the horizon is the IEEE 1394 interface, or FireWire. That high-speed connection of up to 400 MB-per-second—to start with!—is intended for applications such as digital video.

**Memory.** A PC uses different types of memory in different places. Dynamic Random Access Memory, or DRAM, is basically the place between the hard drive and the CPU where programs and other data load into. The more DRAM you have, the better off you are—to a point. DRAM is supplied in the form of memory modules that mount on the computer's motherboard along with the CPU.

Fast Page Mode DRAM (FPM DRAM), the last hot development in memory, has largely been phased out by the newer Extended Data Out RAM (EDO RAM). Basically EDO RAM eliminates wait states by keeping its output buffer active until the next access, rather than turning it off. That helps to speed up its operation. Look for EDO RAM in your next PC, or even faster Burst EDO RAM (BEDO RAM).

The next hot development (available now on Intel motherboards that make use of the VX chip set) is Synchronous DRAM (SDRAM). The biggest advantage that type of memory offers is that it runs off the same clock as the CPU (hence the name synchronous). Interestingly, SDRAM memory is not housed in standard SIMMs (Single In-line Memory Modules), but rather 168-pin DIMMs (Dual In-line Memory Modules).


Turning our attention elsewhere, secondary cache memory, or Level-2 cache, consists of very fast Static RAM (SRAM) that holds data that the CPU uses frequently. That way the CPU doesn't have to deal with the slower DRAM as often. A secondary cache is usually some type of module that mounts on the motherboard, as opposed to a primary cache that's built right into a Pentium CPU. That secondary cache is vital in the design of a fast system. Inexpensive systems sometimes come cacheless, but that is not the right way to save money. The memory type of choice today for a Level-2 cache is pipeline burst. Look for at least a 256K pipeline-burst cache on your next system, or even better a 512K cache, which has be-

come the standard size in high-end systems.

**Hard Disk.** Aside from the recent move to EIDE technology, the most startling development in hard drives is how far their prices have fallen in recent years. Considering the "bloatware" world of Windows 95, that's fortunate. For today's software, anything less than 1 gigabyte must be considered small. Look for a minimum of 1.6 gigabytes, and if your budget allows (the price difference is relatively small), 2 gigabytes or larger. You might think you'll never fill that up, but

computer deserves a fast graphics accelerator. Without one, the computer's CPU (regardless of type) will quickly become overtaxed, greatly slowing down the entire system.

The bandwidth of a graphics card dictates how fast data can be passed through it. When a video card is said to be "64-bit" or "128-bit," that refers to the data bus between the accelerator chip and the video memory on the card itself. The wider the bus, the faster information can get into memory. However, a well designed 64-bit card can beat a lesser 128-bit card, so systems containing 64-bit cards



*The Matrox Mystique is one of the newest generation of video cards. That 64-bit PCI card offers 3D acceleration, which is great for games and other applications.*

once you've experienced Windows 95, you'll realize that you eventually will!

What about SCSI drives? As mentioned earlier, most users will not notice an appreciable performance difference over EIDE. However, if the system bundle you are purchasing includes a SCSI controller, it might pay to spend the extra money for a SCSI hard drive.

If you are planning on doing video editing on your new PC, look into a system that's specially tailored for it. That means the system should include an AV hard drive that spins very fast and has special features added, along with other specialized hardware.

**Graphics Accelerator.** Any good

should not necessarily be overlooked.

Video memory holds picture information. The more pixels on your screen, or the higher the resolution (640 × 480, 800 × 600, 1024 × 768, etc.), the more memory is needed. More colors also require more memory. A card with 2 MB of video memory can display only up to 65 thousand colors in a 1024 × 768 resolution, whereas a 4 MB card can display the full 16.8 million colors (true color) in the same resolution and even higher. A card with only 1 MB of video memory—unacceptable by today's standards—is too limited in what it can display.

Make sure the system you buy comes with a graphics accelerator that has at least 2 MB of memory, with 4 MB becoming standard for high-



To really see windows in Windows 95, go with a 17-inch unit such as this Sony Multiscan 17sell.

end systems. The least expensive type of memory used on graphics accelerators, DRAM, is also the most common. VRAM, or Video RAM, is more expensive and faster than DRAM. Better accelerators will come equipped with VRAM, and some now come with EDO RAM.

Finally, make sure that the card you select supports refresh rates above 75 Hz. Otherwise, flicker, and the eye strain that results from it, could be a problem.

What about video? Today, any good graphics accelerator will speed up and smooth out desktop video, and allow the image to be scaled to any size without hurting performance. Of course, better video accelerators do a better job of handling video. As for MPEG video, most cards can handle it adequately using software MPEG players. For more demanding applications, some high-end systems come with hardware MPEG decoders that allow high-quality playback of MPEG video.

The new hot thing in video are the 3D graphics accelerators. Those cards do a better job of handling textures and manipulating 3D images, and are dynamite for game applications. One problem with them is that the technology is not yet mature and there are some still unresolved standards issues.

**Monitors.** While 15-inch and smaller models are certainly available, and

attractively priced, if economics allow, you should limit your monitor selection to 17-inch and larger screen sizes. The increase in screen size, even from 15 inches, is more beneficial than you might imagine. You can actually use windows within Windows! Also look for a monitor that supports refresh rates above 75 Hz and has a dot pitch of 0.28mm or less. The new plug-and-play monitors can communicate with a plug-and-play graphics card, allowing the card to set parameters such as refresh rate and resolution for maximum performance.

Finally, the best high-end monitors give the user plenty of control over picture parameters. Among the controls you might find on such a monitor is an adjustment for pincushioning, which lets you straighten the sides of a display if they are bowed in or out, or one for color temperature. That last setting lets you match the colors you see on the screen to the output of your color printer, or to an industry color standard for desktop-publishing applications.

**CD-ROM Drives.** Gone are the days when CD-ROM drives were cranky, expensive luxuries with SCSI or proprietary interfaces. Today's 8 × EIDE drives often sell for under \$200, and even less when included in a system bundle. And one is no longer a luxury—many software packages ship on CD-ROM, and once you've installed an application from a CD-ROM, you'll

never want to do it from floppies again.

By the time you read this, some high-end systems should be shipping with SCSI CD-R drives. Note that the fastest CD-R drives currently available is 4 × ; as time goes on, faster models are sure to be available.

The next big thing in CD technology will be the Digital Versatile Disc (DVD). Once slated for delivery by the end of 1996, its introduction has been delayed until this spring, at the earliest. The double-sided, double-layer DVD discs look like regular CDs, and the players will be backward compatible, but each disc will store up to 17 gigabytes. The medium is also recordable, which is great for computer applications, but has caused concern among music and video providers and contributed to the introduction delay.


**Sound Cards.** Sound cards can be separated into two basic types: FM synthesis and wavetable. FM synthesis cards, as their name implies, synthesize music and sound using hardware on the sound card. Wavetable cards, on the other hand, use actual samples of musical instruments stored in memory. Those cards are more expensive than FM synthesis cards, but sound a lot more realistic and pleasing to the ear, at least to most. High-end sound cards will have more on-board memory for sample storage.

Another sound-card variation are the 3D sound cards that trick you into thinking that more speakers are being used or that you are in different locations by digitally manipulating the sound. Finally, when selecting your sound card, make sure it is compatible with the major manufacturers (*i.e.* SoundBlaster) to avoid configuration hassles down the road.

Of course, regardless of the type and quality of the sound card, it will only sound as good as the speakers allow. For full audio range, you might want to consider one of the subwoofer/satellite speaker combinations that are now available.

**Modems.** A lot of fun and valuable information is tucked away on the Internet and online services, and you need a modem to get at any of it. The modem of choice these days is a true

(Continued on page 114)



# CABLE REFLECTION TESTER

*Need to test a damaged or suspect coaxial cable? This handy circuit will do the trick without sending you to the poorhouse for buying expensive equipment. If you supply the oscilloscope and about five bucks for parts, we'll supply the know-how.*

**JAMES E. CICON**

**Y**ou have a spool of coaxial or twin-lead cable and want to know how long it is. Unwinding the cable would be impractical.

After a rainstorm, you sometimes lose the picture on your television set. You figure that the satellite-TV antenna cable probably has a crack in the insulation somewhere along its length. The problem is that the cable is over 250 feet long. It snakes through your walls, across your roof, and then drops down underground for the run to the dish. It would be nice to know how far down the line the crack is.

Your local-area network at work goes down whenever a certain machine is brought on-line. The installation techs say that the LAN administrator has the software configuration fouled up. The LAN administrator says the installation techs had been work-

ing too much overtime when they hooked up that particular machine. Can you pinpoint who is right?

Televisions, computer networks, CBs, ham radios, cellular telephones—all of those devices send or receive information using electrical waves that might travel through a cable for at least some distance. If the cable is damaged, defective, or the wrong type for the job, the original signal traveling down the cable will become garbled. That will cause poor picture reception on a TV, data collisions on a LAN, and other problems. Wouldn't it be great if you could easily and quickly diagnose the cause of those types of cabling headaches?

There is an instrument that can do just that. It's called a "Time Domain Reflectometer," or TDR. A TDR can tell you many things about the health of a cabling system. It can quickly and easily tell you the length of cable. It

can also tell you if there is an impedance mismatch (such as two different types of cable spliced together) on a cable. It can help you locate a fault in a cable such as a break or a short circuit. A TDR has only one real drawback—its price tag. You can easily pay thousands of dollars for one.

But there is a less expensive alternative. In this article we're going to show you how to build and use the Cable Reflection Tester, or C.R.T. for short—a device that will let you see the effects of the various cable faults mentioned before. Not only does the C.R.T. demonstrate some very interesting properties of electrical waves from a purely academic standpoint, but the project has a very practical side. We'll take you through a few experiments to demonstrate how to use the C.R.T. to measure the length of a cable, and to determine the health of a cable.



Using the C.R.T. requires an oscilloscope, and a handful of inexpensive parts for the C.R.T. itself. If you don't already have most of the parts on hand, you can probably buy them for less than \$5. The prototype was originally built and tested on a solderless breadboard. If you really like the C.R.T., there is no reason not to mount it permanently inside the oscilloscope. You could then tie it into the oscilloscope's power supply and be able to use it wherever and whenever you wish.

A fancy scope is not needed for the C.R.T. The scope used here is a beat-up 35-MHz model that is over ten years old. It has been through a flood and dropped several times. Despite the abuse, it works surprisingly well with the C.R.T.

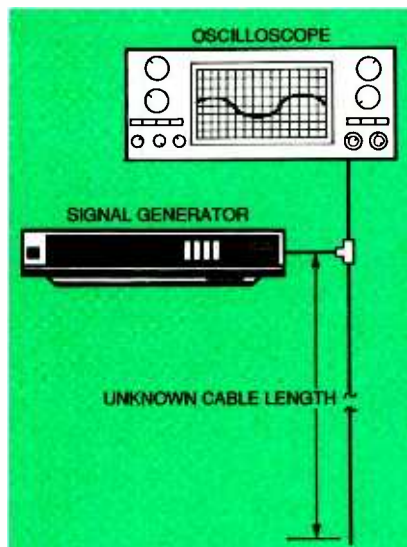
**Background Theory.** The time-honored way to understand how electricity works is to think of electricity as water and wires as pipes. That mental image has helped many students to understand electrical phenomena, and is also one that is very useful in explaining how the C.R.T. works. The analogy is not perfect and breaks down if pushed too far, but for our needs, it still has a lot of value.

Imagine spilling a glass of water into a tray. The water will start to spread out over the bottom of the tray until it comes to a side. While it is spreading, the puddle will have some depth. That depth depends on how fast the water is being poured into the tray and how fast the water can spread out to fill the tray. Water clings better to some surfaces than to others. If you are pouring the water into a tray made of a material to which water clings, the water will spread more slowly, and the resulting depth of the puddle while it is spreading out will be deeper.

That "clinginess" is a feature of the material of which the tray is made. It "impedes," or restricts, the flow of the water. You could call the clinginess of a tray its *characteristic impedance*. How fast the water spreads across the tray (its *velocity factor*) largely depends on the tray's characteristic impedance. To compare the velocity factor of one tray to another, you could pick one tray as a standard. If water spreads half as fast in one tray than in the tray that is the standard, you could say that the velocity factor

of the tray under test is 0.5 or 50%.

What happens when the water reaches the side of the tray? It will slosh back, of course. Ripples will travel back from the side to the center where the water is being poured into the tray. The level of the water in the tray will now start to rise. Remember that before the water reached the side of the tray, the level of the water was determined only by how fast the water could spread out. Now the level of the water is determined by how much water you pour in. Another way to think of it is that, at first, the water level is determined by the charac-



*Fig. 1. This setup will let you easily measure the length of a cable without using a tape measure. Connect a signal generator to one end of the cable and measure the amount of time it takes to see the steps in the waveform on an oscilloscope.*

teristic impedance of the tray. After all the waves and ripples have settled down, the level is determined by what the original potential of the water was to fill the tray.

Let's say that you want to know the distance from the center of the tray to the side of the tray. However, you are limited to two measurements: the height of the water in the center of the tray, and time. You also know the tray's velocity factor.

To find out how far the side of the tray is from the center where you are pouring water in, you could start pouring water into the center. Keep an eye on the height of the water in the center of the tray. The water height will stay constant for a while and then

start to rise. Time how long it took for the water to start rising from the moment you started pouring the water in. That is the time that it took the water to reach the side of the tray plus the time it took for the returning wave to bounce back to the center.

Divide the time in half, and then multiply that result by the tray's velocity factor. That gives the distance from the center of the tray to its nearest side. If you are wondering why you divided the time in half, it is because the water traveled out to the side of the tray and then back again, actually traveling twice the distance you want to measure.

We can take that procedure and express it as an equation:

$$L = t/2 \times V_f \times V_r$$

where L is the distance to the side of the tray, t is the time for the wave to travel to the side of the tray and back again,  $V_f$  is the tray's velocity factor, and  $V_r$  is the velocity of a wave traveling in the reference tray.

**How the C.R.T. Works.** The C.R.T. works in a very similar way to the example of pouring water into a tray. Substitute the pouring water with a signal generator and the tray with a cable. Instead of watching the water level with your eyes, use an oscilloscope to help you monitor the electrical voltage level on the cable. Figure 1 shows the basic block diagram of the C.R.T.

When a squarewave from the signal generator goes high, you will see that on the oscilloscope. Notice that the voltage level doesn't immediately rise to the level that the signal generator is producing. It initially steps to some intermediate value. After a short delay, the level changes to either a higher level or a lower level, depending on whether the far end of the cable is open- or short-circuited. That will show up as a stair-step waveform on the oscilloscope.

Let's think about why that happens. The first step in the waveform is equivalent to just starting to pour the water into the tray in our example. The voltage level is determined largely by the characteristic impedance of the cable. If the end of the cable is open, the voltage wave has nowhere to go when it reaches the end of the line. That is the electrical equivalent of hit-

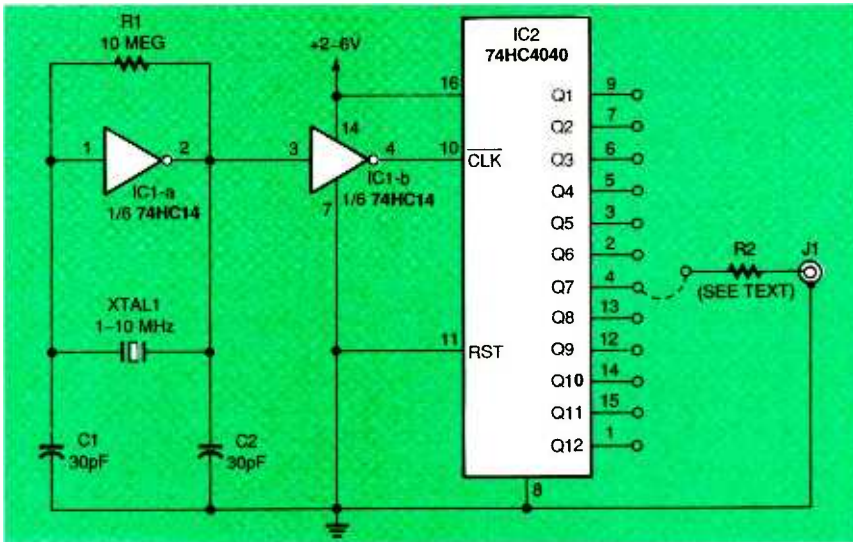


Fig. 2. Here's the schematic diagram for the Cable Reflection Tester. The components shouldn't cost more than \$5, and it can be built up on a solderless breadboard in only a few minutes.

Cable Type	Velocity Factor	Characteristic Impedance
RG-58/U	66%	52 ohms
RG-59/U	66%	75 ohms
RG-6/U	75%	75 ohms
RG-8/U	66%	52 ohms
RG-8/M	75%	52 ohms
RG-174 <sup>sp</sup>	66%	50 ohms
RG-62A/U	84%	93 ohms

ting the wall of the tray and the voltage wave is reflected back, which is seen as a second step up as it reaches the scope. Eventually, after all the ripples settle down, the cable "fills" up, and the final voltage level is equal to the level being produced by the signal generator.

If, on the other hand, the end of the cable is shorted, something different happens. The water analogy does not work as well as when the cable is open. As the signal generator drives the line high, the initial step up will appear on the scope as the voltage wave starts to travel down the cable. When the wave gets to the end of the cable, it sees a short circuit. Electrically speaking, the short circuit acts like a reverse wall. The wave striking it is bounced back upside down, canceling out some or all of the forward-traveling wave. When that negative-traveling wave finally travels back to the scope, it will be seen as a step down.

Those stair-step waveforms can be used in many different ways. You can measure the width of the first stair step to determine the length of the cable.

Remember that the width of the first stair step is the time it takes the initial wave to travel to the end of the line and back, just like measuring the length of the tray in the water analogy. The other thing you can determine is if the end of the line is open or shorted. We'll do those experiments later. First, we need to build the C.R.T. itself. Generating and viewing the waveforms on an actual cable is a lot better than just talking about them.

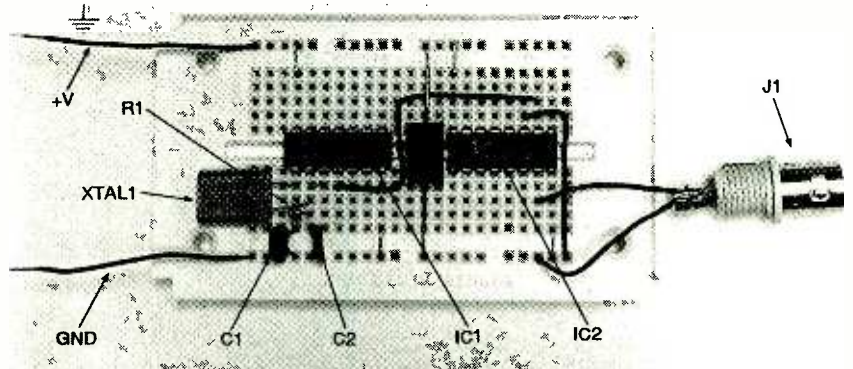


Fig. 3. If you want to build the C.R.T. on a solderless breadboard first, you can follow this photo as one way to locate the components. Resistor R2 is not being used in this version of the C.R.T., and an additional .01-0.1- $\mu$ F capacitor has been added between IC1 and IC2 to smooth out the power supply from ripples caused by the integrated circuits.

## Designing and Building the C.R.T.

The C.R.T.'s design is so simple, building it is almost trivial. All we need is a squarewave signal generator that has a very short rise time. A crisp squarewave will result in nice, sharp stair-step display, making it easier to see the effects that we're looking for. The schematic in Fig. 2 shows how simple the design actually is.

Integrated circuit IC1-a is an inverter. It is the active component in an oscillator that generates the C.R.T.'s squarewave. The rest of the oscillator consists of R1, XTAL1, C1, and C2. Resistor R1 provides a DC feedback path for IC1-a. The value of R1 is not critical, but should not be too large. The suggested value of 10 megohms will work quite well. Capacitors C1 and C2 stabilize the oscillator, and their values are also not critical, but should be between 10 and 60 pF. The smaller their value is, the more quickly the oscillator will start, but the less stable it will be. XTAL1 sets the frequency of the oscillator. Its value is also not critical, but should be between 1 and 10 MHz for good results.

The output of IC1-a is buffered by IC1-b and fed to IC2, whose purpose is to divide the signal frequency down so that cables of various lengths can be measured. Without IC2, the reflected waves in very long cables may not return in one complete oscillator cycle. By slowing the clock frequency down with IC2, it is easier to measure longer cables. If you are only working with short cable runs, it might be possible to omit IC2.

The oscillator is matched to the cable being tested with R2. Its value should be equal to the characteristic

impedance of the cable being tested. That match helps prevent multiple reflections, and helps make the stair-step response easier to see. Resistor R2 is not absolutely needed, especially if you are concerned with only the first step of the stair-step waveform.

All of the components for the C.R.T. can be mounted on a small breadboard. The photograph in Fig. 3 shows both the completed prototype and placement of the parts. Assembly can be finished in 5 minutes or less. The power supply for the circuit can be anywhere between 2 and 6 volts, so the C.R.T. can be powered with your choice of either batteries or a bench-top power supply.

**Experiments.** We've already seen (from the water-tray example) a method that allows us to measure the distance the water travels to the side of the tray. That method can be applied to electrical waves traveling in cables as well. An oscilloscope can be used to measure both the time that a wave takes to travel the length of a cable, and what the voltage level of that wave is. Some common types of coaxial cable are listed in Table 1 along with their velocity factors and characteristic impedances.

An electrical wave's velocity factor (how fast the water spreads across the tray in our analogy from before) is related to the speed of light in a vacuum. For example, according to the

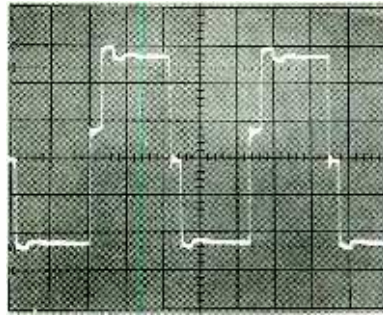


Fig. 4. Here's the C.R.T. hooked up to 50 feet of RG-59/U coaxial cable. The plateau halfway up the pulse is the effect of the signal bouncing back from the end of the cable. The length of time of that plateau measures how long it took for the signal to travel to the end of the cable and back.

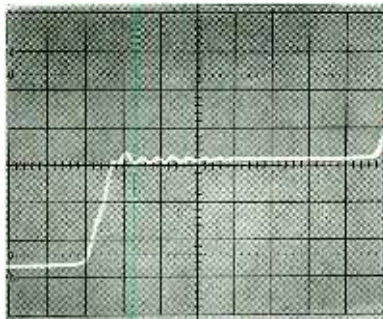


Fig. 5. In this photo, the scope is magnifying the plateau mentioned in Fig. 4. Since we know how fast electricity travels in this particular cable, half the distance shown here is how long it takes for the signal to go from one end of the cable to the other. It's now a simple matter to apply  $\text{Distance} = \text{Time} \times \text{Speed}$  to figure out the length of the cable.



Fig. 6. Now we've shorted the far end of the cable. Instead of going higher, the reflected signal makes the display drop down. Not only does that tell us that the cable is shorted, it also can tell us the distance to the short.

information in Table 1, a wave in RG-58/U cable travels at 66% of the speed of light. We can use the

characteristic impedance of the cable to tell us what value we should use for R2.

Now for some experiments. Connect the C.R.T. to an oscilloscope as shown in Fig. 1 using a 50-foot length of RG-59/U coaxial cable. Leave the long end of the cable unconnected. The waveform on the scope should be similar to that shown in Fig. 4.

You can easily see the very obvious stair-step effect in both the leading and trailing edges of the square wave. Figure 4 is interesting because it shows several complete cycles of the square wave and the overall effect of the reflected wave upon it.

In order to get a useful measurement however, you must zoom in on just the first step on either the leading or trailing edge. Figure 5 shows the waveform of Fig. 4 with the scope's magnifier turned on. That will, unfortunately, decrease the accuracy of the measurement. Count the divisions on the scope's screen. The example in Fig. 5 has a stair-step about 8 divisions wide. Make sure that you don't just measure the width of the step itself (which is only 7 divisions wide). Include time it took to rise up to that step (another division). The scope in Fig. 5 is set to  $.02 \mu\text{s}/\text{division}$ . The velocity factor from Table 1 for the cable (type RG-59/U) is 66%.

Now we can pull out our equation and plug in the numbers. A stair-step of 8 divisions at  $.02 \mu\text{s}/\text{division}$  is  $.16 \mu\text{s}$  long. Dividing that by 2 gives us  $.08 \mu\text{s}$ . We then multiply by both the cable's velocity factor (66%, or .66) and the speed of light, which is 186,284 miles/second. Since our time measurement is in  $\mu\text{s}$ , we need to change the speed-of-light constant to  $\mu\text{s}$ , also. That conversion alone would be fine if we needed the length in miles, but the cable being tested is only 50 feet long, so multiply the speed-of-light constant by 5280. The final speed-of-light constant we will use in the length formula is now how many feet light travels in  $1 \mu\text{s}$ , which is about 983 feet.

Let's substitute into the formula:

$$\begin{aligned} L &= t/2 \times V_1 \times V_2 \\ &= .01\% \times 0.66 \times 983 \\ &= 51.9 \end{aligned}$$

The distance of the cable works out to be 51.9 feet. Considering the second-rate accuracy of the scope being

### PARTS LIST FOR THE CABLE REFLECTION TESTER

#### SEMICONDUCTORS

- IC1—74HC14 hex HCMOS inverting Schmitt trigger, integrated circuit
- IC2—74HC4040 HCMOS 12-stage binary counter, integrated circuit (optional, see text)

#### RESISTORS

- (All resistors are 1/4-watt, 5% units.)
- R1—10-megohm
- R2—optional, see text

#### ADDITIONAL PARTS AND MATERIALS

- C1, C2—30-pF ceramic-disc capacitor
- J1—BNC female connector (Digi-Key ARFX1063-ND or similar)
- XTAL1—1-10 MHz crystal, see text
- Printed-circuit board or breadboard, wire, battery, etc.

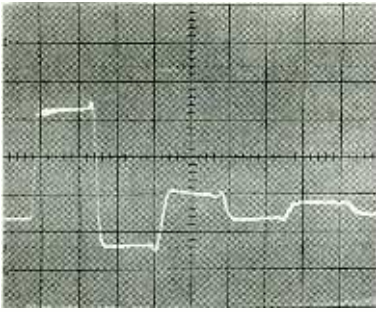


Fig. 7. If you don't use the proper value for R2, the reflected signal will keep echoing back and forth in the cable.

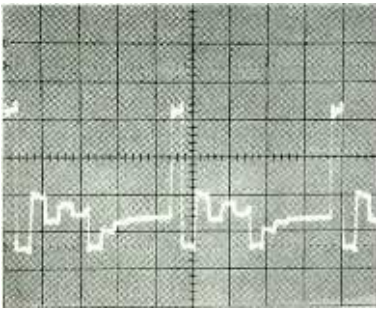


Fig. 8. Multiple echoes and reflections caused by bypassing R2 will mix with the original signal, distorting it badly.

used and the simple carpenter's tape measure used to check the actual length of the cable, the results are surprisingly accurate.

What happens if the end of the cable is shorted instead of left open? The results of that are shown in Fig. 6. Notice that instead of a stair-stepping-up waveform, the waveform steps up, then down. The down step is the result of the wave being reflected off of the shorted end of the cable. An additional change to the setup used for Fig. 6 is that R2 has been bypassed. That means that the signal generator is not matched to the cable, so when the reflected wave comes back it is once more reflected out. That back and forth reflection continues on and on like a pendulum with the waveform getting smaller each time. Additional views showing the reflected waves can be seen in Figs. 7 and 8.

**Practical Applications.** While digging in your yard, you accidentally severed a length of your satellite-TV cable. You had a repairman come out to replace it, but your reception has been terrible since then. The cable in your system is RG-58/U. You suspect that the repairman may have

put in RG-59/U by mistake. How would you use the C.R.T. to diagnose that problem?

To simulate that situation, make up a cable from two 25-foot lengths of RG-58/U cable with a 25-foot length of RG-59/U cable spliced in between them. The overall cable length is 75 feet. Attach the C.R.T. to one end of the cable assembly and watch what




Fig. 9. If there is an impedance mismatch in the cable, the plateau will have an odd "hiccup" as the signal changes speed.

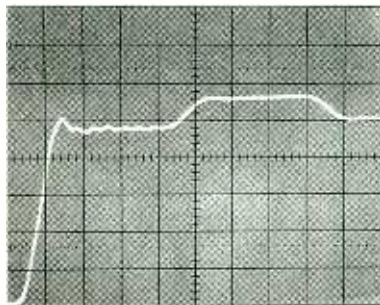


Fig. 10. This magnified view of a mismatched impedance can easily tell us not only how far up the cable the mismatch is, but the length of the offending portion of the cable.

happens on the scope when a squarewave is sent down the cable. The scope in Fig. 9 is set to display one complete cycle of the squarewave that was driving the cable.

The squarewave will initially step up as it travels down the RG-58/U. However, 25-feet later, it hits the RG-59/U. Since RG-59/U has a higher characteristic impedance than RG-58/U, a small positive reflection occurs. That causes the waveform to step up higher. The waveform travels another 25 feet when it hits RG-58/U again. The impedance mismatch (a mirror image of the first mismatch) causes a small negative reflection, which results in the step back down to the val-

ue appropriate for RG-58/U. The waveform continues on to the end of the line, and is then reflected back.

The scope has been set in Fig. 10 to zoom in on the leading edge of the stair-step waveform. If you don't know where the RG-59/U was spliced in, you can easily calculate the location using the length calculations from before. The first part of the waveform is about 4 divisions long. That is the initial length of cable before the splice, which works out to be about 25.9 feet.

The length of the spliced cable causes the short step up, which is also

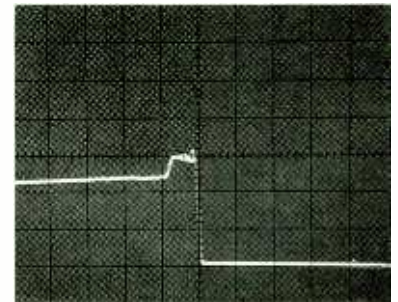


Fig. 11. A step down usually means an impedance mismatch, but the mismatch shown here is a problem of extreme proportions: using the wrong impedance cable! In this test of a computer-network cable, using the wrong type of cable results in garbled data that the interface card cannot read.

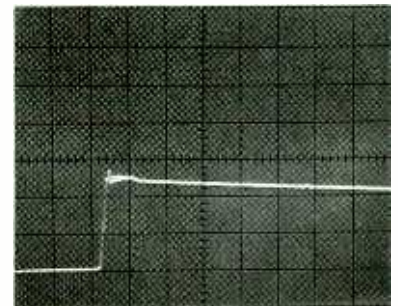


Fig. 12. After the computer-network cable in Fig. 11 is replaced with the proper type, the signal becomes much cleaner. The slow droop in the signal is caused by the capacitor-like quality of the cable: two conductors separated by an insulator.

about 4 divisions long. Since RG-58/U has the same velocity factor as RG-59/U, the same calculations as before can be used, so the length of the spliced cable is also about 25.9 feet.

Don't lose sight, however, of the most important part of that measure-

(Continued on page 68)

# BUILD THIS AUTOMATIC PARTS TRAY

*Here's the software that makes our board-assembly system work, and an optical encoder to make sure it works perfectly.*

JAMES J. BARBARELLO



Last time we built a PC-based stepper-motor controller, and an automated parts-dispensing system called the APT (Automated Parts Tray). This time, we'll present the format of the data file that specifies the parts to use in populating a PC board. Then we'll discuss the software (including a complete listing), and show how to use it to populate a sample PC board—the stepper-motor controller presented last time. As a bonus, we'll provide hardware and software details for adding an optical encoder that will allow your PC to sense when bin 1 of the APT is in place.

**Data File Format.** The APT data file is simply an ASCII text file that lists every part that is to be mounted on a board. The format of the file is shown in Listing 1. (Note: All listings contain line numbers for reference only. If you type a file in, do not enter the line numbers.) Line 1 of the data file provides a description of the board; the description is displayed at the bottom of the screen whenever the APT program is running. Line 2 provides the board's horizontal and vertical dimensions. All dimensions are in inches. Values in the data file should be separated by commas.

Line 3, which contains only a backslash (“\”), says to begin a new part. Following that is one line for every part hole. Each line contains three items: x and y coordinates, and a third value (polarity), which is normally 0, and should be set to 1 for the

key point of a polarized component. For example, the cathode of a diode, pin 1 of an IC, or the positive end of an electrolytic capacitor could be used to help ensure correct part orientation. Each part may have as many as 20 holes. For parts with more than 20 holes (such as a 40-pin IC), simply identify the perimeter holes that define the location and orientation of the part.

After the line of the last hole for the current part comes a line containing only an asterisk (“\*”). The following line contains a comment about the part, such as its name, its value, its placement, etc. The next line contains the bin number, and that completes the first part. The next line contains a backslash, which marks the beginning of the next part.

To see how this works in practice, let's examine a sample data file for the stepper-motor PC board, presented last time. Listing 2 shows an abbrevi-

ated version of the data file, and Fig. 1 shows the foil pattern. To help identify the x and y coordinates of each hole, we have overlaid a 0.1-inch × 0.1-inch grid on the pattern. The positive x direction may be opposite of what you expect. The reason is that the APT program displays things looking down on the component side of the board, but we have only the foil side to work with. You could work with a component side view, in which case x would increase in the positive direction from left to right.

The first set of hole coordinates (lines 4–12) is followed by a comment that indicates those are non-part holes. Typical of that variety would be mounting holes, or holes used for options that are not being installed. Here, the first two sets of coordinates are for the holes where J1 mounts. The last three are for the holes indicated (in the original article) as “Future Optical-Encoder Input,” along with holes for ground and +5 volts. None of those holes will have a part inserted, so the bin number (following the asterisk) is zero. That tells the program to display the holes for reference purposes, but not to consider them as part holes, *i.e.*, not to rotate the parts tray.

As shown in lines 13–27, the first part to be installed is J1. Note that 11 holes are specified, and the last hole is shown as the polarity indicator. That is followed by the asterisk separator, and a comment line. Since J1 is relatively heavy, the comment indicates that it should be obtained from sup-

## LISTING 1

```
1. Board Description (79 characters max)
2. Board Dimensions (x, y)
3. Backslash (\)
4. x,y,p Part1 Hole1(horizontal, vertical,
   polarized (1=yes))
5. x,y,p Part1 Hole2
...
n. x,y,p Part1 Hole n
n+1. * (Asterisk)
n+2. Part Description (79 characters max)
n+3. Bin Number (1--12, or 0 to skip)
n+4. Backslash (\)
n+5. x,y,p Part2 Hole1
...
```

**LISTING 2**

```

001. STEPPER CONTROLLER,
    V951003 - JJB
002. 2.85,2.8
003. \
004. .2,.5,0
005. .2,2.35,0
006. .7,.35,0
007. 2.6,1,0
008. 2.6,1.25,0
009. *
010. Non-Part Holes. Bin 0 means
    skip as a part to be placed.
011. 0
012. \
013. .6,.75,0
014. .5,.8,0
015. .6,.95,0
016. .6,1.05,0
017. .5,1.45,0
018. .6,1.6,0
019. .6,1.73,0
020. .6,1.84,0
021. .5,2,0
022. .6,1.95,0
023. .6,2.07,1
024. *
025. J1 - DB25 Conn, Pin 1 Red.
    GET FROM SUPPLEMENTARY
    BIN A.
026. 1
027. \
    ...
100. .9,.8,0
101. 1.3,.8,0
102. *
103. R7 - 2.2Kohm
104. 2
105. \
    ...
208. 2.6,.75,0
209. *
210. STEPPER MOTOR PHASE A
211. 1
212. \
    ...
228. 2.6,1.3,1
229. 2.65,1.6,0
230. *
231. POWER - RED IS +5V,
    WHITE IS GND
232. 1
232. \
    
```

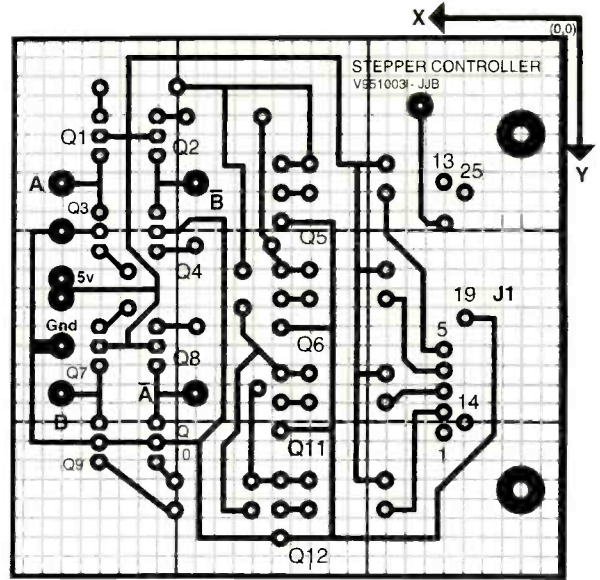


Fig. 1. Here's the foil-side view of the Stepper Motor Controller presented last time. The superimposed grid helps locate component positions accurately.

**LISTING 3**

```

1 REM** STEPPER.BAS (c) 1995 JJ Barbarello,
    Manalapan, NJ (908) 536-5499
2 REM** V951013
3 DEF SEG = 64
4 DEFINT A: DIM a(4), h(500, 1), p(20, 1), comment$(500), bin(500)
5 abinold = 1: ainit = 12: OUT add, ainit
6 a(1) = 5: a(2) = 3: a(3) = 10: a(4) = 12
7 add = 888
8 OPEN "stepper.fil" FOR INPUT AS #1
9 LINE INPUT #1, file$: CLOSE 1
10 OPEN file$ FOR INPUT AS #1
11 LINE INPUT #1, title$
12 LINE INPUT #1, boardsize$
13 h(0, 0) = VAL(boardsize$)
14 comma = INSTR(boardsize$, ",")
15 h(0, 1) = VAL(MID$(boardsize$, comma + 1, 20))
16 REM** READ SIZE OF PCB AND LOCATION OF HOLES
17 ctr1 = 1
18 WHILE NOT EOF(1)
19 LINE INPUT #1, a$: B$ = LEFT$(a$, 1)
20 SELECT CASE B$
21 CASE "0" TO "9", " "
22 h(ctr1, 0) = VAL(a$)
23 comma1 = INSTR(a$, ",")
24 h(ctr1, 1) = VAL(MID$(a$, comma1 + 1, 20))
25 ctr1 = ctr1 + 1
26 CASE IS = ""
27 LINE INPUT #1, a$
28 comment$ = a$
29 LINE INPUT #1, a$
30 bin = VAL(a$)
31 CASE IS = " "
32 CASE ELSE
33 END SELECT
34 WEND
35 REM** CLOSE & RE-OPEN FILE, DUMMY READ INITIAL DATA
36 CLOSE 1
37 OPEN file$ FOR INPUT AS #1
38 LINE INPUT #1, title$
39 LINE INPUT #1, boardsize$
40 LINE INPUT #1, backslash$
41 REM** CALCULATE SCALE FACTORS FOR PCB DISPLAY
42 IF (h(0, 1) + 2) > h(0, 0) THEN
43 ystep = 28 / h(0, 1)
    
```

```

44 xstep = ystep * 7 / 5
45 adjust1:
46 IF (xstep * h(0, 0) * 10 > 540) OR (ystep * h(0, 1) * 10 > 280) THEN
47 ystep = ystep - .1: xstep = ystep * 7 / 5: GOTO adjust1
48 END IF
49 ELSE
50 xstep = 56 / h(0, 0)
51 ystep = xstep * .68
52 adjust2:
53 IF (xstep * h(0, 0) * 10 > 540) OR (ystep * h(0, 1) * 10 > 280) THEN
54 xstep = xstep - .1: ystep = xstep * .68: GOTO adjust2
55 END IF
56 END IF
57 REM** START-UP SCREEN
58 SCREEN 9: CLS
59 LINE (3, 3)-(630, 335), 7, B: LINE (5, 5)-(627, 333), 7, B
60 LINE (230, 30)-(386, 65), 15, B
61 LOCATE 4, 35: COLOR 15, 9: PRINT "APT SYSTEM"
62 PAINT (235, 35), 9, 15: LOCATE 6, 18: COLOR 7, 1
63 PRINT "(c) 1995, JJ Barbarello, Manalapan, NJ 07726"
64 LOCATE 7, 33: PRINT "(908) 536-5499": COLOR 15, 1
65 LOCATE 13, 20: PRINT "Position Tray at Bin 1,
    then press Enter...";
66 OUT add, ainit
67 a$ = INPUT$(1)
68 REM** WORK SCREEN
69 CLS
70 LINE (1, 1)-(630, 293), 3, BF
71 LINE (1, 1)-(630, 293), 7, B
72 LINE (1, 322)-(630, 334), 3, BF
73 LINE (1, 322)-(630, 334), 7, B
74 titleoffset = (80 - LEN(title$)) / 2
75 LOCATE 25, titleoffset: COLOR 8, 0: PRINT title$: : COLOR 15, 0
76 REM** CALCULATE WORKING VARIABLES & DISPLAY PCB
77 x = h(0, 0) * 10 * xstep: y = h(0, 1) * 10 * ystep
78 xoffset = (620 - x) / 2: yoffset = (292 - y) / 2
79 LINE (xoffset - 4, yoffset - 2)-(xoffset + x + 4, yoffset + y + 8), 8, BF
80 FOR i = xoffset TO xstep * h(0, 0) * 10 + xoffset STEP xstep
81 FOR j = yoffset TO ystep * h(0, 1) * 10 + 2 + yoffset STEP ystep
82 PSET (i, j), 12
83 NEXT j
84 NEXT i
85 FOR i = 1 TO ctr1 - 1
86 CIRCLE (h(i, 0) * 10 * xstep + xoffset, h(i, 1) * 10 * ystep + yoffset), 1, 14
87 NEXT i
88 REM** READ PART LOCATION DATA FROM FILE AND DISPLAY
    
```

plementary bin A. However, the bin identifier is cited as 1. There's still no need to move the tray.

Bin 1 contains the 100-ohm resistors. When we need a new value (R7, 2.2K, lines 100–105), note that the bin number increases to "2." Parts identification continues until it's time to attach the stepper-motor wires (lines 208–212). Here, only a single hole is identified, and the tray stays "parked" at bin 1. The file ends with the power connections (lines 228–232).

**The APT Software.** Now let's see how the software puts the data file to use. The program, STEPPER.BAS, is shown in Listing 3. (Line numbers are included for reference only. They must not be included in the run-time file). Lines 8 and 9 open a one-line file called STEPPER.FIL. That file contains the name of the text file that contains

the PC-board data. You can create the file using any text editor or from a DOS command line as follows:

```
C:APT>copy con stepper.fil
<Enter>
datafile.txt <Enter>
<Ctrl> <Z> <Enter>
C:APT>
```

In the above, replace "datafile.txt" with the name of the file with the PC-board data that you created. The term <Enter> means press the Enter key. <Ctrl> <Z> means press and hold the CTRL key while you press the Z key.

The program then opens the PC-board data file and reads all the component location information (lines 10–40). The program uses that information to calculate the scale at which the PC board will be displayed (42–56). The next step is to display

basic program information (57–75). Lines 77–87 then display the PC board. Note that the program runs in screen mode 9 (see line 58), which is a screen resolution of 640 × 350. Nearly all EGA, VGA, and SVGA adapters support that mode, but earlier adapters do not, so don't plan on using that old 8088-based PC you have lying around for this project unless it has an appropriate video adapter.

Next, the program (lines 89–125) displays the holes associated with each part, calling subroutine HWCONTROL (from 113) to position the APT tray at the designated bin.

**HWCONTROL.** The purpose of HWCONTROL is to find the shortest route between the current and the next bin positions, and then move the tray to the new position.

HWCONTROL actually does three

```
89 hole = 1: partno = 1
90 WHILE NOT EOF(1)
91 LINE INPUT #1, a$: B$ = LEFT$(a$, 1)
92 SELECT CASE B$
93 CASE "0" TO "9", ".":
94 x = VAL(a$)
95 comma1 = INSTR(a$, ".")
96 comma2 = INSTR(comma1 + 1, a$, ".")
97 y = VAL(MID$(a$, comma1 + 1, comma2 - comma1 + 1))
98 positive = VAL(MID$(a$, comma2 + 1, LEN(a$) - comma2))
99 x = x * 10 * xstep + xoffset: y = y * 10 * ystep + yoffset
100 p(hole, 0) = x: p(hole, 1) = y: hole = hole + 1
101 IF positive = 1 THEN highlight = 12 ELSE highlight = 15
102 CIRCLE (x, y), 3, highlight
103 PAINT (x, y), highlight, highlight
104 CASE IS = ""
105 LINE INPUT #1, a$
106 comment$ = a$
107 LINE INPUT #1, a$
108 bin = VAL(a$)
109 LOCATE 22, 1: PRINT SPACE$(79);
110 LOCATE 23, 1: PRINT SPACE$(79);
111 LOCATE 22, 1: PRINT comment$
112 LOCATE 23, 1: COLOR 7, 0: PRINT "Part"; partno; "in BIN:"; bin:
    COLOR 15, 0
113 IF bin > 0 THEN GOSUB hwcontrol: a$ = INPUT$(1)
114 FOR i = 1 TO hole - 1
115 CIRCLE (p(i, 0), p(i, 1)), 3, 10
116 PAINT (p(i, 0), p(i, 1)), 8, 10
117 CIRCLE (p(i, 0), p(i, 1)), 3, 8
118 CIRCLE (p(i, 0), p(i, 1)), 1, 14
119 NEXT i
120 hole = 1
121 CASE IS = "\":
122 IF bin > 0 THEN partno = partno + 1
123 CASE ELSE
124 END SELECT
125 WEND
126 SOUND 600, 1: SOUND 875, 2: SOUND 800, 2
127 bin = 1: GOSUB hwcontrol
128 SCREEN 0: CLS : LOCATE 10, 38: PRINT "Done"
129 LOCATE 18, 1
130 END
131 .....
132 REM** SUBROUTINE HWCONTROL
133 hwcontrol:
134 abin = bin
135 IF abin < 1 OR abin > 12 THEN ERROR 5
136 abin2 = abin
137 IF abin2 < abinold THEN abin2 = abin2 + 12
138 astepts = abin2 - abinold
139 SELECT CASE astepts
140 CASE 1 TO 6
141 lo = 1: hi = 4: steps = 1
142 CASE IS > 6
143 lo = 4: hi = 1: steps = -1: astepts = 12 - astepts
144 CASE IS < 0
145 lo = 4: hi = 1: steps = -1: astepts = -astepts
146 CASE ELSE
147 SOUND 675, 1: SOUND 500, 1
148 RETURN
149 END SELECT
150 OUT add, ainit
151 binold = abinold
152 FOR i = 1 TO astepts
153 FOR j = lo TO hi STEP steps
154 OUT add, a(j)
155 IF i > 1 AND i < astepts THEN delay = .075 ELSE delay = .125
156 START! = TIMER
157 WHILE (TIMER - START!) < delay: WEND
158 NEXT j
159 binold = binold + steps
160 SELECT CASE binold
161 CASE IS = 0
162 binold = 12
163 CASE IS = 13
164 binold = 1
165 CASE ELSE
166 END SELECT
167 NEXT i
168 IF steps = -1 THEN
169 OUT add, a(lo)
170 ainit = a(lo)
171 ELSE
172 ainit = a(hi)
173 END IF
174 START! = TIMER
175 WHILE (TIMER - START!) < 1: WEND
176 OUT add, 0
177 abinold = abin
178 SOUND 500, 1: SOUND 675, 1
179 RETURN
```

**TABLE 1—MOTION CONTROL SEQUENCE**

Step	A(5)	B*(4)	B(3)	A*(2)	Decimal
1	1	0	1	0	10
2	0	0	1	1	3
3	0	1	0	1	5
4	1	1	0	0	12

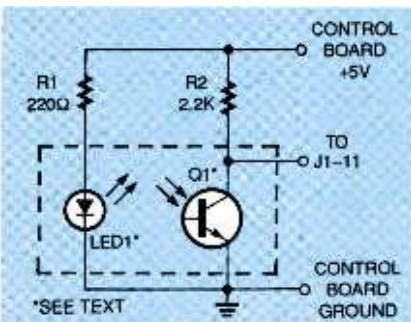


Fig. 2. The optical encoder consists of little more than an IR emitter and detector.

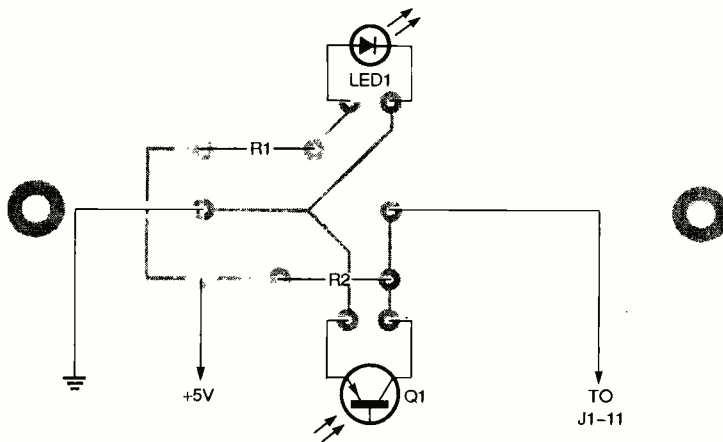


Fig. 3. Mount all components for the optical encoder board as shown here. Note that though shown off board, LED1 and Q1 are mounted as discussed in the text.

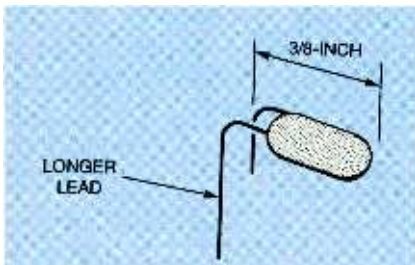


Fig. 4. Bend the leads of LED1 and Q1 to keep the bodies of those devices about a half-inch above the PC board.

things: It decides whether to move the tray, decides how to move the tray, and actually moves the tray. Table 1 shows the motion-control sequence. By performing steps 1–4 sequentially, the tray rotates clockwise (CW). By performing the sequence backward (4–1), the tray rotates counterclockwise (CCW).

Line 134 saves the bin number to a temporary variable (abin). Line 135 ensures that a valid bin number is being processed. Line 136 creates another copy (abin2) of the current bin number. Then, if the value of the new bin is less than the value of the last bin (i.e., the current tray position), line 137 adds 12 to abin2. To understand why, let's look at an example.

If we are at bin 6 (abinold = 6) and we want to go to bin 4 (abin2 = 4) we want to go backward two positions. So, adding 12 to abin2 gives 16. The

number of steps is thus  $16 - 6 = 10$ .

Now look at the SELECT CASE routine (139–149). If the number of steps we need to take is between one and six, we simply set up to rotate clockwise (CW) the specified number of steps. If we need to go more than six steps, we set up to go counterclockwise (CCW). Likewise, if the number of steps is less than zero, we also set up to go CCW.

In our example, line 143 does three things. First, it sets variable lo to 4 and hi to 1. Second, it sets the stepping value to  $-1$ , so the For-Next loop will count backward. The result of the first two steps is CCW rotation. Third, it subtracts the current astep value (which is 10) from 12 to arrive at 2. As a result, the tray will move two steps CCW, from bin 6 to bin 4.

To continue the example, assume

we now want to move to bin 7. Line 137 does not come into play, since 7 is greater than 4. Line 138 calculates the difference as 3, which is handled in lines 140–141. The result is CW rotation, so the tray moves CW three positions to bin 7.

It's also worth pointing out that if the number of steps needed to change bins is zero, the CASE ELSE statement takes effect, so the routine returns without performing any action. That's important to remember when building the data file, since sequencing parts with identical values speeds up the assembly process.

All that's left now is to perform the actual motion. Line 150 outputs a decimal 12, which is always the start of the movement sequence. Then the For-Next loop (153–158) cycles through the four steps. Lines 155–157 provide a variable delay that allows the motor time to spin up the first time through the loop. Subsequently, a shorter delay suffices, thus speeding movement.

Lines 174–175 provide a one-second delay, after which line 176 sends a value of zero. The delay keeps the stepper energized to ensure that it

### PARTS LIST FOR THE OPTICAL ENCODER

- Q1—Infrared detector, 940nm, T1 case (Jameco I12176 or equivalent)
  - LED1—Infrared LED diode, T1 case (Jameco I12150 or equivalent)
  - R1—220 ohms, ¼-watt, 5% resistor
  - R2—2200 ohms, ¼-watt, 5% resistor
- Poster board, PC board, wire, mounting hardware, etc.

**NOTE:** The following are available from James J. Barbarello, 817 Tennent Road, Manalapan, NJ 07726. PC Board: APT-PC (\$12.00). Software including source and executable code for all software in the series, sample data files, and an enhanced version of the APT software (including the optical encoder application): APT-S (\$12.00). All prices include shipping. International orders add \$5.00 (U.S. funds only). NJ residents must add sales tax. The author will accept phone calls 6–8:00 PM EST, Monday through Friday ONLY (Tel: 908-536-5499). The author will gladly answer written questions if accompanied by a self-addressed stamped envelope.



## NEW PRODUCTS

*continued from page 22*

handheld, professional-quality digital multimeters that offer the benchtop features used for today's complex electrical and electronic system diagnostics and troubleshooting. The AM-90 is an average-sensing DMM. The AM-91 offers true RMS AC measurements and a backlit LCD readout.



CIRCLE 22 ON FREE INFORMATION CARD

Both meters feature dual-display LCDs that allow the user to view two variables at the same time. Measuring functions include DC voltage, adaptor input, frequency, duty cycle, resistance, capacitance, continuity test, conductance, diode test, DC and AC current. The Model AM-91 adds duty-cycle and dBm measurements, as well as a true-RMS AC+DC mode with a 20-kHz bandwidth that gives you accurate readings for non-sinusoidal waveforms.

Pushbutton functions include a 4000-count fast-measuring mode, a 40,000-count high-resolution slow-measuring mode, data hold, a 41-segment bar graph that updates 128 times per second, auto polarity, data store and recall, relative zero mode, relative percentage change mode, relative per unit mode, and three min/max/avg modes, as well as secondary function selection. The AM-91 also offers a dBm reference impedances selection.

Each DMM is housed inside a gasket-sealed, heavy-duty casing made of a high-impact, fire-retardant material that keeps out dirt, grease, oil, and moisture. Each comes with a rubber holster, test leads with alligator adapter clips, a 9-volt battery, and an instruction manual.


The Models AM-90 and AM-91 have list prices of \$249.85 and \$299.85, respectively.

## AMPROBE INSTRUMENTS

630 Merrick Road  
Lynbrook, NY 11563  
Tel: 516-593-5600  
Fax: 516-593-5682

## Satellite-TV Power Controller And Surge Protector

Electrical problems on the power, satellite-dish, cable, and telephone lines—due to environmental disturbances, problems in the power-distribution system, and poor or aging



CIRCLE 23 ON FREE INFORMATION CARD

wiring—can create problems and degrade satellite home-entertainment system components. According to its manufacturer *continued on page 82*

# AT \$299.95, NO OTHER DESIGN WORKSTATION GIVES YOU SO MUCH FOR SO LITTLE.



Large Breadboarding area  
holds 24 ICS  
...2,500 tie points with  
Life Time Guarantee!

Function Generator  
...sine/square/triangle  
...plus TTL

UL-CSA  
Approved



Triple Power Supply  
...+5V fixed, plus  
two variable 5-15V

8 TTL Logic  
Probe Indicators

Audio Speaker

Two Digital  
Pulsers

Two BNC Connectors  
for oscilloscopes  
and counters

Here's PB-503, the total design workstation. It has everything! Instrumentation, including a function generator with continuously variable sine/square/triangle wave forms—plus TTL pulses. Breadboards with 8 logic probe circuits.

And a Triple Power Supply with fixed 5VDC, plus two variable outputs (+5 to 15VDC and -5 to 15VDC). Throw-in 8 TTL compatible LED indicators, switches, pulsers,

potentiometers, audio experimentation speaker...plus a lifetime guarantee on all breadboarding sockets! You have everything you need right there in front of you! PB-503—one super test station for under \$300! Order yours today!!

Remainder  
of trainer has  
a 2 YEAR warranty

OVER \$600 WORTH  
OF WORLD CLASS  
TEST EQUIPMENT  
FOR UNDER \$300!

  
**GLOBAL  
SPECIALTIES**



Can't Wait! Call Toll-Free  
**1-800-572-1028**

70 Fulton Terrace, New Haven, CT 06512  
(203) 466-6103 • Fax: (203) 468-0060

an  
Interplex  
Industries  
company

CIRCLE 122 ON FREE INFORMATION CARD

# Solving Linear Equations, Induction Heating, and More

**T**HERE SURE WAS A LOT OF EMAIL OVER OUR SIMPLIFIED TRISAMP DIGITAL-FILTER STORY FROM LAST MONTH. THOSE DIGITAL FILTERS CONTINUE TO AMAZE ME. PROPERLY USED, DIGITAL FILTERS CAN COMPLETELY BLOW AWAY ALL OLDER

analog designs. With digital technology, it is trivially easy to make a "gentle" filter with a slope of, say, two-decibels-per-octave for high-end audio enthusiasts. Or a "violent" filter that easily provides stop-band slopes of hundreds of decibels-per-octave, which, to the signal, gives the effect of hitting a brick wall. And the filters will provide both "perfect" tuning and "distortionless" phasing.

At any rate, a lot of you asked for extra details on a "real" digital-filter design. I guess we can attack this in a future column. But first, we will need to explore certain math topics.

## Linear Equations

The key to any digital filter design is finding coefficients. Hopefully, you find what you want in a book or an applications note. If not, you start with a pile of equations that describe the amplitudes and frequencies you desire. Then you solve the equations to find your coefficients. The tricky part is that you will typically be solving for lots of frequencies and amplitudes. The math usually involves linear equations. Such as:

$$\begin{aligned}x - 3y &= 9 \\x + 2y &= -1\end{aligned}$$

That is one example of a pair of linear algebraic equations. The idea here is to find the value or values of  $x$  and  $y$  that makes both equations true. The solution in this relatively simple example is  $x = 3$

and  $y = -2$ . It can be found in a number of different ways. You could subtract the second equation from the first, leaving one equation in  $y$ . Or solve the first equation for  $x$  and substitute its value into the second.

The system is linear because the only power of  $x$  or  $y$  involved is the first. When the number of equations equals the number of unknowns, you can usually find all the unknowns.

Often, you'd expect one solution for  $x$  and  $y$ , but in special cases, there can be zero or many solutions.

You could evaluate these oddball cases by graphing your equation as a pair of straight lines. If the lines cross only one time, you have one solution. If the lines are parallel, you have no solution. And if the lines extend into one longer

A pile of numbers is called a *matrix*. A matrix is *two dimensional* if it can be arranged into rows and columns. A matrix is *square* if the number of rows equal the number of columns. Math that takes a pile of numbers and creates a new number or pile of numbers is called a *matrix operator*.

One popular matrix operator is called a *determinant*. A determinant takes a pile of numbers and calculates *one* new number from that pile.

The determinant for a 2X2 matrix is the difference of the cross product of its diagonals...

$$\begin{vmatrix} a & b \\ c & d \end{vmatrix} = ad - bc$$

Higher order determinants are found by *reducing* them. A selected row and column is crossed out, leaving a *subdeterminant*. The value at the crossout is multiplied by the subdeterminant. Note that signs alternate across the row as the products are summed. Here is how a 3X3 is reduced...

$$\begin{vmatrix} a & b & c \\ d & e & f \\ g & h & i \end{vmatrix} = a \begin{vmatrix} e & f \\ h & i \end{vmatrix} - b \begin{vmatrix} d & f \\ g & i \end{vmatrix} + c \begin{vmatrix} d & e \\ g & h \end{vmatrix}$$

The process continues for higher orders. Such as this 4X4...

$$\begin{vmatrix} a & b & c & d \\ e & f & g & h \\ i & j & k & l \\ m & n & o & p \end{vmatrix} = a \begin{vmatrix} f & g & h \\ j & k & l \\ n & o & p \end{vmatrix} - b \begin{vmatrix} e & g & h \\ i & k & l \\ m & o & p \end{vmatrix} + c \begin{vmatrix} e & f & h \\ i & j & l \\ m & n & p \end{vmatrix} - d \begin{vmatrix} e & f & g \\ i & j & k \\ m & n & o \end{vmatrix}$$

FIG. 1—DETERMINANTS ARE A POWERFUL method for solving complex linear equations such as those needed for digital-filter designs.

**new from  
DON LANCASTER**

**ACTIVE FILTER COOKBOOK**

The sixteenth (!) printing of Don's bible on analog op-amp lowpass, bandpass, and highpass active filters. De-mystified instant designs. **\$28.50**

**CMOS AND TTL COOKBOOKS**

Millions of copies in print worldwide. THE two books for digital integrated circuit fundamentals. About as hands-on as you can get. **\$28.50 each.**

**INCREDIBLE SECRET  
MONEY MACHINE II**

Updated 2nd edition of Don's classic on setting up your own technical or craft venture. **\$18.50**

**LANCASTER CLASSICS LIBRARY**

Don's best early stuff at a bargain price. Includes the CMOS Cookbook, The TTL Cookbook, Active Filter Cookbook, PostScript video, Case Against Patents, Incredible Secret Money Machine II, and Hardware Hacker II reprints. **\$119.50**

**LOTS OF OTHER GOODIES**

- Ask the Guru I or II or III ..... \$24.50
- Hardware Hacker II, III or IV ..... \$24.50
- Micro Cookbook I ..... \$19.50
- PostScript Beginner Stuff ..... \$29.50
- PostScript Show and Tell ..... \$29.50
- Intro to PostScript Video ..... \$29.50
- PostScript Reference II ..... \$34.50
- PostScript Tutorial/Cookbook ..... \$22.50
- PostScript by Example ..... \$32.50
- Understanding PS Programming ..... \$29.50
- PostScript: A Visual Approach ..... \$22.50
- PostScript Program Design ..... \$24.50
- Thinking in PostScript ..... \$22.50
- LaserWriter Reference ..... \$19.50
- Type 1 Font Format ..... \$16.50
- Acrobat Reference ..... \$24.50
- Whole works (all PostScript) ..... \$380.00
- Synergetics Surplus Catalog ..... **FREE**
- Technical Insider Secrets ..... **FREE**

**POSTSCRIPT SECRETS**

A Book/Disk combination crammed full of free fonts, insider resources, utilities, publications, workarounds, fontgrabbing, more. For most any PostScript printer. Mac or PC format. **\$29.50**

**BOOK-ON-DEMAND PUB KIT**

Ongoing details on Book-on-demand publishing, a new method of producing books only when and as ordered. Reprints, sources, samples. **\$39.50**

**THE CASE AGAINST PATENTS**

For most individuals, patents are virtually certain to result in a net loss of sanity, energy, time, and money. This reprint set shows you Don's tested and proven real-world alternatives. **28.50**

**BLATANT OPPORTUNIST I**

The reprints from all Don's Midnight Engineering columns. Includes a broad range of real world, proven coverage on small scale technical startup ventures. Stuff you can use right now. **\$24.50**

**RESOURCE BIN I**

A complete collection of all Don's Nuts & Volts columns to date, including a new index and his master names and numbers list. **\$24.50**

**FREE SAMPLES**

Check Don's Guru's Lair at <http://www.tinaja.com> for interactive catalogs and online samples of Don's unique products. Searchable reprints and reference resources, too. Tech help, hot links to cool sites, consultants. email: [don@tinaja.com](mailto:don@tinaja.com)

FREE US VOICE HELPLINE VISA / MC

**SYNERGETICS**  
Box 809-NV  
Thatcher, AZ 85552  
(520) 428-4073

CIRCLE 205 ON FREE INFORMATION CARD

Consider this set of four linear equations in four unknowns...

$$\begin{aligned} 3w - 2x + 1y + 4z &= -9 \\ 4w + 4x - 6y + 9z &= 1 \\ 2w - 2x + 1y + 4z &= 6 \\ 5w + 4x - 3y - 7z &= -3 \end{aligned}$$

Make a 4x4 system determinant out of the numbers in front of the variables. Then make four variable determinants by selectively substituting the right side result in each w, x, y, or z column. Then divide variable by system...

$$w = \frac{\begin{vmatrix} -9 & -2 & 1 & 4 \\ 1 & 4 & -6 & 9 \\ 6 & -2 & 1 & 4 \\ -3 & 4 & -3 & -7 \end{vmatrix}}{\begin{vmatrix} 3 & -2 & 1 & 4 \\ 4 & 4 & -6 & 9 \\ 2 & -2 & 1 & 4 \\ 5 & 4 & -3 & -7 \end{vmatrix}} \quad x = \frac{\begin{vmatrix} 3 & -9 & 1 & 4 \\ 4 & 1 & -6 & 9 \\ 2 & 6 & 1 & 4 \\ 5 & -3 & -3 & -7 \end{vmatrix}}{\begin{vmatrix} 3 & -2 & 1 & 4 \\ 4 & 4 & -6 & 9 \\ 2 & -2 & 1 & 4 \\ 5 & 4 & -3 & -7 \end{vmatrix}}$$

$$y = \frac{\begin{vmatrix} 3 & -2 & -9 & 4 \\ 4 & 4 & 1 & 9 \\ 2 & -2 & 6 & 4 \\ 5 & 4 & -3 & -7 \end{vmatrix}}{\begin{vmatrix} 3 & -2 & 1 & 4 \\ 4 & 4 & -6 & 9 \\ 2 & -2 & 1 & 4 \\ 5 & 4 & -3 & -7 \end{vmatrix}} \quad z = \frac{\begin{vmatrix} 3 & -2 & 1 & -9 \\ 4 & 4 & -6 & 1 \\ 2 & -2 & 1 & 6 \\ 5 & 4 & -3 & -3 \end{vmatrix}}{\begin{vmatrix} 3 & -2 & 1 & 4 \\ 4 & 4 & -6 & 9 \\ 2 & -2 & 1 & 4 \\ 5 & 4 & -3 & -7 \end{vmatrix}}$$

FIG. 2—THIS EXAMPLE SHOWS how determinants are used to solve a system of four linear equations with four unknowns.

line, you will have an infinite number of solutions.

In a digital filter, you might want to solve ten linear equations for ten amplitudes at ten frequencies. While you can still solve your first equation for one variable, plug that into the second, plug that solution into the third, and so on, that "Gaussian" elimination gets ugly in a hurry. Instead, we can turn to a super elegant (though obscure and awful-sounding) process. Let's look at that next.

**Determinants**

When mathematicians face a messy number problem, often they'll start working with entire piles of numbers instead. A pile of numbers is called a matrix. A matrix arranged into rows and columns is two dimensional. And those having an identical number of rows and columns are square.

A matrix operator takes one pile of numbers and generates a new pile of numbers from it following some rule or set of rules. Matrix operators are often dumb-witted, orderly, and very repetitive. One extremely important matrix

operator is known as a determinant. Determinants excel at ridiculously simplifying the solution of high-order linear equations. Consider the following 2 x 2 square matrix:

$$\begin{vmatrix} a & b \\ c & d \end{vmatrix}$$

Its determinant is found when you multiply the diagonals together and subtract them

$$D = ad - bc$$

A determinant for a larger square matrix is found per all the details in Fig. 1. For example, a 3 x 3 determinant:

$$\begin{vmatrix} a & b & c \\ d & e & f \\ g & h & i \end{vmatrix}$$

will evaluate as follows:

$$D = a(ei - fh) - b(di - fg) + c(dh - eg)$$

The game can continue for larger **73**

1. Avoid long floating point multiply times. Use a newer microprocessor, a DSP chip, or consider adding a math coprocessor.
2. Brute force your 4X4 code. This can reduce the overhead on your critical innermost timing loop.
3. Force zeros in all but one top row entry by using an obscure rule that says "A determinant remains unchanged if any row is added to another row multiplied by a constant". There is no need to evaluate a subdeterminant if it is only going to get multiplied by zero in the next step. Like so...

$$\begin{vmatrix} a & b & c \\ d & e & f \\ g & h & i \end{vmatrix} = \begin{vmatrix} a+Kg & b+Kh & c+Ki \\ d & e & f \\ g & h & i \end{vmatrix}$$

First, let constant  $K1 = -b/h$  so that  $b+Kh = 0$ . Substitute these new values into your determinant. Then let a new constant  $K2 = -c/i$ . Substitute again. This leaves you with zeros in the "b" and "c" column positions. Thus, only the "a" subdeterminant needs evaluated. Speedup is substantial.

4. Solve the highest order equations for only one variable. Then substitute this into a lesser solution. For instance, suppose we want to solve...

$$\begin{aligned} aw + bx + cy + dz &= J \\ ew + fx + gy + hz &= K \\ iw + jx + ky + lz &= L \\ mw + nx + oy + pz &= M \end{aligned}$$

Solve this 4X4 linear equation *only* for  $w$ . Since variable  $w$  is now known, we can call it *constant*  $W$ . And combine it with constants  $J$  through  $M$ . Leaving this much faster solving set of 3X3 equations...

$$\begin{aligned} fx + gy + hz &= K - We \\ jx + ky + lz &= L - Wi \\ nx + oy + pz &= M - Wm \end{aligned}$$

**FIG. 3**—TO KEEP COMPUTATION TIMES from getting out of hand, these speed-up tricks are used in the author's LINAREQ.PS utility.

determinants. Find a value in some row and column. Find the subdeterminant that is left when you strike out the row and the column of that value. Evaluate your subdeterminant and multiply by that value. Be sure to alternate the sign when you continue across (or down) your chosen row or column.

A determinant is just a series of multiplications and additions that accept a square matrix and determine a single numeric from its rows and columns.

Now for the neat part. Figure 2 shows us how determinants can solve linear equations. Such as:

$$\begin{aligned} Ax + By + Cz &= J \\ Dx + Ey + Fz &= K \\ Gx + Hy + Iz &= L \end{aligned}$$

Assume we know constants  $A$  through  $L$  and want to find unknowns  $x$ ,  $y$ , and  $z$ . The system determinant is found using elements  $A$  through  $I$ . Your  $x$  determinant can be found by substituting for  $J$ ,  $K$ , and

$L$  in the  $x$  column positions. Your  $y$  determinant is similarly found by substituting  $J$ ,  $K$ , and  $L$  in the  $y$  column. And the same is done for  $z$ .

Our messy linear equations then simply becomes:

$$\begin{aligned} x &= (x\text{det})/(\text{sysdet}) \\ y &= (y\text{det})/(\text{sysdet}) \\ z &= (z\text{det})/(\text{sysdet}) \end{aligned}$$

All you are doing here is simple multiplications and additions, followed by a single division for each variable. Note that whenever the system determinant is zero, the equations blow up, and you have no solutions at all. In other words, an indeterminate determinate.

Additional details on determinants can be found in almost any advanced algebra textbook.

### Faster! Faster!

With PostScript, you can easily do an  $8 \times 8$  determinant in 70 millisec-

onds or less. Directly solving an  $8 \times 8$  linear equation will take nine times as long. One determinant is used as the system denominator; eight for the variables.

Call the  $8 \times 8$  determinant time  $t$ . If you blindly go to a  $9 \times 9$  solution, you will need  $9t$  for the determinant. And  $10 \times 9 = 90t$  for the full solution. Thus, solving the raw  $9 \times 9$  would take 10 times as long. A  $10 \times 10$  would take  $10 \times 11 = 110$  times as long, and so on. As you can see, things quickly can get way out of hand.

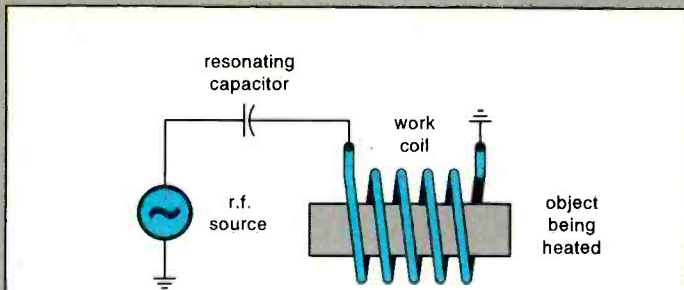
So, we'll think smarter instead of harder. Figure 3 shows us some handy speedup tricks. Those get real important when dealing with anything above  $8 \times 8$ .

First and foremost, use a computer system that does not take forever to do some floating-point multiplications. Any newer microprocessor, any DSP, or a math coprocessor should help bunches. Second, brute-force linear code your  $4 \times 4$ . Instead of using four  $3 \times 3$ s that call  $12 \times 2$ s. That reduces the overhead on your innermost (and most often called) service loop.

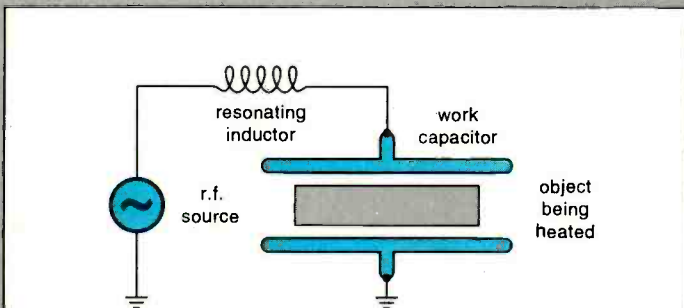
Third is the real biggie. There's a sneaky and off-the-wall rule that tells us: A determinant stays unchanged if you replace the value in a row with itself added to a constant multiplied by the value. Use that rule to force zeros as there is no need to solve any subdeterminant if you are just going to multiply it by zero in the next step. Therefore, if you force zeros first, an  $8 \times 8$  determinant only has to calculate one  $7 \times 7$ , not eight of them.

Similarly, we know a full  $9 \times 9$  is going to take much longer than an  $8 \times 8$ . So why not use the  $9 \times 9$  to solve for only one variable? Then substitute that one variable value back into the eight remaining equations and solve a faster  $8 \times 8$ . That last trick lets you find a  $9 \times 9$  in 1.2 times that of an  $8 \times 8$ . You can do a PostScript  $10 \times 10$  determinant in 2.1 seconds.

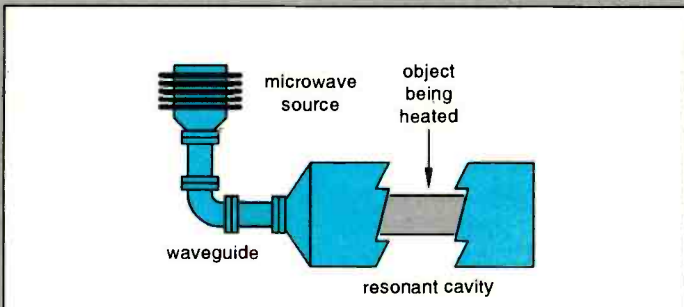
The speedup details can be a tad system specific. You have to take into account system overhead versus multiplication times and so on. And a few new divisions may be needed. Thus, linear coding a  $5 \times 5$  or zero forcing a  $6 \times 6$  may or may not help you much, and could actually slow you down. But those speedup tricks certainly help a lot for larger matrices. I've posted my PostScript code for all this as file LINEAREQ.PS to my [www.tinaja.com](http://www.tinaja.com).



(A) With an induction heater, energy is inductively coupled to a fairly conductive load. Energy is linked by the magnetic "H" field.



(B) With a dielectric heater, energy is electrically coupled to a fairly non-conductive load. Energy is linked by the electric "E" field.



(C) In a microwave oven, energy is coupled by both the "E" and the "H" fields. Depending upon load conductivity and position.

**FIG. 4—**HERE ARE THREE approaches that could be used for induction heating using radio frequencies.

## Induction Heating

Considering that this topic is something of an arcane backwater, I've sure gotten a lot of calls about it. In brief, most induction heaters are really nothing more than a transformer with a shorted turn. A long time ago, someone noticed that transformer and coil cores sometimes got painfully warm. They then decided to try and do that on purpose, and the rest is history.

An induction heater places a fairly conductive object inside a resonant coil. Radio-frequency energy routed through

the coil gets transferred by induction to the conductive object, heating it.

A non-magnetic conductor heats by way of the eddy effect. Magnetic conductors heat through an additional hysteresis loss. Either way, energy is mostly transferred by the magnetic, or the "H" field.

Induction heating is most popular with iron or steel objects. But nearly any lossy but otherwise fairly strong conductor can work.

Somewhat related are dielectric heaters. A dielectric heater places an object that is only somewhat lossy between the

plates of a resonating capacitor. Radio-frequency energy is transferred by dielectric coupling to the object. Energy is transferred by the electric or "E" field.

Dielectric heating works best with glues, or similar lossy but otherwise fairly good insulators. Those conductive capacitor plates can also optionally apply pressure.

A microwave oven can be both an induction heater and dielectric heater. The target is put inside a waveguide or cavity. Energy can be transferred using either or both fields. Unfortunately, due to mismatch and reflected power, the magnetron in the oven blows up when you try actually using the induction part of the field by putting any metal inside.

I've shown three radio-frequency heating approaches in Fig. 4. The advantages of induction or dielectric heating are that you'll heat only the object, not the environment. You exactly control the temperature and its rate of heating or cooling, as well as the heating-depth profile and the total energy transferred. The (usually) contactless process also avoids contamination, and can even be done inside a vacuum.

A few important uses for induction heaters include heat treating of metals, brazing or soldering, and for shrink-fit assembling. Thanks to the frequency-sensitive skin effect, you can carefully control the depth of heat penetration. Therefore, induction is ideally suited for surface hardening of running parts such as crankshafts or CV universal joints.

Some of the new "cool-top" stove designs also use induction heating. In addition to warming your lunch, dielectric heating is used to make plywood, for materials research, and in various medical treatments.

Since they emit RF, the FCC regulates all induction and dielectric heaters. The applicable regulations can be found in Part 15, which covers virtually every type of emission and device, and in the short and obscure Part 18, which covers industrial electronics. One source for those regs are the US Government Bookstores in many cities. I was unable to find any of the less common FCC regs on line.

A popular operating frequency for those devices used to be 27.12 MHz, with a tolerance of 326 kHz. However, at that frequency the harmonics of an improperly shielded induction heater might totally trash TV-Channel 2, and much of the FM band.

Newer induction heaters often oper-

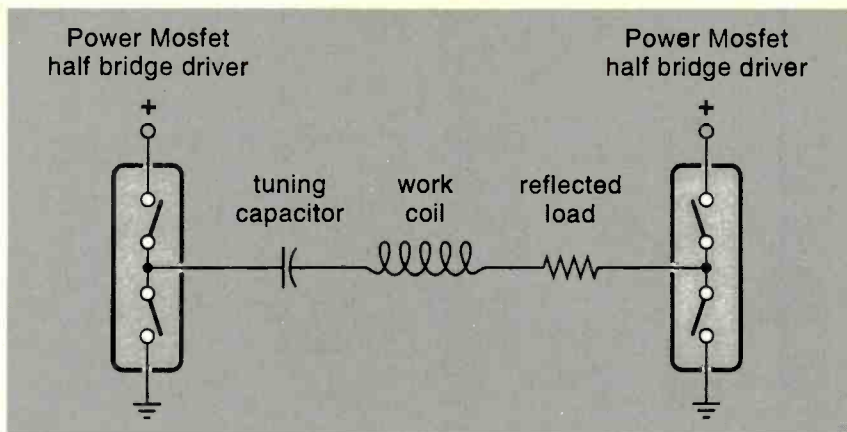


FIG. 5—HERE IS A SIMPLIFIED SCHEMATIC for an induction heater. In it, diagonally opposite switches are alternately closed, creating a squarewave drive at the heater's resonant frequency.

ate in the 50—200 kHz range. The frequency chosen is carefully optimized for the size of the load and the depth of penetration desired, but even raw 60-Hz AC power can be used to heat massive objects such as aluminum billets.

Earlier induction heaters required humongous vacuum-tube transmitters or motor-generator sets. These days, an induction heater is a variation on a switching-mode power supply, where power FETs or whatever squarewave drive a lossy but series-resonant load. Parallel-current modes are also possible. Figure 5 shows a simplified induction heater schematic.

Way back in high school, I worked with an early induction heater. It was just a tube-style 11-meter transmitter with an output of a few hundred watts driving a largish load coil. Inside the coil was a highly temperature-resistant glass tube. If a large nail was placed in the tube, it would light up to a bright cherry red within a few seconds.

You could also cook hot dogs in the thing, but you had to roll the hot dogs in iron filings first. We finally opted for a central coat-hanger wire through the hot dog. Even then, it usually burned the middle and left the outside cold.

While all this might sound like fun, the dangers inherent in home-lab induction-heat experiments are too numerous to mention here. As such, if you decide you want to pursue this topic further, be very careful, and make sure you do your homework first.

### Getting Info

Induction-heating system design is tricky. Your frequency, power level, and coils have to be carefully matched to the

objects being heated, and to the reasons for the heating in the first place. For one thing, tuning is critical.

It is fairly easy to find useful info on induction heating, but you'll have to dig around in some pretty obscure places.

A good place to start is the Web. I've just added a link for a super searching service to [www.tinaja.com](http://www.tinaja.com) that simultaneously lets you access many dozens of the more popular search engines.

I've also gathered some resources for you into this month's sidebar. The best books seem to be the two volumes of the oldie but goodie *Basics of Induction Heating* by Chester Tudbury. The only source for this text I have been able to find is through InductoHeat. The better Volume One concerns itself with coil and load fundamentals and heating calculations. Volume Two is on 1960 transmitter-circuit designs, tuning, and matching.

A 1988 book is titled *Elements of Induction Heating*. It is available from

ASM Press. I also found a Franklin reprint about the 1969 *Industrial Applications of Induction Heating* text.

There is also the specialized *High Frequency Plasma Heating* from the American Institute of Physics. I have not seen this one, though.

I was unable to find any specific trade journal or association. However, you could try the *IEEE Transactions on Industrial Applications* or their *Transactions on Industrial Electronics*. For heating apps in general, check into *Industrial Heating* or *Process Heating*. For the new cool stovetops, check into *Appliance* and *Appliance Manufacturer*. For power electronics, try *PCIM*.

Information from seminars on the topic are also available. InductoHeat is one source for that. In particular, check out their two-volume proceedings from the Sixth Annual Induction Heating Seminar. That consists of two thick, self-published volumes that cover heat treating and mass heating, with lots of solid design details. Dozens of free app notes are also newly offered. The ASM also promotes induction heating seminars and courses.

One high-profile induction-heating supplier already mentioned is InductoHeat. Competitors include Tocco, Fuji, Huttinger, and American Induction Heating.

Useful sources for coils and flux concentrators include Alphaform and Lepel. Lepel is part of InductoHeat. Raychem is big on induction-heated shrink tubing.

One used induction-heater buy/sell service is Tocco, but more brands are found in the *Used Equipment Digest* or *Surplus World*.

On your own, you could probably pick up a re-workable ham or military

### Names and Numbers

**Batelle Pacific Northwest**  
Box 999 RL Conger  
Richland WA 99352  
(509) 372-4274

**Leonard's Distributors**  
4125 Prospect Dr.  
Carmichael CA 95608  
(916) 967-6401

**Maher Messinger**  
Box 420  
Littleton CO 80160  
(303) 798-6830

**Planax North America**  
15 E 26th St. #1908  
New York NY 10010  
(212) 532-1988

**Power Engineering**  
1421 S Sheridan Road  
Tulsa OK 74112  
(918) 835-3161

**Synergetics**  
Box 809  
Thatcher AZ 85552  
(520) 428-4073

**Thomson Industries**  
2 Channel Drive  
Port Washington NY 11050  
(800) 554-8466

**Wood Machining News**  
PO Box 476  
Berkeley CA 94701  
(510) 943-5240

## Induction Heating Resources

### Alphaform

1525 Old Alum Creek Drive  
Columbus OH 43209  
(614) 253-8900

### Am Induction Heating

33842 James Pompo Dr.  
Frazer MI 48026  
(810) 294-1700

### Appliance

1110 Jorie Blvd. CS 9019  
Oak Brook IL 60522  
(708) 990-3484

### Appliance Manufacturer

29100 Aurora Rd. #200  
Solon OH 44139  
(216) 349-3060

### ASM International

9639 Kinsman Rd.  
Materials Park OH 44073  
(800) 368-9800

### Fair Radio Sales

PO Box 1105  
Lima OH 45802  
(419) 227-6573

### Franklin

7804 Montgomery Avenue  
Elkins Park PA 19117  
(215) 635-5252

### Fuji Electric

Park 80, West Plaza  
Saddlebrook NJ 07663  
(201) 712-0555

### HuttingerRF VII

1041 Glasboro Rd.  
Suite F2  
Williamstown NJ 08094  
(609) 875-2121

### IEEE Transactions

445 Hoes Lane  
Piscataway NJ 08855  
(908) 981-0060

### InductoHeat

32251 N Avis Drive  
Madison Heights MI 48071  
(800) 624-6297

### Inductotherm

10 Indel Avenue  
Rancocas NJ 08073  
(609) 267-9000

### Industrial Heating

Box 2600  
Troy MI 48007  
(313) 362-3700

### PCIM

2472 Eastman Ave. #33-34  
Ventura CA 93003  
(805) 658-0933

### Process Heating

3150 River Road  
Suite 101  
Des Plaines IL 60018  
(708) 297-3450

### Raychem

300 Constitution Drive  
Menlo Park CA 94025  
(800) 227-7040

### Surplus Record

20 N Wacker Drive #2500  
Chicago IL 60606  
(800) 622-5449

### Tocco

1506 Industrial Blvd.  
Boaz AL 35957  
(205) 593-7770

### US Government Bookstore

720 N Main St.  
Pueblo CO 81003  
(719) 544-3142

### Used Equipment Digest

1100 Superior Ave.  
Cleveland OH 44144  
(216) 696-7000

surplus transmitter at Fair Radio Sales. Better still, modify a high level switching-mode power supply or PWM motor driver.

## Book-on-Demand Binding

The Unibind people just came up with an interesting new home-binding solution. It's called the Binding Spine, and is basically a "U"-shaped plastic channel with some hot glue in it and a temporary positioning tag.

You pop your text and your front and back covers in it and drop it in a Unibind "toaster." The results look fairly sharp and the cost is under a dollar each.

There are three gotchas with this: You have to adjust your content to fit

one of the fixed sizes (they are available in 1/8-inch increments). Second, you can not easily letter your spine. And, third, it looks much different than a "real" binding from a "real" printer.

Nonetheless, a new home-binding

### NEED HELP?

Phone or write all your US Tech Musings questions to:

Don Lancaster  
Synergetics  
Box 809-EN  
Thatcher AZ, 85552  
Tel: 520-428-4073

US email: don@tinaja.com  
Web page: <http://www.tinaja.com>

option is certainly welcome. I still like Unibind's Pentabind best of all. But all we really need is a sanely priced, pre-scored sheet of self-stick hot glue on a carrier. Planax comes close, except for its high price.

There is no reason such a product cannot be offered at seven cents per binding (user retail). And as the new Hewlett Packard 5SiMX makes full wraparound covers trivial, there are some great new opportunities out there. Contact Ron Leonard at Unibind for more details.

## New Tech Lit

Electric-power generators reaching a stunning 60 percent efficiency are described in the July, 1966 issue of **Power Engineering**. The big trick, it seems, is to start off with a gas turbine, put a steam generator in the middle, and bottom out with an ammonia cycle.

*Wood Machining News* is a pricey newsletter on precision sawing for cabinet makers and such. *Maber Messenger* is a ventriloquism catalog and newsletter.

Free samples of Nyliner polymer bearings are offered by Thomson. Inventor-assistance source lists are available from R.L. Conger of Battelle Pacific Northwest. One is intended for non-commercial help, and a second for commercial services. But these days, only a total idiot would purposely call themselves an inventor. To do so is precisely the same as wearing a big animated neon talking sign that says "Please rip me off". Much more on this in my *Case Against Patents* package.

More on BOD binding options and opportunities in my book-on-demand publishing kit, which can be obtained per my nearby Synergetics ad. And don't forget to visit my new Web site, [www.tinaja.com](http://www.tinaja.com)

As usual, most of the mentioned items appear either in the Names and Numbers or the Induction Heating Resources sidebars. Be sure to check there before calling our no charge technical helpline listed in the Need Help? box. EN

There's a life  
to be saved right now.

Please give blood.

Call 1-800 GIVE LIFE



# Visual Productions and Light Shows

**L**IGHTING IS NOTHING NEW TO THE ENTERTAINMENT INDUSTRY. SIMPLE CANDLE REFLECTORS, USED AS "FOOTLIGHTS", DATE BACK TO THE 1800s. WHENEVER NEW LIGHTING TECHNOLOGY CAME ALONG, IT WASN'T LONG BEFORE IT BECAME

a part of entertainment presentations. Few forms of lighting, however, have offered the versatility of laser light effects. The ability to effectively control

beams of light gives professional lighting technicians a tremendous edge over most other types of illumination.

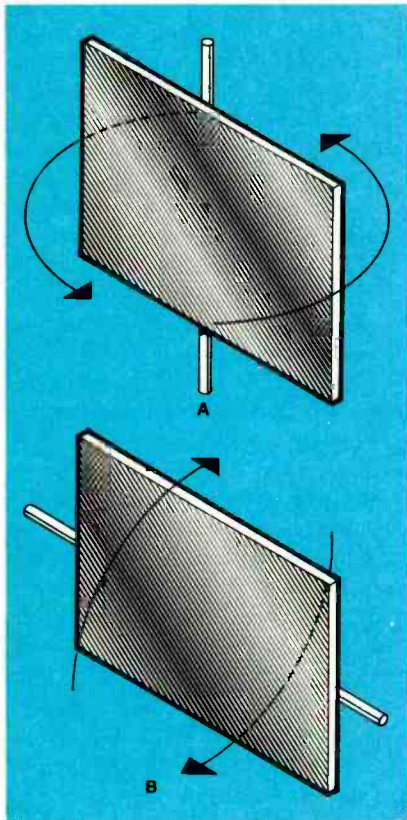
Although dye lasers have been used in entertainment applications, this realm belongs almost exclusively to the gas lasers because of their visible beams of bright color. Copper-vapor tubes produce a pretty green with up to 150 milliwatts of power. Argon lasers emit anywhere from 10 milliwatts to 35 or 40 watts of blue. By using them with prisms or dichroic filters, other colors can also be produced. And don't forget the industry workhorse, the ruby-red helium neon, with outputs of 0.25 milliwatt to 25 or 30 milliwatts. Some HeNe tubes, due to an abnormal gas mixture, can produce 1 or 2 milliwatts of green radiance.

The choice of which type or combination of types to select depends upon a number of factors. The nature of the

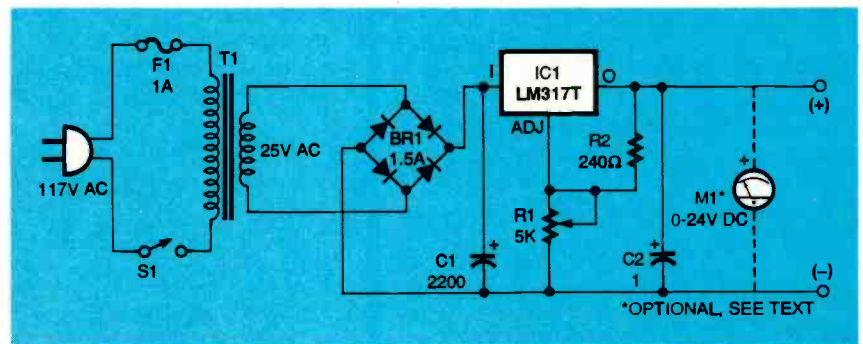
**WARNING!!!**  
 This article deals with and involves subject matter and the use of materials and substances that may be hazardous to health and life. Do not attempt to implement or use the information contained herein unless you are experienced and skilled with respect to such subject matter, materials and substances. Neither the publisher nor the author make any representations as for the completeness or the accuracy of the information contained herein and disclaim any liability for damages or injuries, whether caused by or arising from the lack of completeness, inaccuracies of the information, misinterpretations of the directions, misapplication of the information or otherwise.

effects wanted, the intensity of the show, and the color or colors needed are all considerations, but the primary concern is probably going to be the size of the location where the production is to occur. For a small lounge or high-school dance, low-power lasers can be effective. However, when it comes to full-scale light shows, in large rooms or concert halls, there is little alternative to high-power argon tubes.

However, remember that those high-power units can be dangerous.



**FIG. 1—X- AND Y-AXIS MOVEMENT** is easy to understand. X axis movement revolves around the vertical plane—east to west (A); Y axis revolves around the horizontal plane—north to south (B).



**FIG. 2—A REGULATED VARIABLE-OUTPUT POWER SUPPLY** is used to drive the mirror motors. Add a potentiometer in series with each motor to provide speed control.



# What's better than speed reading? Speed Learning.

Speed Learning has replaced speed reading. It's a whole new way to read and learn. It's easy to learn...lasts a lifetime... applies to everything you read. It may be the most productive course you've ever taken.

Do you have too much to read and too little time to read it? Do you mentally pronounce each word as you read? Do you frequently have to go back and reread words, or whole paragraphs, you just finished reading? Do you have trouble concentrating? Do you quickly forget most of what you read?

If you answer "Yes" to any of these questions — then here at last is the practical help you've been waiting for. Whether you read for business or pleasure, school or college, you will build exceptional skills from this major breakthrough in effective reading, created by Dr. Russell Stauffer at the University of Delaware.

**Not just "speed reading" — but speed reading — thinking — understanding — remembering — and — learning**

The new *Speed Learning Program* shows you, step-by-proven step, how to increase your reading skill and speed, so you understand more, remember more and use more of everything you read. The typical remark from over one million people taking the Speed Learning program is, "Why didn't someone teach me this a long time ago." They were no longer held back by their lack of skills and poor reading habits. They could read almost as fast as they could think.

## What makes Speed Learning so successful?

The new *Speed Learning Program* does not offer you a rehash of the usual eye-exercises, timing devices, and costly gadgets you've probably heard about in connection with speed reading courses, or even tried and found ineffective.

In just a few spare minutes a day of easy reading and exciting listening, you discover an entirely new way to read and think — a radical departure from anything you have ever seen or heard about. Speed Learning is the largest selling self-study reading program in the world. Successful with Fortune 500 corporations, colleges, government agencies and accredited by 18 professional societies. Research shows that reading is 95% *thinking* and only 5% eye movement. Yet most of today's speed reading programs spend their time teaching you rapid eye movement (5% of the problem), and ignore the most important part, (95%) *thinking*. In brief, *Speed Learning gives you what speed reading can't*.

Imagine the new freedom you'll have when you learn how to dash through all types of reading material at least twice as fast as you do now, and with greater comprehension. Think of being able to get on top of the avalanche of newspapers, magazines and correspondence you have to read...finishing a stimulating book and retaining facts and details



**FOR FASTER SHIPMENT CALL 1-800-729-7323 OR FAX 1-609-273-7766**

more clearly, and with greater accuracy, than ever before.

## Listen — and learn — at your own pace

This is a practical, easy-to-learn program that will work for you — no matter how slow a reader you think you are now. The *Speed Learning Program* is scientifically planned to get you started quickly...to help you in spare minutes a day. It brings you a "teacher-on-cassettes" who guides you, instructs, and encourages, explaining material as you read. Interesting items taken from *Time Magazine*, *Business Week*, *Wall Street Journal*, *Money*, *Reader's Digest*, *N.Y. Times* and many others, make the program stimulating, easy and fun...and so much more effective.

Executives, students, professional people, men and women in all walks of life from 15 to 70 have benefitted from this program. Speed Learning is a fully accredited course...costing only 1/4 the price of less effective speed reading classroom courses. Now you can examine the same easy, practical and proven methods at home...in your spare time...without risking a penny.

## Examine Speed Learning RISK FREE for 15 days

You will be thrilled at how quickly this program will begin to develop new thinking and reading skills. After listening to just one cassette and reading the preface, you will quickly see how you can achieve increases in both the speed at which you read, and in the amount you understand and remember.

You must be delighted with what you see, or you pay nothing. Examine this remark-

able program for 15 days. If, at the end of that time you are not convinced that you would like to master Speed Learning, simply return the program for a prompt refund. (See the coupon for low price and convenient credit terms.)

## RISK-FREE ORDER FORM

**YES!** I want to try Speed Learning for 15 days without risk. Enclosed is the first of 4 monthly payments of \$32.25\*. If I'm not completely satisfied, I may return it for a prompt refund.

**SAVE 8.00!** I prefer to pay the \$129.00 now, and save the \$8.00 shipping & handling charge. I may still return the program for a full refund.

**Method of payment:** (Federal Tax Deductible)

Check or money order payable to Learn Incorporated

Charge to:  Visa  MC  Am Ex  Discover

Card # \_\_\_\_\_ Exp. \_\_\_\_\_

Signature \_\_\_\_\_

Phone (\_\_\_\_\_) \_\_\_\_\_

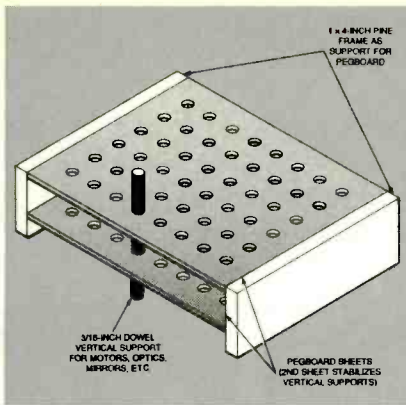
Name \_\_\_\_\_

Address \_\_\_\_\_

City \_\_\_\_\_ State \_\_\_\_\_ Zip \_\_\_\_\_

\*Plus \$8.00 shipping and handling. U.S. funds only. For New Jersey residents, sales tax will be added.

**learn** INCORPORATED Dept. LEC-01, 113 Gaither Drive, Mt. Laurel, NJ 08054-9987



**FIG. 3—**YOU WILL NEED at least two of these optical tables. They are made from sheets of 3/16-inch pegboard and 1 × 4-inch pine. Be certain to align the holes in the two layers precisely.

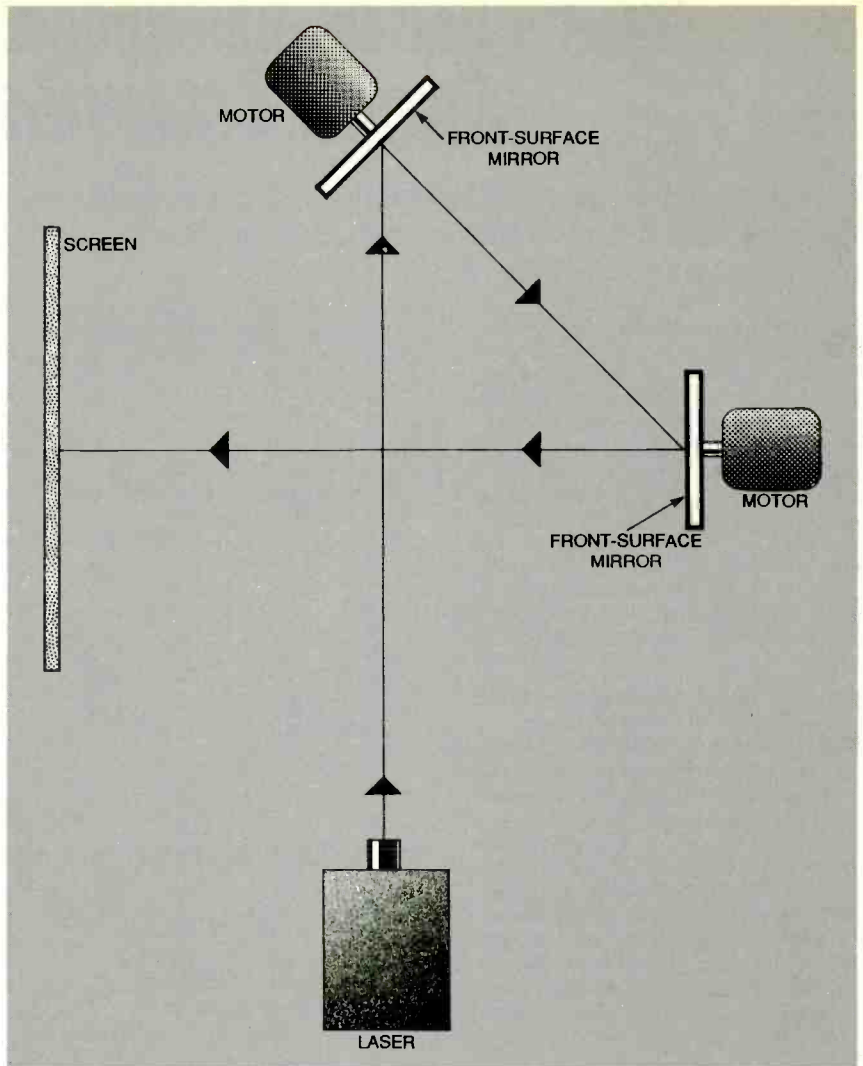
There is an adage about peering directly into the beam of an argon laser. You'll only do it twice; once with each eye. So, if you work with argon lasers, a great deal of planning is needed in terms of beam direction, reflective surfaces, and optics, to keep the show safe for spectators, performers, and operators.

With that warning tucked away where you won't forget it, let's look at some of the ways exciting effects are obtained. We will explore simple equipment, and look at the principles behind sophisticated commercial machines. So let's get right to it.

### Some Basics

The basis for any light-show equipment is a controlled method of moving and shaping the light. Throughout this discussion, references will be made to the X axis and Y axis. Those terms indicate the direction of the movement. Looking at a compass, X-axis motion is from east to west or west to east and is illustrated in Fig. 1A. The Y axis will be north to south or south to north and is shown in Fig. 1B. Movement around those axis can be continuous in one direction, oscillate back and forth, or be a combination of both, depending on the desired effect. As a general rule, motion on the X-axis produces a horizontal line, bar, or sheet of light. Y-axis motion produces the same effect, but on a vertical plane. Experiment with rotating the X axis and Y axis individually to be sure you understand the basic principles before moving on to the first practical assembly.

Controlling the speed of movement has an additional influence on the visual image. For example, reflecting the beam



**FIG. 4—**A BASIC PATTERN-GENERATING setup is shown here. Two rotating mirrors are used. One affects the horizontal movement of the laser beam, the other the vertical movement.

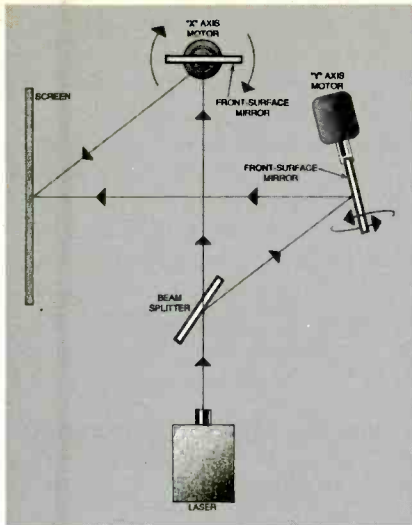
into a very slowly revolving mirror will create a "dashing line" effect. As the speed of rotation is increased, the line will become solid. Aiming the laser at a mirror revolving in a circle will produce a circle or oval, depending on the angle of incident.

Speed can be controlled with commercial electronic units, but you can get acceptable results with the adjustable-output regulated power supply shown in Fig. 2. That power supply produces a very stable voltage output that can be varied between 1.2- to 24-volts DC by R2. Potentiometers, wired in series with the motors but not shown in the diagram, are used to regulate the speed; they work by varying the voltage to the motor. The system is efficient and inexpensive, and the regulated power supply could be useful in a number of other applications.

### The Optical Table

Before going further, you will need to build a couple of simple optical tables. Don't worry if you are inexperienced with woodworking as they are easy to make. Use standard pegboard (3/16-inch holes) and pieces of 1 × 4 pine (see Fig. 3). The smaller table should be 12 × 20 inches, and the larger one 24 × 30 or 36 inches. Between the two you should have all the room you'll need to set up the optics, motors, etc. needed for the various demonstrations.

Note that two sheets of pegboard are used for each table. The top one acts as a guide, and the lower sheet stabilizes the vertical supports. For that to work properly, you must line up the holes in both sheets precisely and maintain accurate right angles. Use 3/16-inch wood dowels for many of the supports; they are inexpensive and easy to work with.



**FIG. 5**—INSERTING A BEAM-SPLITTER further enhances the variety of light patterns that you can create.

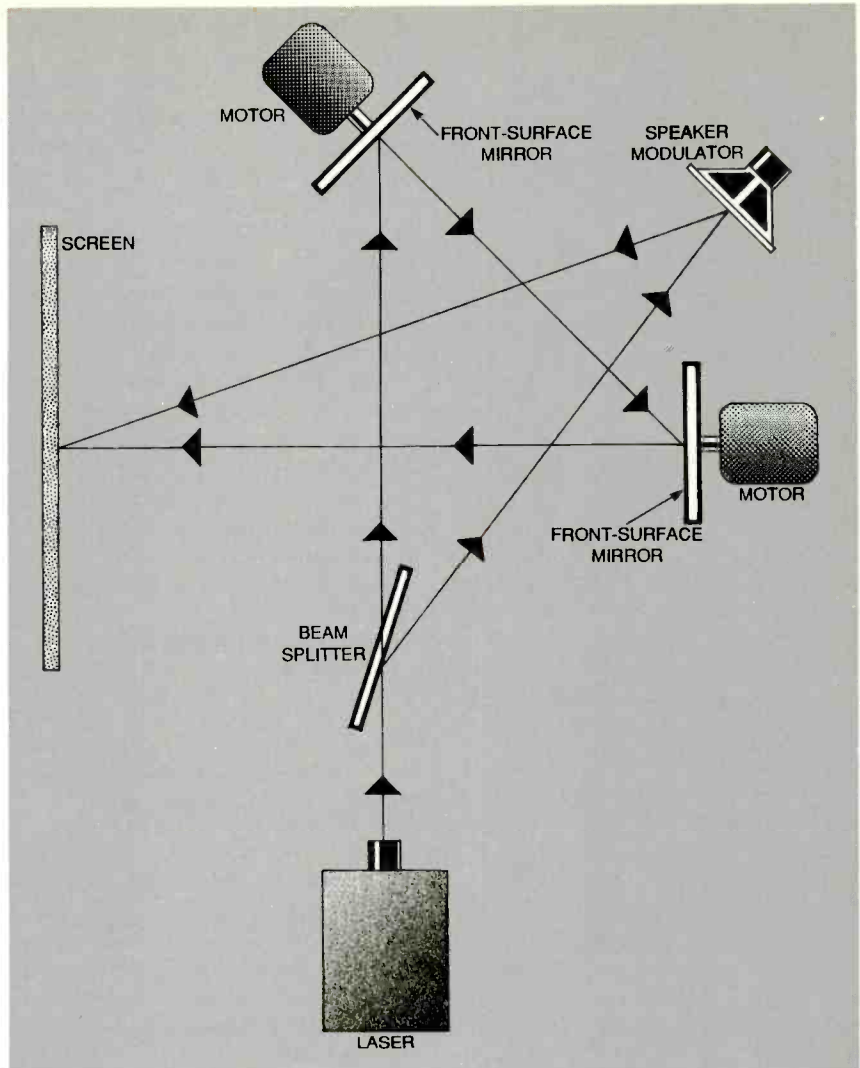
The height of a particular component can be adjusted by raising or lowering the dowel. You will find these tables handy when we explore holographic and scientific experiments later on in this series.

### Some Experiments

The first, and simplest, assembly uses two motors. Each one has a round front-surface mirror mounted perpendicular to its shaft. Align the first mirror at about a 45-degree angle to the laser beam so that it reflects to the second mirror, positioned parallel to the beam. Figure 4 shows the correct orientation. The reflection from the second mirror projects back across the laser beam onto a screen made from an 8 × 10-inch sheet of cardboard with a sheet of white paper glued onto it.

With everything arranged as shown and the laser turned on, start one of the motors. A laser-light circle will appear on the screen. Next, adjust the angle of the motor, and watch how the circle shape becomes an oval. Now, start the second motor. A second, out of sync, circle will join the first, producing a “spirographic” effect on the screen. Add a 10,000-ohm potentiometer in series with each motor, and use them to vary the speeds of rotation. As you do, the pattern created on the screen will vary, providing a wide range of patterns.

While that is a very simple assembly, it provides the basics for more complicated layouts that will produce a fascinating number of pattern variations. For an immediate application, merely remove the screen, and aim the table,



**FIG. 6**—COMBINING THE BEAM-SPLITTER with a speaker modulator produces an even greater variety of light patterns to add to your repertoire.

laser, motors, and all, at a nearby wall or ceiling.

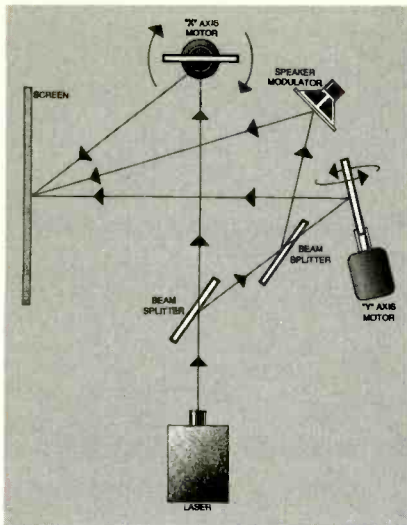
For a second experiment, we'll go to the X/Y-axis concept. Figure 5 shows a layout using two motors; one rotating a mirror on the X axis and the second on the Y axis. A 50/50 beam splitter sends half the laser beam to the first mirror, and, the rest to the other mirror. The two beams come back together at the screen, restoring the original intensity. When both motors turn at the same speed and the mirrors are in a vertical position, the projected laser light will form a solid cross.

If the X-axis mirror is angled to one side or the other, the line will follow the angle, and the image will change to a vertical line with a diagonal. Angling the Y-axis mirror will result in a similar variation of the vertical plane, and further distort the original cross. Now, slow one of the motors down. The line that it creates

will become broken or dashed, giving you another distinctive pattern. It is easy to see the numerous kinds and varieties of patterns that you can create by simply changing motor speed and mirror angle.

After you have run this setup through its patterns, you can add a second beam splitter and a speaker (used as a modulator), for another way to modify the patterns you produce on the screen. Figure 6 shows how that is done. Now the graphics you can create will include not only the spirographic designs, but a synchronized audio pattern as well. That third dimension is particularly effective when music is involved, as it provides continuous spiral patterns accented by the music's beat.

The beam splitter can be a 50/50 type that divides the light equally, or some other ratio, such as a 30/70, 40/60, etc. You can connect the speaker/modulator to a spare monitor output from the



**FIG. 7**—IT MIGHT LOOK COMPLICATED, but as you continue to work with light effects, you will want to try this arrangement, too.

sound source. Optionally, it can be fed from a separate portable amplifier. The same additions can be made to the X/Y assembly for similar effects (see Fig. 7).

You can also make use of mechanical pattern generators. Using the arrangement shown in Fig. 6, replace the top motor with a revolving mirror ball.

You can use all of those methods of moving the laser beam to add excitement to the projected image. Work with a variety of combinations; the results will be fascinating and quite surprising.

Next time we will look at how a galvanometer coil can be added to your bag of tricks to provide an ever greater and perhaps more interesting variety of laser-light effects. Before you know it, you'll be producing outstanding light shows of your own.

EN

## NEW PRODUCTS

*continued from page 71*

turer, Newpoint Corporation's Satellite Smart Model DBS100P multipath power controller and surge protector is designed specifically for the special needs of the digital satellite system marketplace.

Satellite Smart combines a multipath power controller that simplifies the operation of a satellite entertainment system with a surge protector that is designed specifically to protect satellite receivers from power hazards. The power controller allows users to turn on and off up to four components with one touch. It is recommended that the television be designated as the master power component.

When the TV is turned off or on, the rest of the components follow suit.

Satellite Smart provides shielded cable-TV protection to eliminate double images; protects pay-per-view telephone lines from power surges (with a clamping level of 275 volts); and provides a 20:1 reduction of EMI/RFI noise. In addition, three-line fusing prevents fire hazards, a right-angle plug saves space, a recessed power switch eliminates accidental turn-off, and a protection-status indicator warns of a lapse in protection. Newpoint offers a \$15,000 "lightning insurance policy"—if the user's satellite equipment is damaged by a power disturbance or lightning strike while properly connected to the Satellite Smart, Newpoint will repair or replace the equipment up to \$15,000.


Satellite Smart has a suggested retail price of \$179.95.

### NEWPOINT CORPORATION

6370 Nancy Ridge Drive  
San Diego, CA 92121  
Tel: 1-800-639-7647

## Thermal Solution Software

Aavid Thermal Technologies' Cool Cat software provides design engineers with a powerful search engine and a complete palette of thermal-management solutions. When the end user selects from Windows-driven menus or enters data in response to prompts, Cool Cat assembles thermal components including interface materials and attachment methods (in the case of PGA and PC-board-level applications) into thermal solutions ranked in descending performance or height. It takes less time to develop multiple thermal solutions using Cool Cat than it does to select a single heat sink out of a catalog.



CIRCLE 24 ON FREE INFORMATION CARD

Cool Cat supports development of thermal solutions incorporating liquid cooling; stamped, die-cast, extruded, and cross-cut heat sinks; and heat sinks with bonded fins and integrated fans. It also

takes into account interface materials, adhesives, and attachment methods. The software calculates complex algorithms, deriving thermal solutions under forced-versus-natural convection on the fly. It displays performance in an easy-to-view graphical format.

Cool Cat thermal solution software—which requires a 486 or higher process running Windows 3.1 or higher, and a minimum of 4 megabytes RAM and 9 megabytes of free hard disk space—costs \$19.95, including free upgrades for one year.

### AAVID THERMAL TECHNOLOGIES

*One Kool Path*

Laconia, NH 03247-0400

Tel: 603-528-3400

Fax: 603-528-1478

Web site: <http://www.aavid.com>

## Base-Station Power Supply

Tripp Lite's TL 11 and TLC 11 DC power supplies are designed to match all popular two-way radios on the market and work as an integrated base-station installation. The 11-amp models are housed in compact, dark-metal cabinets. The TLC 11 features a metal enclosure designed to house and protect a radio, giving an integrated, professional appearance to any radio console.



CIRCLE 25 ON FREE INFORMATION CARD

The TL Series can be used to power practically any type of 12-volt DC equipment, including radios, test equipment, and other electronic gear. Continuous duty performance stands up to extended periods of operation. Both models provide excellent voltage regulation, automatic overcurrent protection, and full line isolation, to provide connected equipment with clean, stable DC power.

Suggested retail prices for the TL Series DC power supplies begin at \$85.

### TRIPP LITE

500 N. Orleans

Chicago, IL 60610

Tel: 312-755-5400

Fax: 312-644-6505

FaxBack: 312-755-5420

E-mail: [info%triplite@mcimail.com](mailto:info%triplite@mcimail.com)


Web site: <http://triplite.com>

EN


# Electronic SHOPPER

## MICRO SIZE CCD VIDEO CAMERAS

- Wireless Models Available.
- Color Board Cameras
- 1/2" / 1" SVHS signal.
- Models to 600 Line Res.
- 9V Battery Operation.
- Monitor in Darkness with IR Option.
- Can be plugged into any VCR or Monitor.
- Stealth/Cover Cameras.
- Low LUX/Low Noise.
- Low Power Consumption.
- Standard NTSC Output.
- Options: Lenses/Wireless/Fiber Optics & More.




MB-750U (1.25" sq.)



MB-750UX (1.5" sq.)

Visit Polaris Ind. Web Site at:  
<http://www.polarisusa.com>



MB-750P (1.25" sq.)

**Polaris Industries**  
**1-800-752-3571**

New Literature Available for All Models.

Same Day Shipping from Stock!



470 Armour Drive NE • Atlanta GA 30324 • Tech Info: 404-872-0722 • FAX 404-872-1038

CIRCLE 319 ON FREE INFORMATION CARD

## TEST EQUIPMENT SALES

customer satisfaction #1 priority!

WE BUY SURPLUS EQUIPMENT

MC & VISA ACCEPTED

NEW SCOPES IN STOCK

- TEK SG504.....1 GHz SINE WAVE GENERATOR...\$2795
- HP 8111A.....PULSE/FUNCTION GENERATOR...\$1995
- TEK 2465.....300 MHz 4 CH. SCOPE.....\$2850
- TEK 2445.....150 MHz 4CH. SCOPE.....\$1850
- TEK 2465BDM...400 MHz 4 CH. SCOPE w/DMM...\$6695
- TEK 465.....100 MHz 2 CH. SCOPE.....\$475
- HP 1650B.....80 CH. LOGIC ANALYZER.....\$3595
- HP 3325A.....SYNTH/FUNC. GENERATOR.....\$1995
- TEK 7L5.....SPECTRUM ANALYZER P/I.....\$1495 (INCLUDES L3 MODULE)

- DIO 2900.....PROGRAMMING SYSTEM.....\$2195
- BMI 2400.....POWER LINE MONITOR.....\$1295
- ELGAR 251.....AC POWER SOURCE.....\$750
- TEK 2235.....100 MHz 2 CH. SCOPE.....\$995
- NEW TEKTRONIX SCOPES W/ 3 YEAR MFG. WARRANTY !!**
- TEK THS 720...100 MHz 500MS/s HANDHELD SCOPE & DMM.....\$2195
- TEK TDS 340.....100 MHz 500 MS/s SCOPE W/DIGITAL REAL TIME & FFT .....\$2695
- TEK TDS 420A.....200 MHz 4 CH. SCOPE W/ DRT, FFT & DISK DRIVE.....\$6295
- FLUKE 45.....DUAL DISPLAY BENCHTOP DIGITAL MULTIMETER.....\$679

P.O. BOX 986  
LONDONDERRY, NH 03053

PHONE (800) 684-4651  
FAX (603) 425-2945

ASK ABOUT OUR NEW  
TEKTRONIX & FLUKE  
PRODUCTS

December 1996, Electronics Now

# TUBES



## SINO-CHINA

	1	10	25+
300B	\$49.00	\$42.00	\$38.00
807	6.90	5.90	4.90
811	7.90	6.20	5.30
812	12.00	10.75	9.70
813	25.00	23.00	21.50
845	27.00	25.50	22.00
2A3	12.90	11.90	10.90
211	21.90	19.50	17.80
5AR4/GZ34	7.90	6.90	5.90
6L6GC "Coke"	6.40	5.90	5.40
12AT7	3.70	3.40	3.25
12AX7A	2.90	2.20	1.95
12AU7	3.90	3.50	2.90
KT88	14.90	13.50	11.90
KT100	21.00	19.50	17.75

## LIMITED SUPER SPECIAL!

**12AX7a CHINA** In individually marked boxes.  
**100 pcs \$1.78 ea**      **1000 pcs \$1.49 ea**

**STANDARD MATCHING** available on most octal power tubes. **75¢ extra per tube. Pairs, Quads, Sextets FREE** on 26 (same type) tubes or more.

**PLATINUM MATCHING** available with 24 hour test and burn-in, ensuring premium match. **\$2.00 extra per tube.**



Visa/MasterCard.

Check out the **Sovtek World Wide Web Site**, <http://www.turnstyle.com/sovtek>

## SOVTEK

	1	10	25+	USED BY:
300B	\$69.00	\$59.00	\$49.00	
5881/6L6WGC	7.90	6.90	6.20	Fender, Marshall, Soldano, VTL
5881WXT	8.90	7.90	6.90	Full size base, Fender
5AR4/GZ34	6.90	5.90	4.90	Matchless, Holland
5U4G	4.90	4.50	3.90	Mesa Boogie Dual Rectifier
5Y3GT	3.90	3.50	2.90	
6922	7.50	6.60	6.10	Audio Res., Melos, Convergent
6CA7	9.90	8.90	8.20	
6CG7	7.50	6.60	6.10	
6EU7	8.90	8.50	7.80	
6L6GB	4.90	4.20	3.75	
6L6GC	3.40	2.90	2.65	
6LQ6+	18.90	17.50	16.40	
6SL7	4.90	4.20	3.75	
6SN7	4.90	4.20	3.70	
6V6GT	3.90	3.15	2.90	Crate, HIMU
7199	10.90	9.90	8.90	
12AX7WA/7025	3.40	2.90	2.50	Fender, Hartke, SLM, Orange
12AX7WB/7025	4.25	3.75	3.40	Bedrock, Carvin, Demeter
12AX7WXT	3.90	3.40	3.10	Conrad-Johnson
12AX7WXT+	4.90	3.95	3.50	Telefunken "diamond" sound
12AX7WXT+ SELECT	6.90	5.95	5.50	Selected for gain & symmetry
EL34G	7.50	6.80	6.30	Quicksilver, Marshall, Orange
EL34G+	7.95	7.25	6.75	Improved reliability
EL84/6BQ5	3.25	2.75	2.30	Peavey, Crate, Fender
EL84M/6BQ5WA	7.50	6.60	6.10	Matchless

## TESLA-CZECHOSLOVAKIA

	1	10	25+
KT88	\$33.90	\$30.90	\$29.50
KT88BL sky blue glass	43.00	37.00	34.60
E34L	9.25	8.65	8.10
E34BL sky blue glass	15.90	14.80	13.70
E34RL light rose red glass	12.50	11.70	10.90
EL34	9.00	8.40	7.80
ECC83/12AX7	5.90	5.60	5.25
EL84/6BQ5	5.70	4.95	4.40

## EI - YUGOSLAVIA

	1	10	25+
6CA7 "big bulb"	\$11.50	\$10.50	9.50
6CG7/6FQ7	6.50	5.80	5.20
12AT7/ECC81	4.90	3.90	3.60
12AU7/ECC82	4.60	3.80	3.20
12AX7/ECC83	4.50	3.60	2.90
12BH7	6.90	5.90	5.50
12DW7/7247	7.90	6.90	5.90
EL34	7.50	6.50	5.90
EL519/6KG6	11.90	10.90	9.90
KT90	28.50	25.80	23.90
PL519/40K66	11.90	10.90	9.90

## SVETLANA

	1	10	25+
EL34	\$9.70	\$9.30	\$8.60
SV6550C	16.90	15.90	14.90

## SOLID STATE RECTIFIER

BUILT INTO TUBE SOCKET.	1	10+
Direct Plug-in replacement for all 5Y3, 5U4 and 5AR4 types	\$5.90	\$5.50

# NEW SENSOR CORPORATION

20 Cooper Square, New York City, NY 10003 • (212) 529-0466 • 1-800-633-5477 • Fax (212) 529-0486  
 CIRCLE 258 ON FREE INFORMATION CARD

**FREE CATALOG  
CALL TOLL FREE  
1-800-338-0531**

E-Mail: [xpress@parts-express.com](mailto:xpress@parts-express.com)



**Parts  
Express™**

**30 DAY MONEY  
BACK GUARANTEE!**

340 E. First St., Dayton, OH 45402-1257  
Phone: 513-222-0173 ♦ Fax: 513-222-4644

**Amplified Indoor  
FM Antenna**

17" tall, amplified FM antenna. Improves reception with weak FM signals. 18 dB of gain. Includes AC adaptor, gain control, and 75 ohm coaxial cable terminated with an "F" connector.

**HOT  
NEW  
ITEM!**



#EN-219-055 ..... **\$12<sup>90</sup>**

**Cable TV Stereo Decoder**

When used in conjunction with a cable TV converter or cable ready VCR, this handy device allows you to feed the cable TV stereo signal into your home sound system for superb audio reproduction of your favorite shows, movies, and sporting events.



#EN-189-110 ..... **\$19<sup>90</sup>**

**Digital Video Stabilizer**

The digital video stabilizer will eliminate the constant picture distortion caused by the copyright protection on movie videotapes. This unit is fully automatic and operates on one 9V battery which is included.




#EN-180-320 ..... **\$17<sup>95</sup>**

**Decoy Cameras**

These 1/3" CCD cameras offer a clever means of disguise. Both feature a 3.6mm wide angle lens, built-in electronic shutter, and a 12 VDC power supply. Minimum illumination: 0.3 lux. 400 line resolution. Smoke detector decoy camera includes an audio output.

**AFFORDABLE  
HIGH TECH  
SURVEILLANCE!**



Part #	Description	Price
EN-335-535	Smoke detector decoy	\$249.50
EN-335-540	Decoy clock camera	299.95



**"The Sound Bridge"  
FM Stereo Wireless Transmitter**

The Sound Bridge is a mini FM wireless transmitter that can be used to broadcast stereo sound from any audio source like portable CD players, TVs, electronic games, CD-ROM, even computer soundcards, to your home stereo receiver! Adjustable from 89 to 95.5 MHz.



**HOT  
NEW  
ITEM!**

#EN-249-220 ..... **\$14<sup>95</sup>**

**Portasol/Weller Butane  
Soldering Tool**

**NO CORDS  
NO BATTERIES!**



This cordless, refillable, butane powered soldering tool is ideal for any on-site soldering job. Provides up to 35 watts with a temperature range up to 700 degrees F. Includes flint ignitor in plastic case, safety cut off switch, and C-2 chisel tip.

#EN-372-150 ..... **\$25<sup>95</sup>**

**150 MHz Oscilloscope Probe  
Kit**

Deluxe probe kit features a modular design for longer life, switchable 10:1 probe with 150 MHz bandwidth, 2.8 ns rise time, and adjustable capacitance from 10-35 pF. 60" in length.




**GREAT  
VALUE!**

#EN-390-100 ..... **\$29<sup>95</sup>**

**Memorex CD Repair And  
Maintenance Kit**

Don't throw away expensive CDs because of annoying mistracking and skipping errors! The Memorex CD Repair kit contains enough solution and materials to clean and repair 12 compact discs.



#EN-249-032 ..... **\$1<sup>95</sup>**

**5" Sealed Back Midrange**

5" heavy duty sealed back midrange with deluxe mesh grill. 1" aluminum voice coil. Popular midrange for auto sound installations. •Power handling: 35 watts RMS/50 watts max •Voice coil diameter: 1 inch •Impedance: 8 ohms •Frequency response: 800-10,000 Hz.

#EN-280-030 ..... **\$7<sup>50</sup>**



**3 Channel Color Organ Kit**

This sound to light unit features three separate outputs, which can be controlled independently. Each output reacts to three different bands of the musical spectrum: bass, midrange, and treble. Has built-in microphone, so no connection is required to music source, but a line input is provided.

**velleman-kit** HIGH-D



**SUPER  
QUALITY  
KIT!**

#EN-320-210 ..... **\$59<sup>95</sup>**

**1", Titanium Dome Tweeter**

Features a ferro fluid cooled Kapton voice coil and a rubber surround. Very natural sounding high frequency reproduction with extended response to 30KHz. •Power handling: 50 watts RMS/75 watts max •Voice coil diameter: 1" •Impedance: 8 ohms •Frequency response: 2500-30,000 Hz.



**RESPONSE  
TO 30KHz!** Dayton Loudspeaker Co.® #EN-275-050 ..... **\$16<sup>50</sup>**

**6-1/2" Woofer**

Polymer resin treated paper cone with poly foam surround. Long throw voice coil design helps to deliver powerful bass output. Perfect for bookshelf type speakers. Mfg. #C16L020-51F. •Power handling: 60 watts RMS/120 watts max. •Voice coil diameter: 1-1/4 inches •Impedance: 8 ohms •Frequency response: 57-7000 Hz.



**PIONEER**

#EN-290-023 ..... **\$19<sup>95</sup>**



•30 day money back guarantee •\$20.00 minimum order •We accept Mastercard, Visa, Discover, and company C.O.D. orders •24 hour shipping •Shipping charge = UPS chart rate + \$1.90 (\$5.00 minimum charge) •Hours 8:00 am - 8:00 pm ET, Monday - Friday •9:00 am - 5:00 pm Saturday. Mail order customers, please call for shipping estimate on orders exceeding 5 lbs. •Foreign destination customers please send \$5.00 U.S. funds for catalog. •Quantity pricing available. CIRCLE 262 ON FREE INFORMATION CARD

**1-800-338-0531**

# VOICE CHANGERS! ELECTRONIC KITS AND MORE!



**BUY WITH CONFIDENCE  
FROM XANDI ELECTRONICS, INC.  
ASK ABOUT OUR COMPLETE CATALOG**

## PUT 15 YEARS OF EXPERIENCE TO WORK FOR YOU

Ever since we started in 1981, people have been telling us what they want, and we've delivered. We are pleased to offer a line of quality engineered kits, an iron clad guarantee. Fast, Fast delivery, great prices, and a highly competent Technical support staff that's just a phone call away if you need help. Prices subject to change without notice. Shipping and handling extra. In general our products are available in one or more of the following forms:

- |   |   |  |
|---|---|--|
| <b>COMBO-KIT</b><br>Indicated by a <b>C</b> in the part number. Includes all electronic parts, a printed wiring board, and assembly instructions. | <b>E-Z KIT</b><br>Indicated by an <b>E-Z</b> in the part number. These are mostly assembled and require some simple assembly before they can be used. | <b>ASSEMBLED</b><br>These products are assembled, tested and ready to use. |
|---|---|--|

## 143.79 MHz CRYSTAL CONTROLLED TRANSMITTER KITS

<b>XTR300 E-Z</b> \$79.95	<b>XTL3000 E-Z</b> \$99.95	<b>XTL1000 E-Z</b> \$69.95

**CRYSTAL TRANSMITTER KITS**

- Ultra-miniature surface mount construction.
- E-Z kit approach makes assembly a snap.
- Miniature battery and holder mounted directly to the circuit board.
- Transmit to any scanner type receiver.

<b>XTR300 E-Z TRACKING TRANSMITTER KIT</b> Transmits continuous beep-beep tone. Ideal for locating lost or stolen items. Range up to 1/2 mile. Simply install the battery holder and the antenna wire and the unit is ready to use. Custom frequencies available. 3 Volt photo battery included.	<b>XTL3000 E-Z LONG RANGE TRANSMITTER KIT</b> Sensitive built in microphone with amazing audio sensitivity. Picks up sounds at the level of a whisper. With a range of up to 1 mile, this is our longest range transmitter. Custom frequencies available. 3 Volt photo battery included.	<b>XTL1000 E-Z TRANSMITTER KIT</b> Sensitive built in microphone with amazing audio sensitivity. Picks up sounds at the level of a whisper. Up to 1/2 mile range. Custom frequencies available. 3 Volt photo battery included.
---	---	---

## 88-108 MHz FM TRANSMITTER KITS

<b>XST 500 E-Z</b> \$49.95	<b>XWB 1000 E-Z</b> \$46.95	<b>XFM 100 Combo E-Z</b> \$21.95 \$37.95
<b>XSP 250 E-Z</b> \$34.95	<b>XTR 100 Combo E-Z</b> \$29.95 \$46.95	<b>XTT 100 Combo E-Z</b> \$19.95 \$36.95

**XST 500** Voice transmitter. Range up to 1 mile. Supersensitive mc. Uses 9 volt battery. Uses surface mount components.

**XWB 1000** Voice transmitter. Range up to 1/2 mile. Includes mic and battery on circuit board. Uses surface mount components.

**XFM 100** Voice transmitter. Range up to 1 mile. 9 v battery and leaded components.

**XSP 250** Super-miniature telephone transmitter. Range 1/4 mile. Powered by phone line. Uses surface mount components.

**XTR 100** Tracking transmitter. Range up to 1 mile. Uses 9 volt battery. Transmits a BEEP - BEEP - BEEP tone.

**XTT 100** Telephone transmitter. Range up to 1 mile. Uses 9 volt battery.

**ORDER BY PHONE:** COD, CHK, MO, VISA, MC

**ORDERLINE: 1-800-336-7389**  
**FAX: 1-602-731-4748**  
**TECH SUPPORT: 1-602-894-0992**

**BY MAIL:**

**XANDI ELECTRONICS, INC.**  
1270 E. Broadway Rd. #113  
Tempe, AZ 85282

**PHONE VOICE CHANGER**

16 levels of digital voice changing. Sound tougher, older or younger, female or male. Powered by 4 AA batteries. (Batteries not included).

Works with regular or multi-line phones. Connects between handset and phone. Note: will not work with cordless or handset type telephones.

**T-2001**  
Assembled \$69.95

**88-108 MHz FM RECEIVER**

**XMR2000**  
Assembled \$29.95

- World's smallest FM radio.
- As small as a hearing aid.
- Weighs less than 1/4 oz.
- Digital touch tuning.
- Ideal for use with our 88-108MHz FM transmitters.

**XANDI ADVANCED HOBBY KITS**

<b>XFS 108 Combo E-Z</b> \$39.95 \$64.95	<b>XLC 900 Combo E-Z</b> \$49.95 \$76.95	<b>XVA 250 Combo E-Z</b> \$49.95 \$76.95

**88-108 MHz FM STEREO TRANSMITTER KIT**

- Separate level control for both left and right channels.
- Output level circuit with test points for quick and easy tuning.
- Transmit from any stereo audio source to most any FM stereo receiver.

**800-950MHZ SCANNER CONVERTER KIT**

- Uninterrupted coverage of the 800 to 950 MHz band.
- Works with any 400-550MHz scanner.
- Gain: 6 dB typical.
- Noise figure: 3 dB typical.

**VOICE-STRESS ANALYZER KIT**

- See at a glance if your being led.
- Subject need not be present. Works with voices from recordings, TV or radio.
- Has built-in microphone.
- Easy to use LED display output.

**PROJECT BOX**

Ideal project box to give your kits that professional look. Available custom drilled for the following kits: XFS108, XPS1000, XLC900, and XVA250.

**BUG DETECTOR**

**XBD500**  
Assembled \$149.95

- Professional quality.
- Not a kit, ready to use.
- Covers 1 to 2,000MHz.
- Uses new Microwave Integrated Circuit amplifier.
- Adjustable sensitivity.
- Audio jack for privacy ear phone. Any intercepted signal causes an audio tone that increases from a low pitched growl to a high pitched squeal as the signal strength increases.

CIRCLE 281 ON FREE INFORMATION CARD

# \$449<sup>95</sup> Device Programmers \$139<sup>95</sup>

**48 PIN ZIF**

Connects to standard PC parallel printer port

**EMP-20**

9 1/2 x 5 3/4 x 1 1/4

- Easy to use software, on-line help, full screen editor
- **Fast Programming (EMP-20)**  
27C010A, 23 seconds  
28C020, 34 seconds  
27C040, 95 seconds
- **Made in USA**
- 1 Year Warranty
- Technical Support by phone
- 30 day Money Back Guarantee
- FREE software upgrades available via BBS
- Demo SW via **BBS (EM20DEMO.EXE) (PB10DEMO.EXE)**
- **E(e)proms 2716 - 8 megabit, 16 bit 27210-27240, 27C400 & 27C800,**
- **Flash 28F256-28F020, (29C256-29C010 (EMP-20 only))**
- **Micros 8741A, 42A, 42AH, 48, 49, 48H, 49H, 55, 87C51, 87C51FX, 87C751,752**
- **GAL, PLD from NS, Lattice, AMD-16V8, 20V8, 22V10 (EMP-20 only)**

**PB-10 Internal Card for PC**

2 ft. Cable

40 PIN ZIF

**FOR MORE INFORMATION CALL**

4630 Beloit Drive, Suite 20  
Sacramento, CA 95838  
(Monday-Friday, 8 am-5 pm PST)

**NEEDHAM'S ELECTRONICS, INC.**



**(916) 924-8037**  
**BBS 916-924-8094**  
**FAX 916-924-8065**

CIRCLE 257 ON FREE INFORMATION CARD



# TOP SECRET

**CONSUMERTRONICS**  
P.O. Drawer 537  
Alamogordo, NM 88311

**Fax: (505)434-0234**

**Phone: (505) 439-1776**

**Teach & Customer Service:**

**(505)439-8551 (8AM-6PM, Mon-Sat)**

For orders or prospective orders only!

### Web Site

users.aol.com/wizguru/hl-tech.html

**10% Off orders \$100+ 15% Off over \$200+**

Add \$5 total SH (US, Canada). All items in stock. Postal M.O. Is fastest. VISA, MC CC OK. COD (\$49-\$899), add \$8. New Catalog (200+ offers) \$2 w/ order, \$5 w/o (no CC), \$19/foreign.

Sold for educational purposes only

\*Software supports all IBM-PC systems

## OFF-THE-SHELF HARDWARE

Van Eck Systems\*Data Card Reader/Writers\*ATM\*Security/Surveillance\*RF/EM/Wave/Radar/Ultrasonic/IR/Light/Sound Detectors/Receivers/Xmitters/Jammers/Blasters\*Neurophonic/Hilo/Hieronymus/Resonant Crystal Radionics\*EM Lab/Weapon/Countermeasures\*ESS Infinity Devices\*Voice Disguisers\*Lineman's Handsets\*Buy/Tap Detectors/Blaster\*Phone Color Boxes\*DTMF Decoders\*Carjack/Kidnap Follower\*Bumper Beeper/Child Finder\*Panic Button\*Shriek Module\*TEMS\*Subliminal Mixer/Amp (Ultrasonic & Infrasonic)\*Electronic Dowzers\*Hidden Presence Detectors\*Hearing Assistor\*Vortex Generator\*6th Sense Communicator\*Noise Cancel System\*Levitorator - many more! See our New Catalog!

## SPECIAL PROJECTS

We design/build/repair/modify/maintain/consult on any device/system/process/project - electronic/computer/mechanical/optical (eg: phone/auto/security/radio/telex/energy/HV/EM/RF/radar/ultrasonic/IR/LC/commo/consumer) for business/personal/invention needs. Describe & include \$30 pre-engineering fee (no obligation). Time & cost estimates 7-10 days. Confidentiality guaranteed.

## CELLPHONE MODS

See our Catalog for our infamous cellphone modification guide (\$69) - detailed, comprehensive, covers all makes - 10 times more info than competitor's "guide". (Do Special Projects for up-to-date hardware/software). **Free Data Search:** As a special service to our C&CP customers, we will perform one FREE search of our massive cellphone database if requested within 30 days of your purchase of C&CP. Data on cellphones is so great, we can fit in C&CP only that in greatest demand. Search results not guaranteed. Request by mail (don't fax); include a #10 SASE.

## PAGER (BEEPER) MANUAL

Describes in detail how Pagers work, different types and uses, frequencies, advantages over and uses with cellphones, and tips and tricks. And how Pagers are hacked and countermeasures. Includes the plans for your own **Personal Pocket Paging System** (transmitter and receiver), \$49.

## HACKING FAX MACHINES

Describes in detail how Fax machines are hacked and countermeasures. Includes Fax protocols, common parameters, compression, commands, spy switch. And insights into designing Fax interception devices and modifying existing Faxes into Stealth Faxes. \$49.

## VOICE MAIL HACKING

How voice mail box systems are used and the ways they are hacked. Includes ASPEN, MESSAGE CENTER, BIX, GENESIS, EZ, SYDNEY, PHONE MAIL, AUDIX, CINDY, CANTAGRAM, SPERRY LINK, RSVF, etc. A must for users, sysops, security types! \$29.

## PBX HACKING

PBXs are hacked to the tune of \$ Billions/yr! While "VOICE MAIL HACKING" details how VMSs are hacked - including VMS methods for hacking PBXs themselves - "PBX HACKING" addresses ALL issues relating to PBX hacking, including countermeasures! Can you afford a \$90,000 phone fraud loss (avg. loss of hacked PBXs)? As described in Forbes. \$29.

## BEYOND VAN ECK PHREAKING

Eavesdropping on TV and computer video signals using an ordinary TV described in detail. Includes security industry reports. Range up to 1 KM. Plans include our and original Top Secret Van Eck designs! \$29.

## STOPPING POWER METERS

As reported on CBS "60 Minutes": How certain devices can slow down - even stop - watt-hour meters - while loads draw full power! Device simply plugs into one outlet and normal loads into other outlets. Also describes meter creep, overload droop, etc. Plans \$29. **I.G. MANUAL:** External magnetic ways (applied to the meter itself) to slow down and stop watt-hour meters while drawing full loads. Plans. \$25. **KW-HR METERS:** How watt-hour meters work, calibration, error modes (many), ANSI Standards, etc. Demand and Polyphase Meters. Experimental results to slow and stop meters by others. \$25. Any 2, \$47. All 3, Only \$69!

## PHREAKING CALLER ID & ANI

Details of how they work and dozens of ways of defeating Caller ID, ANI, \*69, \*57, and Call Blocking & \*67. Describes Caller ID, Orange, Beige, Cheese and CF Boxes, ESS, SST, E-911, various CLASS services, CNA, NON PUB DA, CAMA, DNR, 800-ECR, Diverters, Extenders, Centrex - more. \$29.

## COMPUTER PHREAKING

Describes in detail how computers penetrate each other, and how VIRUSES, TROJAN HORSES, WORMS, etc are implemented. Dozens of computer crime and abuse methods and countermeasures. Includes disk filled with hacker text files and utilities, and the legendary FLUSHOT+ protection system (Ed. Choice, PC Magazine). BBS advice, password defeats, glossary - much more! Manual + Disks\* \$39.

## BEYOND PHONE COLOR BOXES

Dozens phone color boxes described - many circuits. Plus Call Forwarding, Conferencing, Phreak History, Glossary, Diverters, Extenders, Loops, REMOBS, Bridging Heads & Cans, Optocom, 3rd Party and many other non-box methods - more. \$39.

## HACKING ANSWERING MACHINES

How answering machines are hacked to listen to - even erase - messages, and to convert them into mini-VMSs. And countermeasures - protect yourself! from snoops, stalkers, burglars and pranksters! \$29.

## AUTOMATIC TELLER MACHINES

ATM crimes, abuses, vulnerabilities and defeats exposed! 100+ methods detailed. Include: Phreak, Reg. E, cipher, PIN compromise, card counterfeiting, magnetic stripe, false front, TEMPEST, Van Eck, tapping, spoofing, inside job, super-cool, vibration, pulse, high voltage - others. Case histories, law, countermeasures, detailed security checklist, labeled internal photos, figures. Recent \$350,000 ATM crime spree still unsolved! \$39.

## CREDIT CARD SCAMS

Cardholders, merchants, banks suffer \$ Billions in losses annually because of credit card fraud. Describes every known means of credit card fraud and scams. Protect yourself! \$29.

## CONS & SCAMS

Cons and related swindles fleece victims of \$100+ Billion per year! The most comprehensive survival manual on cons & scams of all kinds - from the classic to hi-tech. Details on 100s and many variations. And countermeasures. Protect yourself! \$39.

## INTERNET CONS & SCAMS

Internet scams and related frauds rake in \$2+ Billion annually! Most are done anonymously and with little fear of prosecution (hard to prove or find perpetrators). Described in detail, includes countermeasures. \$29.

## THE HACKER FILES

Compilation of 100s of the best articles written (in ASCII) by top hackers & phreakers. Covers every major topic in hackerdom! 3 HD Disks\* \$59.

## MIND CONTROL

Concern and fear increases over EM and ultrasonic mind (and body) control technologies - especially implants! Unfortunately, there is much more disinformation published than facts. Some victims are controlled and exploited by armchair "experts" and so-called victims' groups! \$39. Visit our site at: [users.aol.com/wizguru/mindcontrol.html](http://users.aol.com/wizguru/mindcontrol.html)

## UNDER ATTACK!

Electromagnetic Interference and Electronic Weapon Attacks cause: Cancer, birth defects, and profound psychological and physiological disorders! Destructive to people, plants, equipment! Includes ACTUAL CASES OF EM ATTACKS (we investigated!) Includes how to verify and pinpoint EMI and electronic attack sources, and effective countermeasures. \$29. **EM BRAIN-BLASTER:** Tutorial and plans for powerful ELECTROMAGNETIC WEAPONS and LAB DEVICES. Optimum circuits, freqs, waveforms, duty cycles, intensities. Thorough. \$29. Both Only \$49!

## HIGH VOLTAGE DEVICES

Plans: Stun Gun, Taser, Prod, Cane, Blaster, Flasher, Zapper, Audio/RF/Radar Jammer, Fence Charger, Plasma & Van de Graaff Gens., Jacob's Ladder, Beiger Counter, Ozon Gen., Fish Stunner, Plant Stim., Kirlian, more! All plans for only \$29.

# RF POWER TRANSISTORS AND TUBES

In depth stocking of popular and hard-to-find Electronics Parts for Transmitters & Linear Amplifiers

## Popular Transistors

2SC1969  
2SC2166 • 2SC2290  
2SC2312C • 2SC2879  
MRF454 • MRF455  
MRF455A • MRF477  
MRF492 • MRF497  
SRF3749 • SRF7000-90

## Popular Tubes

6KD6 • 6JS6C • 6LQ6  
M2057 • 6146B • 6146W  
3-500Z • 3-500ZG  
811A • 572B • SV6550C  
7558 • 8417 • 8873  
8874 • 8875 • 8877 • 8975

Order your FREE copy of our new Catalog by writing or calling us now.

(619) 744-0700 • (800) 737-2787

Fax: (619) 744-1943



## RF PARTS

435 SOUTH PACIFIC STREET  
SAN MARCOS, CA 92069

The Smallest,  
Most Secure,  
Best Range,  
3 Channel  
Remote Receiver.



**Security Receiver for...Home Automation, Garage Doors, Home Security Add On, Auto Convenience Package (Door Locks, Trunk Pop, Windows-Up/Down, Car Start), N/O or N/C Contacts.**

**Security - 70 billion hopping codes with anti-scan processing. Unbreachable security; never repeats the same code twice. Double EEPROM memory.**

**Incredible Range - No cross talk or blockage. Range up to 1000 feet.**

**3 Channel - Our universal receiver controls up to 3 items with only one receiver (optional relay needed). Push both buttons together for third channel output.**

**Interfaces with most home and auto security systems for easy remote integration.**

**Comes with (1) three channel receiver, (1) long range three channel remote,**

**(1) universal 120 VAC transformer.**

**ALL FOR ONLY \$99.95 + shipping & sales tax.**

## Street Smart Security 619) 462-1167

7147 University Avenue • La Mesa, CA 91941

Send, Fax or Call Order In - Use Credit Card or Check. Fax (619) 462-0652


# AMAZING ELECTRONIC & SCIENTIFIC DEVICES

Lasers, Tesla, Ions, Anti-Gravity, Magnetics & More!

Plans • Ready-to-Use • Easy-to-Build Kits



**Laser Ray Gun**  
Handheld, battery operated. Produces an intense burst of light capable of burning holes.  
LAGUN2 Plans ..... \$20.00  
LAGUN2K Kit / Plans ..... Price on Req



**250KV Tesla Coil**  
10-14" of Explosive Boils of Lightning!  
• Transmit Wireless Energy  
• Ion Motors  
• Anti-Gravity  
• Strange and bizarre pyrotechnical effects  
• Many other experiments shown in detail  
• Award winning science project!  
BTC3 Plans ..... \$15.00  
BTC3K Kit/Plans with coil ..... \$299.50  
BTC30 Assbl'd Ready to Use ..... \$399.50  
BTC4 Plans, 500KV unit ..... \$20.00


**ATTENTION: Experimenters & Researchers!**  
Anti-Gravity, Rail & Coil Guns, Mass Warping, Levitation Research, Exploding Water, Propulsion Drivers, Lattice Snapping, EMP etc. Loss-less Energy Charger with triggered spark switch. • Adjustable 500 to 3KV out  
• Charges up to 25KJ • Programmable Output  
HEP1 Plans ..... \$15.00  
HEP1K Kit/Plans with 500J ..... \$399.50  
HEP10 Lab Assembled - to your spec's.  
Write, call or fax for price & delivery  
...shown connected to potential rail gun system



**Visible Beam Gas Lasers**  
Millions degree temp equiv. Illuminates low level clouds  
• Light Shows  
• Window Listener  
• Optical Projects  
• 12/115V  
• Science Project  
LAS1KM 1 mw, low cost Kit ..... \$69.50  
LGU6K 2-3mw Kit ..... \$119.50  
HNE70 5-7mw, ready to use ..... \$299.50



**Gravity Generator**  
Levitate an object!  
Great science fair project!  
GRA1 Plans ..... \$15.00  
GRA1K Power Supply Kit/Plans ..... \$99.50  
GRA10 Assbl'd Kit/Plans ..... \$149.50  
Includes text book on Anti-Gravity theory!



**Solid State Tesla Coil**  
• Generate fiery electrical plasma discharge  
• Powers light and objects without contact  
• Experiment with electrical and mechanical fields. TCL5 Plans ..... \$8.00  
TCL5K Kit/Plans 12VDC ..... \$49.50



**Pioneer a Futuristic Weapon!**  
Electric Gun - prototype designed in our lab - Join the research!  
• Ballistic Velocities  
• Handheld • Battery Operated  
• Labelled as DANGEROUS Product  
Experiment now before it is classified as a firearm! EGUN1 Plans ..... \$20.00  
(Must be 21 for purchase of hardware)




**Ion Ray Gun**  
Project Energy!  
Star Wars technology demonstrates weapons potential. IOG7K Kit/Plans \$99.50



**4000 Volts** 10ma High Voltage Module - Ready to use - for many projects from hoverboards to pyrotechnics.  
MINMAX4 While they last! ..... \$19.50

**"Talking" Plasma Globe**  
Spectacular color. Pulsates to music, sounds!. 8-9", with intensity and sound controls. PLASMA1 Ready to Use ..... \$79.50




**Electronic Hypnotizer** *Caution Required*  
Control their minds! Programmable audible and visual stimuli induces hypnotic trances. HYP2K Kit with Book ..... \$39.95  
EH2 Hypnosis Book & Plans ..... \$14.95



**We can design and build high voltage systems - to your specs!**  
Call or fax us with your requirements!

## TACTICAL ELECTRONICS

**Cybernetic Ear!**  
Enhances normal hearing 3-4 times!  
Adjustable volume control, fits easily into either ear. Many, many uses.  
Ready to Use!  
CYBEREAR .... \$19.95



**Telephone Line Grabber** *ALL NEW*  
**Infinity Transmitter**  
Use any Tone phone to monitor a premises, access other calls or control up to 8 devices! TELCON3K Plans Kit \$99.50  
TELCON30 Ready to Use ..... \$149.50



**Long Range Microphone**  
24" dish focuses signals to an ultra-high gain amplifier.  
PMSK Kit/Plans ..... \$149.50  
• Optional wireless module transmits captured sounds to an FM radio.  
WMSK Kit for Wireless Option .... \$29.50



**Phasor Sonic Blast Pistol**  
Rids areas of unwanted pests. Trains and conditions wild and domestic animals. Great for barns, attics, cellars, gardens.  
PPP1K Kit/Plans ..... \$39.50




**3 Mi Telephone Xmitter**  
• Tune-able 80-130 Mhz • Undetectable  
• Only transmits when phone is used  
VWPM7K Kit/Plans ..... \$39.50

**3 Mi Voice Transmitter**  
• Ultra-Sensitive Mike  
• Crystal Clear  
• Tunes 80-130 MHz.  
FMV1K Kit/Plans ..... \$39.50



**FireBall Gun**  
Shoots flaming ball - two shot capacity. Great for special effects and remote fire starting. *CAUTION REQUIRED!*  
FIREBALL Plans (dangerous product) \$10.00



**Shocker Force Field/Vehicle Electrifier**  
Make hand and shock balls, shock wands and electrify objects. Great payback for those wiseguys!  
SHK1K Easy to Assemble Kit ..... \$19.50



**Extended Play Telephone Taping System**  
• Tapes Phone Conversation • Extends Tape X4 • Check Local Laws before using!  
TAP30X Ready to Use ..... \$84.50



**Invisible Pain Field Intruder Deterrent**  
System detects intrusions and turns on a sonic field of pain, causing disorientation, acute paranoia, nausea and more. The perpetrator - man or animal - soon vacates! Protects 4 individual areas up to 5000 sq ft. Non hazardous when used as instructed.  
PPG4K Kit/Plans ..... \$129.50  
PPG40 Ready to Use ..... \$199.50



**See In Total DARKNESS!**  
• High Quality IR Night Vision  
Scope with IR illuminator.  
SD10 Ready to Use ..... \$199.50



**Electric Charge Gun**  
Life is Precious - PROTECT IT!  
Stuns & immobilizes attackers 15 feet away! Check your state laws for legality. More knockdown power than most handguns. No permanent injury. ID coded.  
ECG1 Data  
(Creditable to purch) ..... \$10.00  
ECG10 Charge Gun, Ready to Use, includes FREE Stun Gun! ..... \$249.50  
STUN GUNS - sold separately:  
STUN100 100,000 Volts ..... \$34.50  
STUN200 200,000 Volts ..... \$49.50



**3 Mi Tracker Transmitter**  
• Tunable Output  
• Uses FM Radio  
• Excellent Signal Beacon  
HOD1K Kit/Plans ..... \$39.50



**MIND CONTROL!**  
Places subjects under your control. Programmable audible & visual stimuli with biofeedback, induces strange & bizarre hallucinations without drugs. Caution - not FDA approved.  
MIND2K Plans ..... \$15.00  
MIND2K Kit and Plans ..... \$49.50  
MIND20 Assembled Unit ..... \$69.50



**FANTASTIC BRIGHTNESS!**  
High Quality Laser Pointer  
LAPN64 15mw equiv, 2000' ..... \$39.50  
LAPN61 50mw equiv, 4000' ..... \$84.50



**Window Bounce Laser Listener**  
Aim at window and listen to sounds from reflected light. CAUTION - Not for illegal use. LWB3 Plans ..... \$10.00  
LWB3K Kit/Plans (req's vid tripod) ..... \$149.50



**1000' Potato Cannon**  
Not a Toy! Uses electronic or piezo ignition. CAUTION REQUIRED!  
POT1 Plans (dangerous product) ..... \$10.00



**VISIT US ON THE WEB!**  
<http://www.amazing1.com>

**INFORMATION UNLIMITED**

Dept ENS-6, Box 716, Amherst, NH 03031  
Phone: 603-673-4730 FAX: 603-672-5406  
MC, VISA, COD, Checks accepted Please add \$5.00 S & H

**CATALOG!**  
FREE with Order or send \$1 P&H

24 Hour Phone  
**800-221-1705**  
Orders Only Please!



#72-2035 ...Reg. \$149

only \$129

# Quality you can afford.



#72-2040 ...Reg. \$179

only \$159

## TENMA® Test Equipment

Compact, rugged, and autoranging, this line of high-performance DMMs is perfect for troubleshooting electronic circuitry, adjusting and calibrating products and testing components. The "High Tech Series" offer performance and 5,000 count for greater resolution and repeatability. So whether you are solving problems in the field, at home, or at the workbench, Tenma digital multimeters give you all the measurement capability you need for today's technology.

### Why should you buy Tenma DMMs?

- Best price/ performance
- One year warranty
- Large LCD Displays
- 5000 Count
- Feature packed
- Reliability

The complete Tenma line can be found at MCM Electronics. MCM stocks over 30,000 items. . .serving every need of the electronics repair industry. Test equipment, semiconductors, audio/video parts, tools, computer parts and more. Request your FREE catalog today!

Prices effective from November 15 through December 28, 1996



FREE Catalog

20<sup>th</sup>  
Anniversary  
1996

Authorized  
**Panasonic**  
Quasar/Technics  
Original Parts Distributor

RCA/GE  
Premier  
Distributor

To order a FREE catalog, Call...

# 1-800-543-4330



**MCM ELECTRONICS®**  
650 CONGRESS PARK DR.  
CENTERVILLE, OH 45459  
A PREMIER FARNELL Company

Fast delivery from distribution centers near Reno, NV and Dayton, OH.

CODE:ENS29

CIRCLE 329 ON FREE INFORMATION CARD

www.americanradiohistory.com

# BLOWOUT! TIMELINE INC. BLOWOUT!

Over 10 years and 27,000 customers and still growing

## LIQUID CRYSTAL DISPLAYS

**240x64 dot LCDs with built-in controller.**  
AND 4021ST-EO. Unit is EL back-lit. \$79.<sup>00</sup> or 2 for \$149.<sup>00</sup>  
OPTREX. DMF5005 \$69.<sup>00</sup> or 2 for \$129.<sup>00</sup>

160 x 128 dot LCD with built-in controller (T6963C)  
20 character x 16 line \$79.<sup>00</sup> or 2 for \$149.<sup>00</sup>

Mfr.: Toshiba TLX-1013-EO. Unit is EL back-lit. Dim: 5/8" L x 4 1/4" H.  
The built-in controller allows you to do text and graphics.

### Alphanumeric—parallel interface

16x1 .....3 for \$25.00	20x2 .....\$12.00	40x1 .....\$8.00
16x1 (lg. char.)...\$12.00	20x4 .....\$25.00	40x2 .....2 for \$25.00
16x2.....\$8.00	20x4 (lg. char.)...\$25.00	40x4 .....\$25.00
16x2 (lg. char.)...\$12.00	24x2 .....\$12.00	4x2 .....\$5.00
16x4 .....\$15.00	32x4 .....\$10.00	

5V power required • Built-in C-MOS LCD driver & controller • Easy "microprocessor" interface • 98 ASCII character generator • Certain models are backlit, call for more info.

### Graphics and alphanumeric—serial interface

size	Mfr.	price	size	Mfr.	price
640x480 (backlit)	Epson	\$35.00	480x128	Hitachi	\$15.00
640x400 (backlit)	Panasonic	\$25.00	256x128	Epson	\$20.00
640x200	Toshiba	\$15.00	240x128 (backlit)	Optrex	\$20.00
480x128 (backlit)	ALPS	\$15.00	240x64	Epson	\$20.00
			160x128	Optrex	\$15.00

## LASER PRODUCTS

HeNe Laser Head (10mW max. output) TEM00. 15.5" long MFG: NEC \$99.<sup>00</sup>

Laser Power Supply (for HeNe tube) \$89.<sup>00</sup>

LASER SCANNER ASSEMBLY \$29.<sup>00</sup>

Assembly intended for a laser printer. Includes laser diode, polygon motor (6 sided) and misc. optics and lenses.

LASER DIODE (5mW) with collimator \$20.<sup>00</sup>

VISIBLE LASER DIODE: 5mw at 670nm \$15.<sup>00</sup>

Index guided. Threshold current 40 ma typical.

## POLYGON MOTOR UNIT & DRIVER \$79.<sup>00</sup>

Ten-sided first surface mirror mounted on an armature that spins at 125 revolutions per second yielding a beam sweep rate of 1250 sweeps per second. The driver for the polygon unit requires 24 volts and plus and minus 12 volts to operate. There is also an f-theta lens in front of the polygon scanning mechanism with a three inch diameter. Great for optical experiments, etc. Very high quality units. (MFR: JAPAN ELECTRONICS)

## NETWORK

Proteon ProNet-4 Model p1347 Token Ring Board \$49.<sup>00</sup>  
16 bit • 4 Mbps • IEEE 802.2 and 802.5 compatible • twisted pair • interoperable with IBM Token Ring network

## POS & BAR CODE

### MAGNETIC CARD READER \$25.<sup>00</sup>

Includes: • 20 character dot matrix display with full alpha-numeric capability • keypad with full alpha-numeric entry • separate 7.5 VDC/0.5 Amp power supply • standard telephone interface extension cord • lithium battery and flat-cone speaker.

HP bar code wand (HBCS 2300).....\$25.00

## POWER SUPPLIES

SWITCHING POWER SUPPLIES \$12.00 or 2 for \$20.00 115/230 Volts

73 WATT (2) 4 pin power connectors attached • Dim: 8.5" L x 4.5" W x 2" H  
Output: +5V @ 2-9.75 A, +12V @ 0-1.5 A, -5V @ 0-0.4 A, -12V @ 0-0.5 A

68 WATT Dim: 5.5" L x 3.2" W x 1.7" H • Output: 5V @ 4 A, 12V @ 4 A

60 WATT Dim: 8 1/2 x 4 1/2 x 3 • Output: 5V @ 6A + 12V @ 1A - 5V @ 1A - 12V @ 1A

## CHARGE COUPLED DEVICES



"The Spy  
In The Sky" \$29.<sup>00</sup>

MATRIX TYPE

Sony CCD Imager - designed for black and white composite video cameras. Picture elements: 384 (H) x 491 (V)  
Chip size 10.7 (H) x 9.3 (V) mm<sup>2</sup> • Unit cell size 23.0 (H) x 13.4 (V) um<sup>2</sup>.  
Ceramic 24 pin DIP package • Mfr: Sony, Part# 016AL

4096 element CCD \$19.00

1024 element CCD \$15.00

2048 element CCD \$15.00 • 1728 element CCD \$15.00

LINEAR TYPE

2539 W. 237th. St., Bldg. F, Torrance, CA 90505

Order desk only: USA: (800) 872-8878 CA: (800) 223-9977

L.A. & Technical Info: (310) 784-5488 Fax: (310) 784-7590

OEM INQUIRIES WELCOME

## MONITORS


### Non-Enclosed TTL

Comes with pinout. 12V at 1.4 Amp input • Horizontal frequency 15KHz. • Ability to do 40 and 80 column.

5 inch Amber \$29.00 • 7 inch Amber \$39.00  
9 inch Amber or Green \$29.95

### 5" COLOR MONITOR \$49.<sup>00</sup>

• Flat Faceplate • 320 x 200 Dot Resolution • CGA & Hercules Compatible  
• 12 VDC Operation • 15.75 KHz Horiz. Freq. • 60 Hz Vert. Sync. Freq.  
• Open Frame Construction • Standard Interface Connector • Degaussing Coil included • Mfr. Samtron



## MISCELLANEOUS

ADAPTEC 4070A (RL) OR 4000A (MFM), SCSI Controller, your choice \$25.<sup>00</sup>

IBM 370 option XT and AT emulation boards \$35.<sup>00</sup>

## HACKER CORNER

### POINT OF SALE BANK TERMINAL \$49.<sup>00</sup> or 2 for \$89.<sup>00</sup>

• LCD Display 20 Char. x 4 Line • Printer 16 Column Dot Matrix - Epson • 24 Key Domed Membrane Keypad • Intel 80C32 Processor • 2 PCMCIA Sockets (JCC Slots) • Dallas DS1287 Realtime Clock • 2 Solid State Buzzers (Piezo Electric) • 4 Crystals • Rockwell Modem Chip • Telephone Line Interface (4 Pin "RJ" Connector) • RS-232 Interface (8 Pin "RJ" Connector) • NI-CAD Battery Pack Inside  
Note: We have not been able to bypass an access code in the software. Thus, while time of day and other introductory things are displayed on LCD, the full original capabilities of this unit cannot be guaranteed. Also, we do not have a source for the smart cards that are used in the PCM CIA sockets. Requires 12 volt adapter for power. (Not included) Dimensions: 9-1/2L x 6-1/4W x 2-1/2 D • Original cost over \$450.00

## CAMERA BLOCK \$149.<sup>00</sup>

### FOR ROBOTICS AND EVERYTHING ELSE

Unit is for Hi Band 8mm CamCorders, includes 8X zoom lenses, D/D converters, built-in CCD 2/3 in, 420 thousand picture elements, complementary mosaic filters. Excellent performance. High resolution, high sensitivity, low lag, low smear, good color reproduction, no distortion, 1/60-1/10000sec variable speed digital shutters, TTL auto focus, auto white balance, one-push auto white balance, auto/manual iris and gain up switch. Can be controlled by a 4bit micro computer. Remote controlling is possible for zoom and focusing. NOTE: These are PAL (European Standard) Units. SONY PART #EVI-101 (PAL)

### CELL SITE TRANSCEIVER \$79.<sup>00</sup> 2 for \$149.<sup>00</sup>

These transceivers were designed for operation in an AMPS (Advanced Mobile Phone Service) cell site. The 20 MHz bandwidth of the transceiver allows it to operate on all 666 channels allocated. The transmit channels are 870.030-889.980 MHz with the receive channels 45 MHz below those frequencies. A digital synthesizer is utilized to generate the selected frequency. Each unit contains two independent receivers to demodulate voice and data with a Receive Signal Strength Indicator (RSSI) circuit to select the one with the best signal strength. The transmitter provides a 1.5 watt modulated signal to drive an external power amplifier. Channel selection is accomplished with a 10 bit binary input via a connector on the back panel. Other interface requirements for operation are 26 VDC (unregulated) and an 18.950 MHz reference frequency for the digital synthesizer. The units contain independent boards for receiver, exciter, synthesizer, tunable front end, and interface assembly (which includes power supplies and voltage-controlled oscillator). Service manual, schematics and circuit descriptions included.

### Encased Black & White Composite CCD Camera with Adapter

IR viewing to 1000 nm 7 1/2 L x 2 1/4 W x 1 1/2 H

Comes complete with CCD camera, mounting nut on bottom of casing, \$89.00

12VDC power supply. Excellent low light capability, standard RCA NTSC video out.

Great for: entryway security/remote monitoring, 2 for \$159.00

video conferencing/desktop video conferencing  
This miniature camera is perfect for multimedia computer applications as well as security and surveillance. NTSC output allows use with all popular video digitizing boards for Apple Macintosh and Microsoft video for Windows. Connects directly to any composite monitor or VCR with "video" input. Its razor-sharp wide-angle lens focuses from two inches to infinity and its state-of-the-art CCD technology accurately captures 16 level grayscale images for Quick Time movies and still pictures. Records at 30 frames per second and 260 lines resolution with excellent low light capability. Uses 12VDC (adapter supplied) and standard RCA cable.

### Portable Micro Terminal \$99.<sup>00</sup> or 2 for \$149.<sup>00</sup>

Flip up LCD display (9-16 VDC) • Can communicate with any computer • Includes \$232 port • Can communicate with another Microterminal • Includes clear menu screen • On-board microprocessor, data RAM (32K) and Video RAM (64K) • Includes all cables, connectors and set up capabilities. • Original intention for POS applications • display size 4 1/2 x 16 (256 x 128 pixels) Dimensions: 6 3/4" W, 1 1/2" L, 2 1/4" H. (With LCD up height is 7 1/2")



### BAREBONES 286-12 COMPUTER \$49.00 (2 FOR \$79.00)

Slimline desktop case, 100 watt supply, math co-processor support. On board IDE, & Floppy controllers. 2 COM ports and 1 parallel port with software setup. Supports up to 8 Megs using standard 30 PIN SIMMs. Internal room for (1) 3 1/2 inch IDE hard drive and (2) 3 1/2 inch floppies. Four 16 BIT ISA slots, accepts full length AT size cards. Keyboard can be set to fit at boot. Case size is 15.5" W x 16" D x 4" H. (Motherboard can be purchased separately: \$29.00 or 2 for \$49.00)

### .6" COMPOSITE MINIATURE COLOR DISPLAY \$149.<sup>00</sup>

Fully encased. Dim: 1.3" x 1.3" x 4". 12 Volts DC power. NTSC signal.  
250 H x 300 V resolution. Focus adjustable eyepiece. Applications include camcorder viewfinder, helmet mounted display, etc... Original cost over \$600.00

Minimum Order: \$20.00. Minimum shipping and handling charge \$5.00. We accept cashiers checks, MC or VISA. No personal checks or COD's. CA residents add 8.25% sales tax. We are not responsible for typographical errors. All merchandise subject to prior sale. Phone orders welcome. Foreign orders require special handling. Prices subject to change without notice. 20% restocking fee for returned orders.

## THE COLLECTED WORKS OF MOHAMMED ULLYES FIPS


#166—By Hugo Gernsback. Here is a collection of 21 April Fools Articles, reprinted from the pages of the magazines they appeared in, as a 74-page, 8½ × 11-inch book. The stories were written between 1933 and 1964. Some of the devices actually exist today. Others are just around the corner. All are fun and almost possible. Stories include the Cordless Radio Iron, The Visi-Talkie, Electronic Razor, 30-Day LP Record, Teleyglasses and even Electronic Brain Servicing. Get your copy today. Ask for book #166 and include \$16.00 (includes shipping and handling) in the US and Canada, and order from **CLAGGK Inc., P.O. Box 4099, Farmingdale, NY 11735-0793**. Payment in US funds by US bank check or International Money Order. Allow 6-8 weeks for delivery.



MA05

## PROGRAMMERS

ADVANTECH EETOOLS NEEDHAMS DATA VO ICE TECHNOLOGY HILO SYSTEM GENERAL CHROMA MODULAR CIRCUIT TECHNOLOGY XELTEK



PROMAX EMP-20 MEGAMAX MEGAMAX4 SIMM/SIP TESTER EMUPA

CALL ADVANTECH LABTOOL	629 EETOOLS SIMMAX
689 ICE TECH MICROV	795 CHROMA SIMM/SIP
669 EETOOLS ALLMAX +	350 MOD-MCT-EMUPAR
429 EETOOLS PROMAX	279 MOD-MCT-EMUP/R
439 EETOOLS MEGAMAX	49 EPROM 1G TO 512K
539 EETOOLS MEGAMAX4	79 EPROM 1G TO 1MEG
429 XELTEK SUPERPRO II	99 EPROM 4G TO 1MEG
529 XELTEK SUPERPRO II P	199 EPROM 16G TO 1 MEG
269 XELTEK SUPERPRO L	99 EPROM 1G TO 8MEG
179 XELTEK ROMMASTER II	129 EPROM 4G TO 8MEG
479 MOD-MCT-EMUPA	250 EPROM 8G TO 8MEG



LABTOOL48 MICROMASTER SUPERPRO ALLMAX PLUS ROMMASTERII

### General Device Instruments

Sales 408-241-7376 Fax 241-6375 BBS 983-1234

Web [www.generaldevice.com](http://www.generaldevice.com) E-Mail [icdevice@best.com](mailto:icdevice@best.com)



## Write your PIC programs in BASIC!

Still \$99.95

The PicBasic Compiler converts your BASIC programs and BASIC Stamp I programs into hex files that can be programmed directly into a PIC microcontroller. New **Peek and Poke** instructions let you access PORTA, A/D converter and other on-PIC features in BASIC.

- ❖ Expanded BASIC Stamp I compatible instructions
- ❖ True compiler provides faster program execution and longer programs than BASIC interpreters
- ❖ In-line assembler and Call support
- ❖ Supports PIC16C6x, 62x, 7x and 8x micros
- ❖ Pocket PIC Programmers from \$34.95
- ❖ PICProto prototyping boards \$9.95 - \$19.95

\*BASIC Stamp is a trademark of Parallax, Inc.

### microEngineering Labs

Box 7532 Colorado Springs CO 80933

(719) 520-5323 FAX 520-1867

<http://www.melabs.com>



## Electronic CAD for Windows

Professional Windows EDA tools at an affordable price with powerful features to make designing faster. WinBoard PCB layout delivers sophisticated interactive routing for complex designs, plus it has the tools needed for high-speed circuits, analog, RF and SMT designs.

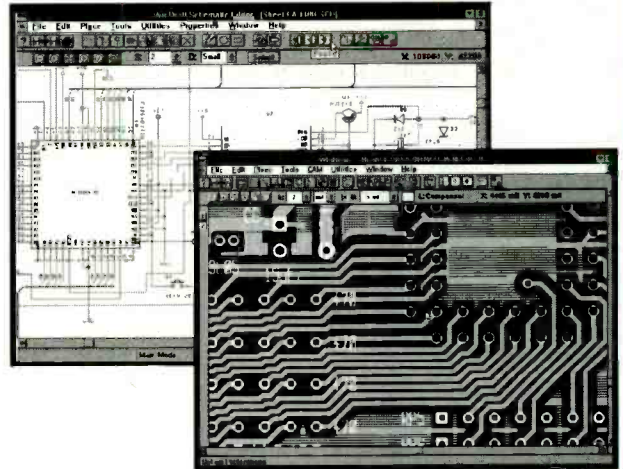
### WinDraft® Schematics

- ◆ Use True-Type fonts. Quickly copy and paste into other applications.
- ◆ Supports hierarchical designs, electrical rules checking, Annotation & Bill of Materials.
- ◆ Thousands of library parts and symbol editor included.

### WinBoard™ PCB layout

- ◆ Supports 16 layers, multiple copper pours, and advanced features for RF designs.
- ◆ SMD & through hole library with on-line graphical editor.
- ◆ CAM outputs include BOM, in-circuit test, NC Drill, Gerber, Pick & Place, & Advanced Design Rule Checking (DRC).

With our unique **pin capacity** versions you only pay for what you need. You choose the base configuration to suit your needs today, and expand that configuration to handle increased pin capacity as your design requirements change.



**\$ 250** WinDraft or WinBoard - P650  
**\$ 495** WinDraft or WinBoard - unlimited

**\$ 895** WinBoard P650 with CCT  
 Spectra® autorouter.

Thousands of satisfied customers are using this new generation of powerful and affordable Windows EDA tools from Ivex. Your satisfaction is guaranteed!

**World Wide Web: <http://www.ivex.com>**

Information and free evaluation version is available on the Ivex WW Web, FTP and BBS.

Tel: (503) 531-3555  
 Fax: (503) 629-4907  
 BBS: (503) 645-0576



Ivex Design International. 15232 NW Greenbrier Parkway. Beaverton, Oregon 97006. USA.


ADV2\_1

# ROBOTIC MACHINING

ROUTE, MILL, DRILL, CARVE, ENGRAVE, PAINT . . . .  
IN WOOD, PLASTIC, VINYL, PC BOARD, & LIGHT METALS!

STARTING AT  
\$695.00

- 4 & 5 MOTOR GANTRY MILL CONFIGURATIONS
- PC COMPUTER CONTROLLED CNC/DNC
- IMPORT/ EXPORT FILES TO OTHER CADS
- AUTO-BACKLASH COMPENSATION
- PRE-MACHINED HEAVY CASTINGS
- SIMULTANEOUS 4 AXIS MOTION
- FREE 3D CAD/CAM SOFTWARE
- AVAILABLE IN KITS OR ASSEMBLED
- EXPEDITE SERVICE ALSO AVAILABLE
- OPTIONAL ALUMINUM WAY COVERS
- .0005" RESOLUTION / AMERICAN MADE




3 & 4 AXIS UNITS  
FROM 12" X 12" TO  
66" X 66" MACH. AREA



U.S. CYBERLAB, INC. 14786 SLATE GAP RD., WEST FORK, AR 72774

CALL NOW FOR INSTANT SPECS 501-839-8293 24 HR. FAX-BACK

## PIC it $\mu$ P!



The PIC-MDS is a complete training and development environment for the mid-range PIC™ microcontrollers. Proven in classrooms, the PIC-MDS lets you learn to use and

develop applications for PIC microcontrollers quickly and easily. Our step-by-step examples guide you from simple programs through to keypad scanning, serial I/O, LCD display, A/D conversion, data logging, and interrupt routines.

**The PIC-MDS Professional Pack includes:**

- PIC16C71 & PIC16C84 microcontrollers
- EPIC Programmer & PM assembler
- detailed training manual with disk
- in-circuit programming cable & socket
- ZIF socket • buffered LED port indicators
- 2 X 16 LCD display • 2 analog pots • RS-232 port
- 256 byte serial EEPROM • crystal/resonator socket
- 5V & variable DC power supply • AC voltage adapter
- all I/O pins on screw terminals & PICBUS connector
- all code examples in Microchip and Parallax™ syntax

**only  
\$299!**

**Also Available:**

- Professional Board (no programmer) **\$259**
- Hobbyist Pack **\$199** (kit, no ZIF, '84 only)
- Hobbyist Board **\$139** (kit, no ZIF, '84 only, no programmer)

Teachers manual **Call**  
Prices exclude shipping. Parallax is a registered trademark of Parallax, Inc. PIC & Microchip are trademarks of Microchip Technology Inc.


**Sirius  
microSystems**

Visit our Web page: <http://www.siriusmicro.com>

72 Harvard Road  
Waterloo, ON N2J 3V3  
CANADA  
+1-519-886-4462 (ph.)  
+1-519-886-4253 (fax)  
support@siriusmicro.com

## Learn MICROCONTROLLERS EMBEDDED SYSTEMS and PROGRAMMING...

...with the AES learning system/  
embedded control system.  
Extensive manuals guide you  
through your development  
project. All programming and  
hardware details explained.  
Complete schematics. Learn to  
program the LCD, keypad digital,  
analog, and serial I/O. for your applications.



**THREE MODELS AVAILABLE. Choose from an  
Intel 8051, Intel 8088, or Motorola 68HC11  
based system. All models come with:**

- 32K Byte ROM, 32K Byte RAM • 2 by 16 Liquid Crystal Display • 4 by 5 Keypad • Digital, Analog, and Serial I/O • Interrupts, timers, chip-selects • 26 pin expansion connector • Built-in Logic Probe • Power Supply (can also be battery operated) • Powerful ROM MONITOR to help you program • Connects to your PC for programming or data logging (cable included) • Assembly, BASIC, and C programming (varies with model) • Program disks with Cross Assembler and many, well documented, program examples • User's Manuals: cover all details (over 500 pages) • Completely assembled and ready to use • Source code for all drivers and MONITOR • Optional Text Book

Everything you need. From \$279.  
Money Back Guarantee

Call for Free Info Pack, or see  
WEB at <http://www.aesmicro.com>  
714-550-8094, FAX 714-550-9941

**AES**  
Advanced Educational Systems

**Call 1-800-730-3232**

AES 970 W. 17TH STREET, SANTA ANA, CA 92706, USA



TRAVEL LIGHT.

American Heart Association



EXERCISE.

# I DOUBLED MY INCOME...


## WORK ONLY HALF THE HOURS!

I covered a lot of miles driving a cab for 13 years... but I sure didn't get anywhere! I mean the hours were long. The pay was short. My boss pushed, pushed, pushed all the time. In the meantime bills were piling up. Medical bills. House repairs. Charge cards. Just the everyday things. I was not just behind the wheel, I was behind the eight ball.

That's when I saw a magazine article that talked about the hottest big money-making career opportunities of the 90's. The one that interested me the most pertained to the **NEW explosive SATELLITE DISH/TV/ELECTRONICS field.**

I mailed the coupon for the FREE information kit they offered. I liked what I saw when the information packet came in the mail. What really caught my eye, however, was the idea I could gain all the knowledge I needed to make a success of this business studying in my spare time at home. **Foley-Belsaw's modern, practical hands on course combines simple step-by-step lessons with easy-to-follow video cassette guidance.** No special experience, education or electronics background is necessary. Just average mechanical aptitude to follow simple A-B-C repair procedures that are clearly outlined for you.

I decided to get in on the action... and just look at me now! Now I'm really in the driver's seat. I'm doing what I want to do. I'm my own boss. I set my own hours. I'm making more money than my wife and I ever dreamed possible. ***Would you believe I'm making twice what I made driving a cab...and I work only half as many hours.***



Hottest career opportunity since invention of the VCR!

## Get in the FAST LANE on the New "INFORMATION SUPERHIGHWAY" Everyone's Talking About!

It's exciting! It's gigantic! The technology of tomorrow is here today! You've been reading and hearing about the amazing INFORMATION SUPERHIGHWAY. **It's so NEW that few technicians are equipped to service this fast emerging field! Foley-Belsaw gives you SATELLITE DISH technology (including New MINI-DISH)...** along with the electronics expertise you need to make BIG MONEY servicing TVs and other electronics equipment.

### Be Your Own Boss!

It's quick and easy to become an expert at home in your spare time. Earn really BIG money adjusting, installing and repairing Satellite Dish Systems, TVs, Amplifiers, CD Players, AM/FM Tuners, Home Entertainment Centers. Every home, every business, every office in your area desperately needs your expertise!

### Your Timing Couldn't Be Better!

Never before and probably never again will you have a ground-floor opportunity like this to get into a

booming business of your own, make really big money, be your own boss and enjoy financial freedom and security. The fact you're reading this message shows you're smart enough to realize this!

### Learn In Spare Time At Home!

It's easy to learn in your spare time at home. And when you complete the course you will receive Foley-Belsaw's official diploma acknowledging your accomplishment!

### Send Coupon Today for FREE Kit. No Obligation.

Don't miss out on this once-in-a-lifetime opportunity. Send in the coupon NOW! Get all the facts and study them in the privacy of your own home. There's absolutely no obligation and no salesman will call on you. So don't delay. Mail the coupon today.

"Took in over \$3,200 in the past 10 days!"  
H.H., Denver, CO

"Doubled my income within 6 weeks."  
R.B., Bakersfield, CA

### Mail for FREE Information Package

**Foley-Belsaw Institute**  
6301 Equitable Road  
Kansas City, MO 64120-1395



#### Please Check Only ONE of the Following:

- |   |   |
|---|---|
| <input type="checkbox"/> Satellite Dish. Dept. 31337  | <input type="checkbox"/> Locksmithing. Dept. 12876          |
| <input type="checkbox"/> Computer Repair. Dept. 64462 | <input type="checkbox"/> Small Engine Repair. Dept. 52752   |
| <input type="checkbox"/> Gunsmithing. Dept. 92367     | <input type="checkbox"/> Woodworking. Dept. 43623           |
| <input type="checkbox"/> PC Programming. Dept. 35285  | <input type="checkbox"/> Upholstery. Dept. 81292            |
| <input type="checkbox"/> VCR Repair. Dept. 62565      | <input type="checkbox"/> Saw & Tool Sharpening. Dept. 21691 |
| <input type="checkbox"/> Vinyl Repair. Dept. 71225    |   |

Name \_\_\_\_\_

Address \_\_\_\_\_

City \_\_\_\_\_

State \_\_\_\_\_ Zip \_\_\_\_\_

**Call Toll-FREE 1-800-487-2100**

# AFFORDABLE SOLUTIONS

**EPROM EMULATORS** Complete systems, ready to use. Test your code thru the printer port without disconnecting equipment. Emulators mounted in a quality case. STD32, \$109, emulate (2764-27256). STD64, \$129, (2764-27512). **PRO-SERIES** includes bi-directional communications with PC and 'real time link' to PC for single byte changes. Instant recovery battery back-up. PRO128, \$199, (2764-27010). PRO512, \$259, (2764-27040). Use multiple emulators to support 16/32 bit bus. \$6 shipping.

**8051/8031 SINGLE BOARD CONTROLLER.** Only 1.8 X 3.0". Quality bare board with solder mask both sides and component outline. Complete with PC 8051 assembler and schematic. ONLY \$19.95. Complete kit, \$29.95. Add \$4.50 for shipping.

**EEPROM PROGRAMMER.** Reads EPROMS for easy transfer to EEPROMS. Programs 2864-28256. Complete, ready to use. No more 15 minute erase burn cycles! only \$49.95. \$69.95 with case option. \$5 shipping.

**UNIQUE RING DECODER.** Look like a big business without the bills. Have up to four numbers on a single line. Only \$74.95. \$5 shipping.

**LOGICAL DESIGN TOOLS, INC.**

5403 EVERHART, #55

CORPUS CHRISTI, TX 78411

SALES (512) 888-4535 FAX (512) 883-3711


http://www2.interconnect.net/ldt/hom.htm

Mail in orders welcome.



# FOR THE PROGRAMMER

## BAC552ES CONTROLLER



- Enhanced BASIC Language
- Philips 80C52 MCU
- 6"x9" circuit board
- 10 5A relay outputs
- 3 LED or logic outputs
- 16 opto-isolated inputs
- 8 ch. 10 bit analog inputs
- 2 ch. 8 bit analog outputs
- Real Time clock/calendar
- 128K Static RAM
- 128K FLASH memory
- 256 byte serial EEPROM
- 3 serial ports (RS232C/485)
- IIC bus expansion
- Plug-in I/O terminal blocks
- Single 12Vdc operation

**APPLICATION READY ONLY \$334.95**

Includes S14.95 Connector Package!

**APPLICATIONS:** Industrial control • HVAC systems • security • home automation • data logging • remote control & monitoring

**SYLVA Control Systems** a division of Sylva Energy Systems Inc.

519 Richard Street, Thunder Bay, Ontario, Canada P7A 1R2


Ph. 807-768-2487 Fax 807-683-6485 BBS 807-767-0587

WEB PAGE: <http://www.sylvacontrol.baynet.net>

Email: [sylva@mail.baynet.net](mailto:sylva@mail.baynet.net)

## 16 Bit Control

& Data Acquisition System



from \$299

**DSP**  
Powerful,  
Easy to use,  
Tons of Memory,  
I/O & features:

16.8MHz 68HC16  
RS-232 & RS-485  
RT clock option

34 digital I/Os (7 IRQ)  
+ LCD/Keypad port  
+ 8 ch 10b fast A/D

Affordable "C" compiler/library  
Multi-tasking kernel  
Up to 256K ea. SRAM, FLASH memory

**INTEC INOVENTURES INC.**

Ph: (604) 721-5150 FAX: 721-4191

<http://www.islandnet.com/~iii>

## CONTROL YOUR WORLD

# ModCon


Low Cost Microcontroller boards & kits + Applications

**ZORIN** <http://ZORINco.com>  
or call (206) 282-6061

Don't waste another minute, send today for the latest free Catalog and a free sample booklet. Send your name and address to:

**Consumer Information Center  
Department TH  
Pueblo, Colorado 81009**

## 386 SBC \$83




OEM (1K) PRICE

- INCLUDES:
- 5 SER (8250 USART)
  - 3 PAR (32 BITS MAX)
  - 32K RAM, EXP 64M
  - STANDARD PC BUS
  - LCD, KBD PORT
  - BATT. BACK. RTC
  - IRQ0-15 (8259 X2)
  - 8237 DMA 8253 TMR
  - BUILT-IN LED DISP
  - UP TO 8 MEG ROM
  - CMOS NVRAM

USE TURBO C,  
BASIC, MASM  
RUNS DOS AND  
WINDOWS  
EVAL KIT \$295

## \$95 SINGLE PIECE PRICE UNIVERSAL PROGRAMMER

- DOES 8 MEG EPROMS
- CMOS, EE, FLASH, NVRAM
- EASIER TO USE THAN MOST
- POWERFUL SCRIPT ABILITY
- MICROCONT. ADAPTERS
- PLCC, MINI-DIP ADAPTERS
- SUPER FAST ALGORITHMS



OTHER PRODUCTS:

- 8088 SINGLE BOARD COMPUTER ..... OEM \$27 ... \*95
- PC FLASH/ROM DISKS (128K-16M) ..... 21 ..... 75
- 16 BIT 16 CHAN ADC-DAC CARD ..... 55 ..... 195
- WATCHDOG (REBOOTS PC ON HANGUP) ..... 27 ..... 95

\*EVAL KITS INCLUDE MANUAL  
BRACKET AND SOFTWARE.  
5 YR LIMITED WARRANTY  
FREE SHIPPING  
HRS: MON-FRI 10AM-6PM EST



**MVS BOX 850  
MERRIMACK, NH  
(508) 792 9507**

## DATA ACQUISITION

Affordable Hardware and Software for PC's

ANA100 Analog I/O ..... \$ 99



- \* 8 Channel 8-Bit
- \* 0 to 5 Volt input
- \* 14 TTL I/O lines
- \* Analog Output
- \* 400KHz Sampling

DIG100 Digital I/O ..... \$ 39



- \* 8255 PPI
- \* 24 or 48 TTL I/O Lines option
- \* Selectable Base Address

ANA150 Analog/Counter... \$ 89



- \* 8 Channel 8-Bit
- \* 0 to 5 Volt input
- \* 3 16-Bit Counters
- \* 400KHz Sampling

DIG200 Counter I/O ..... \$ 79



- \* 3 16-Bit Counters
- \* 8 TTL Input lines
- \* 8 TTL Output lines
- \* Selectable Clock Frequency input

ANA200 Analog I/O ..... \$ 79



- \* 1 Channel 12-Bit
- \* 0 to 5 Volt input optional bi-polar
- \* 100KHz / 300KHz Sampling rate
- \* 24 TTL I/O lines

ANA201 Analog ..... \$ 129



- \* 8 Channel 12-Bit
- \* x1, x5, x10, x50 Programmable Channel gain
- \* 100KHz/300KHz Sampling rate

<NEW!> PC-SCOPEII - PC Oscilloscope Software  
Use with our ANA100, ANA150, ANA151, ANA200, or ANA201 boards, for 1, 2, 4, or 8 channel capture and display of data on your PC. Oscilloscope, Storage, and X-Y modes of data display ..... \$49.00




MasterCard/Visa orders accepted  
More hardware and software items available. Call for information or  
See our catalog on the internet: <http://www.bsosf.com>  
E-mail: [sales@bsosf.com](mailto:sales@bsosf.com)

## BSOFT Software, Inc.

Phone 614-491-0832 \* Fax 614-497-9971  
444 Colton Road \* Columbus, OH \* 43207



**Skyvision, Inc.**  
 1046 N. Frontier Dr. Fergus Falls, MN. 56537



# Small dish, **BIG** programming!

**PLUS:**

- ▼ Multi-room TV viewing options & accessories
- ▼ Mobile systems for RV's & vacation homes

**AND MORE!**

**800-500-9264**  
 **Skyvision**<sup>®</sup>  
 www.skyvision.com

**40 of America's Most Popular TV Channels includes DISNEY**

- ▼ Makes cable & other 18" dish options obsolete.
- ▼ The HOTTEST digital programming available!



**The Best Television Comes on a DISH<sup>SM</sup>**

DISH Network is a registered Service Mark of EchoStar Comm. Corp.

## FREE DISCOUNT BUYER'S GUIDE

### KEEP YOUR SYSTEM RUNNING STRONG!

**MOST COMPLETE SELECTION OF:**

- ✓ System Upgrades
- ✓ Parts & Accessories
- ✓ Tune-up Tools & Kits
- ✓ Complete Systems
- ✓ Technical Support Hotline
- ✓ Discount SKYPAC<sup>™</sup> Programming

**GET YOUR FREE ISSUE NOW!**

**800-334-6455**

**NEED A REPAIR ITEM FAST? WE'LL GET IT OUT TODAY!**

 **Skyvision**<sup>®</sup>  
 www.skyvision.com



December 1996, Electronics Now

# DO-IT-YOURSELF AUDIO AMPLIFIER KITS

Mark V Electronics, Inc.  
8019 E. Slauson Ave.,  
Montebello, CA 90640

Enclosures at Unbeatable prices !

Free Catalog 213/888-8988 Fax 213/888-6868

In business since 1985

Order 1-800-521-MARK / 1-800-423-FIVE

Kit skill levels are specified as ▲ beginner ▲▲ intermediate or ▲▲▲ advanced!

Best Buy

## Metal Cabinets with Aluminum Front Panel



LG-1273 3x12x7" \$ 26.50  
LG-1684 4x16x8" 32.50  
LG-1924 4x19x11 1/2" 38.25  
LG-1925 5x19x11 1/2" 42.00  
LG-1983 2 1/4 x19x8" 35.25  
LG-1923 3x19x11 1/2" 36.50  
LG-1927 7x19x11 1/2" 50.50

LG- Black anodized rack cabinet

## Modular Desktop Consoles



L x W x H  
LE-453 4x4 3/4 x3" \$ 7.50  
LE-653 6x4 3/4 x3" 9.75  
LE-853 8x4 3/4 x3" 11.75  
LE- Black finished aluminum panel 1mm thick.

## Alarm Box with Lock

Mejor Compra !

LB-1085 8 1/4 x10 1/4 x5" \$18.75  
LB-1395 9 1/4 x13 1/4 x5" 25.50  
LB-1525 12 1/4 x15 1/4 x5" 35.25  
\*LB-1494 9 1/4 x14 1/4 x4 1/4" 21.50  
LB-1383A 8 1/2 x13 1/4 x4" 23.25  
\*No lock & LB- Sheet Metal 0.8mm

New

\*LL-1923B 2 3/4 x19x12" 69.50  
\*LL-1925A 5x19x12" 79.50

\*LL- High quality full Aluminum Cabinet  
\*LL- Front panel .157" & other panels .078"  
\*LL- Gold plated cap screw for front panel

- Dimensions in inches ± .05  
- Custom-made for other dimensions if over 100 pcs for single model !

## Camera Housing



\*LD-1244 2 1/4 x10 3/4 x4" \$55.00  
\*LD-1516 3 3/4 x13 3/4 x4" 29.50  
\*LD-1565 4x13 3/4 x5 1/4" 31.75  
\*LD- Stainless Steel 0.7mm  
\*LD- Sheet Metal 1mm

## Power Transformers & Toroidal Transformer

001 28/30V x 2 6A \$ 30.00  
002 36V x 2 3A 25.00  
003 40V x 2 6A 32.00  
\*\*008 28/30V x 2 6A 40.00  
\*\*009 48/53V x 2 8A 66.00  
\*\*012 33/40/42Vx2 6A 48.00

## TA-800MK2 ▲▲ 120+120W Pre & Main Stereo Amp. (4 lbs.)



Kit: \$ 67.92  
Asmb. \$ 86.95

Power Output: 120W into 4 ohms RMS. 72W into 8 ohms RMS. Frequency Response: 10-20KHZ. THD: <0.01%. Tone Control: Bass ±12dB, Mid & Treble ±8dB. Sensitivity: Phono Input, 3mV into 47K. Line, 0.3V into 47K. Signal to Noise Ratio: 86dB. Power Requirement: 40VDC @ 6A. Suggested Mark V model 001 or 008 transformer. Recommended Metal Cabinet LG-1924.

## TY-35 ▲ FM Wireless Microphone



Kit: \$ 12.50 \$ 6.99

This is a low power real FM transmitter. Transmit frequency within 88 to 108 megahertz. Transmit range about 200 ft. It has high sensitivity sound pickup by a capacitance microphone. May be used strictly for series purposes such as remote wireless monitoring.

## AF-3 ▲▲ 300W MOSFET High Power Mono Amp. (7 lbs.)



Kit: \$ 165.00 Asmb. \$ 195.00

Power Output: 300W into 4 ohms RMS. 200W into 8 ohms RMS. Frequency Response: 10HZ-20KHZ. THD: <0.03%. Signal to noise ratio: 91dB. Input Sensitivity & Impedance at 1KHZ, 1V 47K. Load Impedance 4-16 ohms. Power Requirement: ±55 to ±65VDC 8A. Suggested Mark V model 009 Transformer. Capacitor 10,000uf 80-100V model 016 or 019. Recommended Metal Cabinet LG-1925 for each channel.

## TR-503 ▲ Regulated DC Power Supply



Kit: \$ 18.75 Asmb. \$ 27.85 variable over a range of 0-50V. Current limit trip is adjustable up to max of 3A. Suggested Mark V 002 transformer. (1 lb.)

## TA-388 ▲▲ Class A FET Dynamic Buffer Stereo Pre-Amp (1 lb.)



Kit: \$ 64.00 Asmb. \$ 80.00

Best Pre-Amp

Frequency Response (at rated output): Overall 10HZ-100KHZ +0.5dB-1dB. THD: Overall <0.007% at or below rated output level. Channel Separation (at rated output 1KHZ): Overall better than 70dB. Hum & Noise: Overall better than 90dB. Input Sensitivity (1KHZ for rated output): 300-600mV. Maximum Output Level: Pre-Amp output 1.8V (0.1% THD). Power Requirement: 30V X 2 AC 500mA.

## School Project Kits Source ...

SM-36 Dynamic Noise Reduction ▲ \$ 26.00  
TA-006 6W Mini-Amplifier ▲ 9.50  
TA-28 Digital Voice Memo ▲▲ 9.90  
TA-120 36W Class A Power Amp. ▲▲ 32.50  
TA-201 Microphone Mixer Mono Amp ▲ 20.79  
TY-45 20 Bar/Dot Level Display ▲▲ 38.25  
TY-2 Fluorescent Light Driver ▲ 14.75  
TA-50 Melody Generator ▲ 13.85

## SM-100 ▲▲ 150 MHz 8 Digit Frequency Counter (2 lbs.)



Kit: \$ 79.00 \$ 65.00  
Asmb. \$ 99.00

Sale

Frequency Range: 10HZ-150MHZ. Gate Time: 0.01s, 0.1s, 1s, 10s. Input Sensitivity: KHZ range 10HZ-10MHZ 20mV(min.). MHZ range 1MHZ-120MHZ 20mV(min.), 120MHZ-150MHZ 35mV (min.), 150MHZ-200MHZ 40mV(typical). Time Base: 10MHZ crystal, ±10 ppm. Input Impedance: 1M ohm. Response Time: 0.2s. Resolution: 0.1 HZ: 10s gate time, 1HZ: 1s gate time, 10HZ: 0.1s gate time, 100 HZ: 0.01s gate time. Hold the last input signal. Reset counter to 0. DC 9V power adapter not included.

## SM-720 AC/DC Stereo Pre & Main Power Amp.



Kit: \$ 77.00  
Asmb. \$ 102.00

120Wx2 Music power. THD: <0.2%. Input Sensitivity: Tape, CD/Aux 300mV 47k ohm, Phono 3mV 47k ohm, Guitar/Mic 3mV (600-47k ohm). Tone Control: Treble & Bass ±8dB. Frequency Response: 20HZ-20kHz. Signal to Noise Ratio: 78dB. Power Requirement: AC 110/60Hz or DC 12-16V. Ready to plug in when assembled. Case & transformer included! ▲▲▲ (9 lbs.)  
**See our catalog for more kits!**

Minimum order \$ 20. We accept Visa, MasterCard & Money Orders. Checks allow 2 weeks for clearance. We ship by UPS ground inside US (2 lbs min \$ 5.00) and ship by US mail outside US. Please call for orders shipping & handling or fax (foreign) orders. PO Orders are welcome from schools. We are not responsible for typographical errors.

CIRCLE 326 ON FREE INFORMATION CARD

# ALL ELECTRONICS

C O R P O R A T I O N

QUALITY PARTS

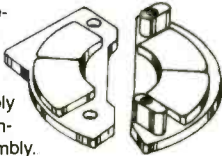
FAST SHIPPING

DISCOUNT PRICING

CALL, WRITE, FAX  
or E-MAIL For A  
**Free 64 Page**  
CATALOG.  
Outside the U.S.A.  
send \$2.00 postage.

## POWERFUL NEODYMIUM MAGNET ASSEMBLY

Four neodymium, rare-earth magnets mounted on two metal plates separated by 0.35" spacers. Probably originally part of a computer hard-drive assembly. Magnets are trapezoidal in shape, approximately 0.7" on two sides, 0.55" and 0.9" on the other two sides and 0.115" thick. Quite powerful for their size.



CAT# MAG-20 **\$3<sup>50</sup>** each

## SPECIAL PRICING! 12 VDC MINI-FAN

Sunon # KD1206PTS1  
12Vdc, 2.2 W fan.  
60mm X 60mm X  
25mm. Black  
plastic housing. Five  
blade impeller. 18"  
pigtail leads. While  
Supply Lasts!



**\$4<sup>00</sup>** each

CAT# CF-35

10 for \$35.00

## (USED) "HI-8" VIDEO CASSETTE

SONY Hi-8  
Top quality, metal  
particle 120 minute  
video cassettes. Used  
for a short time, then  
bulk-erased. Each  
cassette has its own  
plastic storage box.  
Satisfaction Guaranteed.



**\$3<sup>00</sup>** each

CAT # VCU-8

10 for \$28.00 • 100 for \$250.00

## POLYMER DOME TWEETER

Infinity SL  
3.7" diameter polymer face plate.  
8 ohm impedance. No specs available.  
Made for Infinity speaker systems.

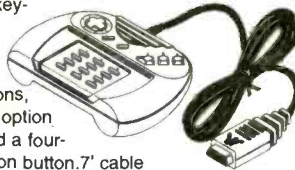


CAT # SK-5

**\$3<sup>50</sup>** each

## ATARI "JAGUAR" CONTROLLER/KEYPAD

Cool-looking game controller for the Atari Jaguar system. Ergonomically designed black box has 12 button keypad (0-9, \* and #), separate A,B,C buttons, pause and option buttons and a four-way direction button. 7' cable terminated with hi-density DB-15 connector. 6.5" X 5" X 1.65"



**\$2<sup>50</sup>** each

CAT # EX-18

10 for \$20.00

## STEREO 3.5 MM EXTENSION CABLE



6' shielded cable with stereo 3.5 mm mini-phone plug one end, 3.5 mm jack on other end.

**\$1<sup>25</sup>** each

CAT# CB-357

10 for \$10.00

## SPECIAL PRICE BI-COLOR LED

RED/ GREEN diffused.  
T 1 3/4 (5mm) Three Legs  
Center cathode.

CAT# LED-63

**35¢** each

100 for \$29.00 • 1000 for \$250.00

## SPECIAL PRICE! TWIST ON F-56 CONNECTOR

We recently made a large purchase of this twist-on co-ax connector for RG-6 cable. Special pricing while the supply lasts.



100 for \$15.00

500 for \$50.00

1000 for \$70.00

CAT #FTO-56R

## THERMOELECTRIC COOLER PELTIER JUNCTIONS



These incredible miniature solid state heat pumps raise or lower temperature in a small area almost instantly. Utilizing the Peltier effect these modules perform the same cooling or heating functions as freon based refrigerators but they do it with no moving parts, and are very reliable. Current applied to the device will produce heat on one side and cold on the other side, up to 68° C difference between the two sides. Modules can be mounted in parallel to increase the heat transfer effect or can be stacked to achieve high differential temperatures. 127 thermocouples per device. Operates on 3-12 Vdc. Requires a heatsink to prevent overheating.

1.18" (30 mm) square  
X 0.15" (3.8 mm) thick.

**\$17<sup>00</sup>** each CAT# PJT-1  
5 for \$75.00

1.57" (40 mm) square  
X 0.15" (3.8 mm) thick.

**\$26<sup>00</sup>** each CAT# PJT-2  
5 for \$110.00

Quantity Pricing Available!

ORDER TOLL FREE

**1-800-826-5432**

MAIL ORDERS TO:  
ALL ELECTRONICS CORP.  
P.O. BOX 567  
VAN NUYS, CA 91408-0567

FAX (818) 781-2653 • INFO (818) 904-0524  
INTERNET <http://www.allcorp.com/>  
E-MAIL [allcorp@allcorp.com](mailto:allcorp@allcorp.com)

NO MINIMUM ORDER • All Orders Can Be Charged to Visa, Mastercard, American Express or Discover • Checks and Money Orders Accepted by Mail • Orders Delivered in the State of California must include California State Sales Tax • NO C.O.D • Shipping and Handling \$5.00 for the 48 Continental United States - ALL OTHERS including Alaska, Hawaii, P.R. and Canada Must Pay Full Shipping • Quantities Limited • Prices Subject to change without notice.

**MANUFACTURERS - We Purchase EXCESS INVENTORIES... Call, Write, E-MAIL or Fax YOUR LIST.**

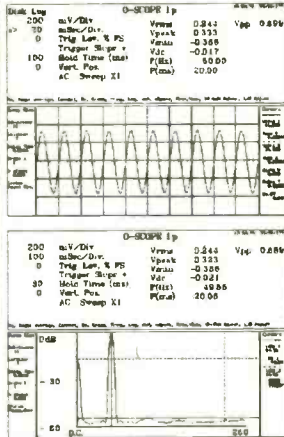


# DIGITAL STORAGE OSCILLOSCOPES

WITH  
SPECTRUM  
ANALYZER,  
DVM, FREQ.  
COUNTER,  
AND DATA  
LOGGER.

from  
**\$189.**

PORTABLE  
MODULES  
CONVERT PC'S  
INTO  
MULTIPURPOSE  
TEST AND  
MEASURING  
INSTRUMENTS.



Why lug a scope around? Toss one of our modules into your laptop case or tool kit. For a multi-purpose test device, plug to a PC parallel port and use the PC screen. Continuous, delayed, or triggered sweeps can be frozen on the screen, printed out, or saved to disk. Frequency Spectrums DC to 25 MHz.

Allison now provides PICO TECHNOLOGY Ltd. portable test equipment, including high-speed scopes, and multi channel data loggers. Pico and O-Scope modules accept standard probes and work with 286 or faster PC's.

## FEATURES:

- ♦ PORTABLE UNITS TO 25 MHz
- ♦ USES PRINTER PORT
- ♦ USES STD. PROBES

## OPTIONS:

- ♦ PROBE SETS
- ♦ AUTOMOTIVE PROBES
- ♦ BATTERY PACKS
- ♦ SOFT & HARD CASES

O-Scopes Made in U.S.A. Picos Made in U.K.  
Same Day Shipping  
Includes Cable, Software & Manuals

O-Scope Ip (DC-50KHz, single trace) .....	\$189.
O-Scope II (DC-500KHz, dual trace) .....	\$349.
PICO (ADC 200/20) (DC-10MHz, dual trace) .....	\$699.
PICO (ADC 200/50) (DC-25MHz, dual trace) .....	\$925.

PICO pc based data loggers from \$99.

Shipping within U.S. UPS Ground \$7.50(Second day \$11.50)

SEND CREDIT CARD INFO., M.O., or CHECK, OR CALL

**1-800-980-9806**

Allison Technology Corporation


8343 CARVEL, HOUSTON, TX. 77036 U.S.A.

PHONE: 713-777-0401 FAX: 713-777-4746 BBS: 713-777-4753

<http://www.atcweb.com>

# Learn by Example!

The PRIMER 8085 Based Microprocessor Training and Control System shows you how to program by example. Program examples take you from writing simple programs to controlling motors. This trainer can be used stand alone via the keypad and display or connected to a PC with the optional upgrade (\$49.95). The Upgrade includes: an RS232 serial port, a serial cable, 32K of battery backed RAM and Assembler/Terminal software.



## EXPERIMENTS USING THE PRIMER INCLUDE:

- Measuring Temperature
- Using a Photocell to Detect Light Levels
- Making a Waveform Generator
- Constructing a Capacitance Meter
- Motor Speed Control Using Back EMF
- Interfacing and Controlling Stepper Motors
- Scanning Keypads and Writing to LCD/LED Displays
- Using the Primer as an EPROM Programmer

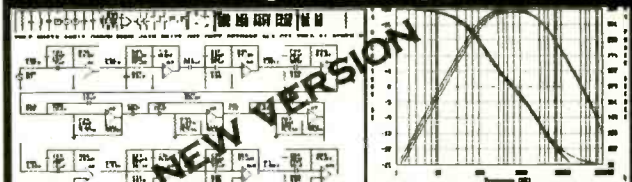
The PRIMER is only \$119.95 in kit form. The PRIMER Assembled & Tested is \$169.95. Please add \$5.00 for shipping within the U.S. Picture shown with upgrade option and optional heavy-duty keypad (\$29.95) installed.

# ENAC, inc.

P.O. BOX 2042, CARBONDALE, IL 62902  
618-529-4525 Fax 457-0110 BBS 529-5708

1985 - 1996  
OVER  
**10**  
YEARS  
OF SERVICE

# Electronic Engineering Works 5.1



**NEW VERSION**

<b>1 ANALOG CIRCUIT SIMULATOR</b> Fastest Simulator on the market. Active & Passive circuits. Up to 70 nodes, 225 elements. Programmable Models for active devices. 10 Programmable Input Transients. Edit circuits Calc, Plot and Print AC voltages, AC currents, DC current, DC voltage, DC Sweep, Input and Output transients, power. Plots: Lin, Log, Semt Polar, etc.	<b>6 CONTROL SYSTEMS</b> Calc & Plot Root Locus, Nyquist, Bode of any H(s). Calc Gain/Phase Margins & stability. Add, delete poles or zeros.
<b>2 ANALOG SIMULATOR W/DRAW</b>	<b>7 MAG/PHASE GRAPHICS</b> Calc. plot mag/phase of any H(s). More
<b>3 ACTIVE FILTERS DESIGN</b> Design/Analyze active LPF, BPF, HPF, Butterworth, Chebyshev, Bessel & All pass filters. Plot response.	<b>8 FUNCTION GRAPHICS</b> Calc, plot, edit any of 99 useful Math functions as desired. Multiplot. More.
<b>4 TRANSIENT SYSTEM ANALYSIS</b> Calc, plot transient response of system H(s) 14 Input Transients. Inverse Laplace. Edit H(s). More	<b>9 DATA GRAPHICS</b> Plot up to 400 data points in 9 formats. Lin/Log, etc. Curve fit. more.
<b>5 POLYNOMIAL OPERATIONS</b> Calc polynomial Roots. Product & Coefficients.	<b>10 CKT SCHEMATIC DRAW</b> Cut, Copy, Paste, Move, Merge, Check, Grid, Label, NetList, Add, Change, Delete, Print, Line & Text tools. 126 symbols. Up to 100 nodes, 1000 elements. More. Mouse Required.
<b>11 POWER SUPPLY DESIGN AND ANALYSIS</b>	\$39.99
Design and analyze switching and linear supplies. Design AC/DC and DC/DC Converters. Design Power Transformers, with up to 50 windings. Design Power Inductors and Current Transformers. Switchers include Buck, Boost, Buck-Boost, Flyback. Perform Stability Analysis of Switchers. Design LC Filters. Includes Mag Core Tables. Gain/Phase Plots & Data. VGA req.	
<b>12 DIGITAL LOGIC SIMULATOR WITH DRAW</b>	\$39.99
★ ANALOG CIRCUIT SIMULATOR (module 1) .....	\$ 69
★ ANALOG SIMULATOR W/DRAW (modules 1,2) .....	\$ 89
★ EE WORKS 5.1 STD (modules 1,2,3,10,12) .....	\$129
★ EE WORKS 5.1 PRO (All 12 modules) .....	\$295

Call/Fax 1(619)384-3042 or send check/m.o.  
VISA/MC ACCEPTED. \$8.95 SHIPPING, CA ADD 7.25% TAX

**FAST, ACCURATE & THOROUGH**  
GEOBAN ENGINEERING, PO BOX 658, RIDGECREST CA 93556

**Performance Guaranteed**  
PC AT, BACK BASE MEM, EGA/VGA COLOR DISP, WITH 200K VIDEO CARD, 025 3.2" OR HIGHER, MS MOUSE, 5MB SPACE ON HARD DRIVE, LASER OR DOT MATRIX PRINTER

## Synthesized FM Stereo Transmitter



Microprocessor controlled for easy freq programming using DIP switches, no drift, your signal is rock solid all the time - just like the commercial stations. Audio quality is excellent, connect to the line output of any CD player, tape deck or mike mixer and you're on-the-air. Foreign buyers will appreciate the high power output capability of the FM-25; many Caribbean folks use a single FM-25 to cover the whole island! New, improved, clean and hum-free runs on either 12 VDC or 120 VAC. Kit comes complete with case set, whip antenna, 120 VAC power adapter - easy one evening assembly.

FM-25, Synthesized FM Stereo Transmitter Kit ..... \$129.95

## Tunable FM Stereo Transmitter



A lower cost alternative to our high performance transmitters. Offers great value, tunable over the 88-108 MHz FM broadcast band, plenty of power and our manual goes into great detail outlining aspects of antennas, transmitting range and the FCC rules and regulations. Connects to any cassette deck, CD player or mixer and you're on-the-air, you'll be amazed at the exceptional audio quality! Runs on internal 9V battery or external power from 5 to 15 VDC, or optional 120 VAC adapter. Add our matching case and whip antenna set for a nice finished look.

FM-10A, Tunable FM Stereo Transmitter Kit ..... \$34.95

CFM, Matching Case and Antenna Set ..... \$14.95

## RF Power Booster Amplifier



Add some serious muscle to your signal, boost power up to 1 watt over a frequency range of 100 KHz to over 1000 MHz! Use as a lab amp for signal generators, plus many foreign users employ the LPA-1 to boost the power of their FM Stereo transmitters, providing radio service through an entire town. Power required: 12 to 15 volts DC at 250mA, gain of 38dB at 10 MHz, 10 dB at 1000 MHz. For a neat, professionally finished look, add the optional matching case set.

LPA-1, Power Booster Amplifier Kit ..... \$39.95

CLPA, Matching Case Set for LPA-1 Kit ..... \$14.95

LPA-1WT, Fully Wired LPA-1 with Case ..... \$99.95

## Micro FM Wireless Mike



World's smallest FM transmitter. Size of a sugar cube! Uses SMT (Surface Mount Technology) devices and mini electret condenser microphone, even the battery is included. We give you two complete sets of SMT parts to allow for any errors or mishaps-build it carefully and you've got extra SMT parts to build another! Audio quality and pick-up is unbelievable, transmission range up to 300 feet, tunable to anywhere in standard FM band 88 to 108 MHz. 7/8" w x 3/8" h x 3/4" t.

FM-5 Micro FM Wireless Mike Kit ..... \$19.95

## Crystal Controlled Wireless Mike



Super stable, drift free, not affected by temperature, metal or your body! Frequency is set by a crystal in the 2 meter Ham band of 146.535 MHz, easily picked up on any scanner radio or 2 meter rig. Changing the crystal to put frequency anywhere in the 140 to 160 MHz range-crystals cost only five or six dollars. Sensitive electret condenser mike picks up whispers anywhere in a room and transmit up to 1/4 mile. Powered by 3 volt Lithium or pair of watch batteries which are included. Uses the latest in SMT surface mount parts and we even include a few extras in case you sneeze and lose a part!

FM-6, Crystal Controlled FM Wireless Mike Kit ..... \$39.95

FM-6WT Fully Wired FM-6 ..... \$69.95

**Call for our Free Catalog !**

# RAMSEY

## Super Pro FM Stereo Radio Transmitter



A truly professional frequency synthesized FM Stereo transmitter station in one easy to use, handsome cabinet. Most radio stations require a whole equipment rack to hold all the features

we've packed into the FM-100. Set frequency easily with the Up/Down freq buttons and the big LED digital display. Plus there's input low pass filtering that gives great sound no matter what the source (no more squeals or swishing sounds from cheap CD player inputs!) Peak limiters for maximum 'punch' in your audio - without over modulation, LED bargraph meters for easy setting of audio levels and a built-in mixer with mike and line level inputs. Churches, drive-ins, schools and colleges find the FM-100 to be the answer to their transmitting needs, you will too. No one offers all these features at this price! Kit includes sharp looking metal cabinet, whip antenna and 120 volt AC adapter. Also runs on 12 volts DC.

We also offer a high power export version of the FM-100 that's fully assembled with one watt of RF power, for miles of program coverage. The export version can only be shipped outside the USA, or within the US if accompanied by a signed statement that the unit will be exported.

FM-100, Professional FM Stereo Transmitter Kit ..... \$299.95

FM-100WT, Fully Wired High Power FM-100 ..... \$429.95

## Speech Descrambler Scrambler



Decode all that gibberish! This is the popular descrambler / scrambler that you've read about in all the Scanner and Electronic magazines. The technology used is known as speech inversion which is compatible with most cordless phones and many police department systems, hook it up to scanner speaker terminals and you're in business. Easily configured for any use: mike, line level and speaker output/inputs are provided. Also communicate in total privacy over telephone or radio, full duplex operation - scramble and unscramble at the same time. Easy to build, all complex circuitry contained in new custom ASIC chip for clear, clean audio. Runs on 9 to 15VDC, RCA phono type jacks. Our matching case set adds a super nice professional look to your kit.

SS-70A, Speech Descrambler/Scrambler Kit ..... \$39.95

CSS, Custom Matching Case and Knob Set ..... \$14.95

SS-70AWT, Fully Wired SS-70A with Case ..... \$79.95

AC12-5, 12 Volt DC Wall Plug Adapter ..... \$9.95

## Tone-Grabber Touch Tone Decoder / Reader



Dialed phone numbers, repeater codes, control codes, anywhere touch-

tones are used, your TG-1 will decode and store any number it hears. A simple hook-up to any radio speaker or phone line is all that is required, and since the TG-1 uses a central office quality decoder and microprocessor, it will decode digits at virtually any speed! A 256 digit non-volatile memory stores numbers for 100 years - even with the power turned off, and an 8 digit LED display allows you to scroll through anywhere in memory. To make it easy to pick out numbers and codes, a dash is inserted between any group or set of numbers that were decoded more than 2 seconds apart. The TG-1 runs from any 7 to 15 volt DC power source and is both voltage regulated and crystal controlled for the ultimate in stability. For stand-alone use add our matching case set for a clean, professionally finished project. We have a TG-1 connected up here at the Ramsey factory on the FM radio. It's fun to see the phone numbers that are dialed on the morning radio show! Although the TG-1 requires less than an evening to assemble (and is fun to build, too), we offer the TG-1 fully wired and tested in matching case for a special price.

TG-1, Tone Grabber Kit ..... \$99.95

CTG, Matching Case Set for TG-1 Kit ..... \$14.95

TG-1WT, Fully Wired Tone Grabber with Case ..... \$149.95

AC12-5, 12 Volt DC Wall Plug Adapter ..... \$9.95



## Mini-Peeper Micro Video Camera

Super small, high quality fully assembled B & W CCD TV camera the size of an ice cube! Provides excellent pictures in low light (2 lux), or use our IR-1 Infra-Red light source to invisibly illuminate an entire room on a pitch black night! Imagine the possibilities... build it into a smoke detector, wall clock, lamp, book, radio. Exact same camera that's in big buck detective catalogues and stores. Kit includes: fully assembled CCD camera module, connectors, interlace PC board kit with proper voltage regulation and filtering, hook-up details, even a mini microphone for sensitive sound! Two models available: Wide Angle Lens 3.6mm/f2, adjustable focus lens, 92 degree view; Pinhole Lens 5.5mm/f4.5, 60 degree view. The Pinhole Lens is physically much flatter and provides even greater depth of focus. The camera itself is 1.2" square. The Wide Angle Lens is about 1" long, Pinhole Lens about 1/2", interlace PC board is 1" x 2" and uses RCA jacks for easy hook-up to VCRs, TVs or cable runs. Power required is 9 to 14 VDC @ 150 mA. Resolution: 380 x 350 lines. Instruction manual contains ideas on mounting and disguising the Mini-Peeper along with info on adding one of our TV Transmitter kits (such as the MTV-7 unit below) for wireless transmission!

MP-1, Wide Angle Lens CCD TV Camera Outfit ..... \$169.95

MP-1PH, Pin-Hole Lens CCD TV Camera Outfit ..... \$189.95

## MicroStation Synthesized UHF TV Transmitter



Now you can be in the same league as James Bond. This transmitter is so small that it can fit into a pack of cigarettes - even including a CCD TV camera and battery! Model airplane enthusiasts put the MTV-7A into airplanes for a dynamite view from the cockpit, and the MTV-7A is the transmitter of choice for balloon launches. Transmitter features synthesized, crystal controlled operation for drift-free transmission of both audio and video on your choice of frequencies: Standard UHF TV Channel 52 (which should only be used outside of the USA to avoid violating FCC rules), and 439.25 MHz or 911.25 MHz which are in the amateur ham bands. The 439.25 MHz unit has the 'nifty advantage' of being able to be received on a regular 'cable-ready' TV set tuned to Cable channel 68, or use our ATV-74 converter and receive it on regular TV channel 3. The 911.25 MHz unit is suited for applications where reception on a regular TV is not desired, an ATV-79 must be used for operation. The MTV-7A's output power is almost 100 mW, so transmitting range is pretty much 'line-of-sight' which can mean many miles! The MTV-7A accepts standard black and white or color video and has its own, on-board, sensitive electret microphone. The MTV-7A is available in kit form or fully wired and tested. Since the latest in SMT (Surface Mount Technology) is used to provide for the smallest possible size, the kit version is recommended for experienced builders only. Runs on 12 VDC @ 150 mA and includes a regulated power source for a CCD camera.

MTV-7A, UHF TV Channel 52 Transmitter Kit ..... \$159.95

MTV-7AWT, Fully Wired Channel 52 Transmitter ..... \$249.95

MTV-7A4, 439.25 MHz TV Transmitter Kit ..... \$159.95

MTV-7A4WT, Fully Wired 439.25 MHz Transmitter ..... \$249.95

MTV-7A9, 911.25 MHz TV Transmitter Kit ..... \$179.95

MTV-7A9WT, Fully Wired 911.25 MHz Transmitter ..... \$269.95

ATV-74, 439.25 MHz Converter Kit ..... \$159.95

ATV-74WT, Fully Wired 439.25 MHz Converter ..... \$249.95

ATV-79, 911.25 MHz Converter Kit ..... \$179.95

ATV-79WT, Fully Wired 911.25 MHz Converter ..... \$269.95

## RAMSEY ELECTRONICS, INC.

793 Canning Parkway  
Victor, NY 14564

**Order Toll-free: 1-800-446-2295**

Sorry, no tech info or order status at this number

**Technical Info, Order Status  
Call Factory direct: (716) 924-4560**



ORDERING INFO: Satisfaction Guaranteed. Examine for 10 days, if not pleased, return in original form for refund. Add \$4.95 for shipping, handling and insurance. Orders under \$20, add \$3.00. NY residents add 7% sales tax. Sorry, no CODs. Foreign orders, add 20% for surface mail or use credit card and specify shipping method.

CIRCLE 266 ON FREE INFORMATION CARD

SEE US NOW AT  
<http://www.cir.com>

**CIRCUIT SPECIALISTS INC.**

# Check Out What We Have To Offer:

## Fantastic DMM Offer!!!

Don't let the price fool you. This meter is a digital multimeter designed for engineers and hobbyists. Equipped with 5 functions and 19 ranges. Each test position is quickly and easily selected with a simple turn of the FUNCTION/RANGE selector rotary switch.

### Rubber Boot Included

**General**  
 Display: 3-1/2 Digit LCD, 21mm Figure Height with Automatic Polarity

**Overrange Indication:** 3 Least Significant Digits Blank

**Temperature for Guaranteed Accuracy:**  
 23°C±5°C RH<75%

**Temperature Ranges:**  
 Operating: 0°C to 40°C (32°F to 104°F)  
 Storage: -10°C to 50°C (14°F to 122°F)

**Power:** 9V Alkaline or Carbon-Zinc Battery (NEDA1604)

**Low Battery Indication:** BAT on Left of LCD Display

**Dimensions:** 188mm long x 87mm wide x 33mm thick

**Net Weight:** 400g

### DC Voltage (DCV)

**Range:** Resolution: Accuracy:

200mV	100µV	
2000mV	1mV	±(1%rdg+2dgt)
20V	10mV	
200V	100mV	
1000V	1V	

**Maximum Allowable Input:** 1000V DC or Peak AC.

### DC Current (DCA)

**Range:** Resolution: Accuracy:

200µA	100nA	
2000µA	1µA	±(1.2%rdg+2dgt)
20mA	10µA	
200mA	100µA	
10A	10mA	±(1.2%rdg+2dgt)

**Overload Protection:** mA Input. 2A/250V fuse.

### AC Voltage (ACV)

**Range:** Resolution: Accuracy:

200V	100mV	±(1.2%rdg+10dgt)
750V	1V	

**Frequency Range:** 45Hz-450Hz

**Maximum Allowable Input:** 750V rms

**Response:** Average Responding. Calibrated in rms of a Sine Wave.



Our Best Offer Ever on a

High Quality Full Sized DMM

**\$19.00** any qty

### Resistance (Ω)

**Range:** Resolution: Accuracy:

200Ω	100mΩ	
2000Ω	1Ω	
20KΩ	10Ω	±(1.2%rdg+2dgt)
200KΩ	100Ω	
2000KΩ	1KΩ	
20MΩ	10KΩ	±(2%rdg+10dgt)

### Diode Test

Measures forward voltage drop of a semiconductor junction in mV test current of 1.5mA Max.

### hFE Test

Measures transistor hFE.

CAT NO	DESCRIPTION	PRICE		
9300G	Rugged High Quality DMM with Rubber Boot	\$19.00		

## Switchable Scope Probe Sets

(Selectable X1/Ref/X10) These high quality scope probe sets are for oscilloscopes up to 60MHz (model HP 9060) or 150MHz (model HP 9150). Both sets include a handy storage pouch and include an IC test-hook adapter for

the probe. The BNC connector rotates to avoid cable tangle or kink. Cable length is 1.4 meters.

CAT NO	DESCRIPTION	PRICE EACH		
		1	10	100
HP-9060	Scope Probe Set DC~60MHz	\$16.49	\$14.49	\$11.58
HP-9150	Scope Probe Set DC~150MHz	24.95	21.95	18.62

SEE OUR ON-LINE CATALOG AT <http://www.cir.com>



## Positive Photo Resist Pre-Sensitized Printed Circuit Boards

These pre-sensitized printed circuit boards are ideal for small production runs. They provide high resolution and excellent line width control. High sensitive positive resist coated on 1oz. copper foil allows you to go direct from your computer plot or art work layout. No need to reverse art.

**Single-Sided, 1oz. Copper Foil on Paper Phenolic Substrate**

CAT NO	DESCRIPTION	PRICE EACH		
		1	10	50
PP101	100mm x 150mm/3.91" x 5.91"	\$2.55	\$1.90	\$1.70
PP114	114mm x 185mm/4.6" x 6.6"	2.98	2.45	1.98
PP152	150mm x 250mm/5.91" x 9.84"	5.40	3.98	3.60
PP153	150mm x 300mm/5.91" x 11.81"	6.15	4.48	4.10

**Single-Sided, 1oz. Copper Foil on Fiberglass Substrate**

CAT NO	DESCRIPTION	PRICE EACH		
		1	10	50
GS101	100mm x 150mm/3.91" x 5.91"	\$ 3.90	\$2.98	\$2.60
GS114	114mm x 185mm/4.6" x 6.6"	4.80	3.49	3.20
GS152	150mm x 250mm/5.91" x 9.84"	8.69	5.98	5.78
GS153	150mm x 300mm/5.91" x 11.81"	10.20	7.20	6.80

**Double-Sided, 1oz. Copper Foil on Fiberglass Substrate**

CAT NO	DESCRIPTION	PRICE EACH		
		1	10	50
GD101	100mm x 150mm/3.91" x 5.91"	\$ 5.07	\$3.68	\$3.38
GD114	114mm x 185mm/4.6" x 6.6"	5.95	4.29	3.99
GD152	150mm x 250mm/5.91" x 9.84"	10.47	7.39	6.98
GD153	150mm x 300mm/5.91" x 11.81"	11.95	8.69	8.30

## Etching Chemicals/Ferric Chloride

A dry concentrate that mixes with water to make 1 pint of etchant, enough to etch 400 sq. inches of 1oz board.

CAT NO	DESCRIPTION	PRICE EACH	
		1	5
ER-3	Makes 1 pint	\$3.50	\$2.75



**Developer** This product is used as the developer on our positive photo-resist printed circuit boards. Includes instructions. 50 gram package, mixes with water.

CAT NO	DESCRIPTION	PRICE EACH		
		1	10	25
POSDEV	Positive Developer	\$ .95	\$ .80	\$ .50



**Etching Tank** This handy etching system will handle PC boards up to 8" x 9", two at a time. Ideal for etching your PCB's! System includes an air pump for etchant agitation, a thermostatically controlled heater for keeping etchant at optimum temperature and a tank that holds 1.35 gallons of etchant. A tight fitting lid is also supplied to prevent evaporation when system is not being used. Typical etching time is reduced to 4 minutes on 1oz. copper board!

## REDUCES ETCHING TIME!

CAT NO	DESCRIPTION	PRICE	
		12-700	Etch Tank System
		\$37.95	

## Desoldering Pumps

These powerful plastic body desoldering pumps are designed for easy one hand operation for fast, efficient desoldering. Double O-ring piston seals for maximum suction.

CAT NO	DESCRIPTION	PRICE EACH		
		1	5	10
08-3665	Large Desoldering Pump	\$15.89	\$13.49	\$11.95
08-366E	Regular Desoldering Pump	10.89	8.59	7.39
08-366TIP	Replacement Tip	1.95	1.95	1.95

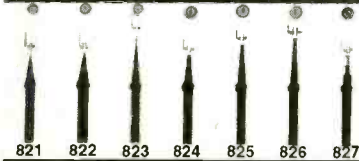
**Electronic Soldering System** Here's the ideal solution when **Temperature Control** is required. Easy to use slide control allows user to set system from 300°F to 840°F. Voltage to iron from control unit is 24V iron heating power is 48W. Replaceable 5.3mm tip is standard. Replacement irons and tips are available.

**Electronic Soldering System with LED Display** Deluxe temperature controlled system with LED display for maximum accuracy. Temperature is adjustable from 160°-480°C (320°-900°F). Iron heating power is 48 Watts. Runs on 24V from controller unit. Replacement irons and tips are available. Tip size is 5.3mm.

CAT NO	DESCRIPTION	PRICE EACH	
		1	5
SL10	Temp Controlled Soldering Iron	\$56.00	\$50.00
SL24V	Spare 24V Soldering Iron	10.50	7.50



CAT NO	DESCRIPTION	PRICE EACH	
		1	5
SL30	Deluxe Soldering System w/LED	\$86.00	\$75.00
SL24V	Spare 24V Soldering Iron for SL10 or SL30	10.50	7.50




**Replacement Tips for SL10/SL30**

CAT NO	DESCRIPTION	PRICE EACH	
		1	5
821	1/32" Pencil Tip	\$1.39	\$1.19
822	1/32" Pencil Tip	1.39	1.19
823	1/64" Pencil Tip	1.39	1.19
824	1/16" Chisel Tip	1.49	1.29

We now offer a variety of replacement tips for the SL10/SL30 soldering stations.

CAT NO	DESCRIPTION	PRICE EACH	
		1	5
825	1/8" Chisel Tip	\$1.49	\$1.29
826	3/64" Chisel Tip	1.49	1.29
827	3/64" Pencil Tip	1.59	1.39

**Ball Bearing 12V DC Fans**



These High Quality Fans feature Ball Bearings and Brushless DC Motors. All of them are designed to meet UL, CSA & VDE Standards. Design these fans into power supplies, computers or other equipment requiring additional air flows for heat removal. These fans are regular Circuit Specialists stock items — they are not surplus.

CAT NO	DESCRIPTION	PRICE EACH			
		1	10	25	100
CSD 4010-12		\$ 9.88	\$ 6.38	\$5.48	\$4.87
CSD 6025-12		9.38	5.91	5.41	4.71
CSD 8025-12		8.88	5.85	5.19	4.49
CSD 9225-12		8.95	6.14	5.29	4.59
CSD 1225-12		11.45	8.96	7.82	6.85

**Specifications**

CAT NO	DIMENSIONS (MM)	RATED VOLTAGE (V)	START VOLTAGE (V)	INPUT CURRENT (A)	AIR FLOW (CFM)	STATIC PRESSURE (INCH-H <sub>2</sub> O)	SPEED (RPM)	NOISE LEVEL (dB)	WEIGHT (g)
CSD 4010-12	40x40x10mm	12	7	0.06	5.1	0.19	5,500	26	20
CSD 6025-12	60x60x25mm	12	5	0.13	13.7	0.165	4,500	28	65
CSD 8025-12	80x80x25mm	12	5	0.16	37.8	0.177	3,000	31	80
CSD 9225-12	92x92x25mm	12	5	0.32	42	0.18	2,800	37	95
CSD 1225-12	120x120x25mm	12	5	0.35	62	0.180	2,500	42	135

**INDUSTRY BEST PRICING!**

**SOLDER • SOLDER • SOLDER • SOLDER • SOLDER • SOLDER**

We stock high quality 60/40(Sn%/Pb%), .031" and 63/37, .031" diameter. This is prime JIS certified solder that we maintain as a regular stock item (It is not "Left-overs, Rejects or Surplus") and you can buy it from us at a fraction of the price that you are used to.



**Tired of Paying Inflated Prices for Solder?**

CAT NO	DESCRIPTION	1	10	25
RH60-1	1-lb. Spool, .031", 60/40	\$ 6.90	\$ 5.96	\$ 5.30
RH63-1	1-lb. Spool, .031", 63/37	6.95	6.10	5.41
RH60-4	4.4-lb. Spool, .031", 60/40	24.00	21.90	17.92
RH60-TUBE	6-oz. Tube, .031", 60/40	.99	.89	.79

**CCD Camera - IR Responsive** As Low As \$109!!

This black and white monochrome CCD Camera is totally contained on a PCB (70mm x 46mm). The lens is the tallest component on the board (27mm high from the back of the PCB) and it works with light as low as 0.1 lux. It is IR Responsive for use in total darkness. It comes with six IR LED's on board. It connects to any standard monitor, AUX or video input on a VCR or through a video modulator to a TV. Works with a REGULATED 12V power supply (11V-13V). Hooks up by connecting three wires: red to 12V, black to ground (power & video) and brown to video signal output.



CAT NO	DESCRIPTION	1	5
CA-H34A	PCB Mounted IRCCD Camera	\$125.00	\$109.00

SEE OUR ON-LINE CATALOG AT <http://www.cir.com>

**CIRCUIT SPECIALISTS, INC.**  
 SINCE 1971  
 800-811-5203  
 602-464-2485  
 602-464-5824(FAX)



WE ACCEPT:

**RECEIVE OUR LATEST 132 PAGE CATALOG!**

It's chock full of all types of electronic equipment and supplies. We've got I.C.'s, capacitors, resistors, pots, inductors, test equipment, breadboarding supplies, PC supplies, industrial computers, data acquisition products, personal computers and computer parts, plus much, much more. FAX us your name and address or call 800-811-5203, ext. 5, to leave a message on our catalog request line.



December 1996, Electronics Now

# EARN MORE MONEY!

## Be an FCC LICENSED ELECTRONIC TECHNICIAN!



Learn at home in spare time. No previous experience needed!

No costly school. No commuting to class. The Original Home-Study course prepares you for the "FCC Commercial Radio-telephone License." This valuable license is your professional "ticket" to thousands of exciting jobs in Communications, Radio-TV, Microwave, Maritime, Radar, Avionics and more...even start your own business! You don't need a college degree to qualify, but you do need an FCC License.

**No Need to Quit Your Job or Go To School** This proven course is easy, fast and low cost! **GUARANTEED PASS**—You get your FCC License or money refunded. **Send for FREE facts now. MAIL COUPON TODAY!**

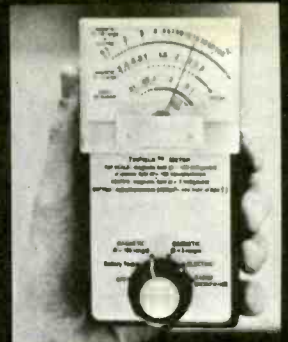
Or, Call 1-800-932-4268 Ext. 210

### COMMAND PRODUCTIONS

FCC LICENSE TRAINING, Dept. 210  
P.O. Box 2824, San Francisco, CA 94126  
Please rush FREE details immediately!

NAME \_\_\_\_\_  
ADDRESS \_\_\_\_\_  
CITY \_\_\_\_\_ STATE \_\_\_\_\_ ZIP \_\_\_\_\_

## NOW YOU CAN "SEE" INVISIBLE FIELDS AND AVOID THEM



Most homes and offices have hot spots with strong artificial electro-magnetic fields, where chronic exposure may cause mental or physical problems. Even the EPA names these fields as suspected carcinogens. You can reduce your risk by avoiding these high-field areas.

The *TriField™* meter detects *far more* of these fields than any other electromagnetic pollution meter. It's the only one that independently reads AC electric fields, AC magnetic fields, and radio/microwaves. It also reads field strengths in *all directions simultaneously*. Every other meter that sells for under \$500 reads only magnetic and only in one direction — they can entirely miss a magnetic field unless pointed correctly and are blind to radio/microwaves and electric fields, both of which cause biological effects.

The *TriField™* meter reads all three types of fields numerically and with a SAFE/BORDERLINE/HIGH SCALE, weighted proportional to effect on the body. Thresholds are based on epidemiological and laboratory studies. (While no *absolute* hazard thresholds have been established, reduction of *relative* exposure is prudent.)

The *TriField™* meter comes ready-to-use with battery, instructions, and one-year limited warranty. The cost is \$144.50 postpaid.

AlphaLab, Inc. / 1280 South Third West / Salt Lake City, UT 84101-3049  
For literature and information, call (503) 543-6545

## CONTROL

RELAYS • LIGHTS • MOTORS

## MEASURE

TEMPERATURE • PRESSURE • LIGHT LEVELS • HUMIDITY

## INPUT

SWITCH POSITIONS • THERMOSTATS • LIQUID LEVELS

MODEL 30 ..... \$79



- PLUGS INTO PC BUS
- 24 LINES DIGITAL I/O
- 8 CHANNEL-8 BIT A/D IN
- 12 BIT COUNTER
- UP TO 148 SMP/SEC

MODEL 45 ..... \$189




- RS-232 INTERFACE
- 8 DIGITAL I/O
- 8 ANALOG INPUTS
- 2 ANALOG OUTPUTS
- 2 COUNTERS-24 BIT

MODEL 100 ..... \$279



- 12 BIT 190 KHZ A/D
- 4 ANALOG OUTPUTS
- 3 TIMER COUNTERS
- 24 DIGITAL I/O

MODEL 60 ..... \$179



- 8 2-AMP RELAYS
- 16 DIGITAL I/O
- 1 8-BIT ANALOG INPUT

MODEL 40 ..... \$99



- RS-232 INTERFACE
- 28 LINES DIGITAL I/O
- 8 ANALOG INPUTS
- PWM OUTPUT
- OPTIONAL 12 BIT A/D

MODEL 70 ..... \$239



- RS-232 INTERFACE
- 18 BIT A/D
- 8.5 DIGIT
- UP TO 60 BMP/SEC

NEED A CUSTOM PCB? TRY US.

## PRAIRIE DIGITAL, INC.

PHONE 608-643-8599 • FAX 608-643-6754

846 SEVENTEENTH STREET • PRAIRIE DU SAC, WISCONSIN 53578



# PROFESSIONAL DESOLDERING with the

Lane Norman - Normans Electronics Inc. Atlanta GA 404-451-5057  
A cost effective solution to desoldering equipment at less than half the price of most equipment. It's performance is ASTOUNDING.

Harold Smedberg - Smedberg Electronics - Custer MI  
The SC7000 has reduced my damage to PC boards by 90%. It has also decreased my desoldering time by 50%. The best priced tool on the market.

Mike Murphy - Service Center - Van Nuys CA 818-785-7805

The single best investment of repair equipment we've made. It outperforms all other desoldering tools we've used. Easier to use and least expensive.

## DEN-ON SC7000

Bob Monroe - M.A.R.C. Electronics - Virginia Beach VA 804-468-3932  
Best investment we've made. Saves time, especially with multi-sided PCB's. Extremely pleased with warranty. Failed within 6 months and replaced by DEN-ON overnight.

Dick Manning - Dicks Electronics - Hartland WI 414-367-8339  
The ease & speed of component removal greatly increases productive time. The SMD kit makes SMD removal a breeze, even for inexperienced Techs.

Dave Hayes - E-H Engineering Ltd - Lincoln NE 402-466-6720  
Has been a durable & reliable desoldering unit. Our use has been both lab & field application over the last 2 yrs. with positive results.

Bob Sorrels CET/CSM Polytronics Microcomputer - Shreveport LA  
We've used our SC7000 almost every day for about three years with virtually no problems. Just clean it before you turn it off for the day.

George Hefner - Hefner Electronics - Coleridge NE 402-283-4333  
Being a one-man service center, I hesitated to spend the money on a desoldering tool, however all that changed when I nearly ruined a \$400 computer logic board. It has cut my desoldering time by 50 to 75%.

Steven Gray - Electronic Wizards - Wichita KS 316-686-8324  
By far the best desoldering tool we've ever used. Much more suction than other similar types we've tried. No trouble with postage stamp IC's or anything else.

Dennis McMannis - Thorn Services International - Mabelton GA  
The SC7000 has decreased my use of wick by 75% and at \$25 a roll, it pays for itself within months. My total bench time is reduced by approx. 20%.

Don Cressin - Certified Electronics Service - Ellicott City MD 301-461-8008  
We have obtained excellent results with the SC7000 including repairing high density U/V tuners. It is one of the best purchases we have made.

Doug Pettit - LuRay Electronics - LuRay VA 703-743-5400  
We found that the SC7000 not only saves money vs. wick, but saves valuable time in troubleshooting. It allows you to be more accurate in removing SMD's.

Paul Horvat - Service Excellence Inc. - Bergenfield NJ 201-387-7776  
It has made a almost impossible job (desoldering a 64 pin CPU) a piece of cake.

## Specifications

- ◆ Totally Self Contained diaphragm vacuum pump and AC motor for high vacuum suction or reversible hot air blow for SMD removal.
- ◆ 100Watt Ceramic heater with zero-crossover switching heater control circuit which prevents spikes and leakage currents.
- ◆ Unique patented long lasting filter cartridge design. Solder builds up on easily cleaned baffle, while air flows around the outside of baffle.
- ◆ Totally ESD Safe. The housing contains carbon and the tip is at ground potential for complete ESD Protection.
- ◆ Maximum vacuum of 600mmHg is attained in 0.2 seconds.
- ◆ Temperature adjustable from 300°C - 450°C or 572°F - 842°F

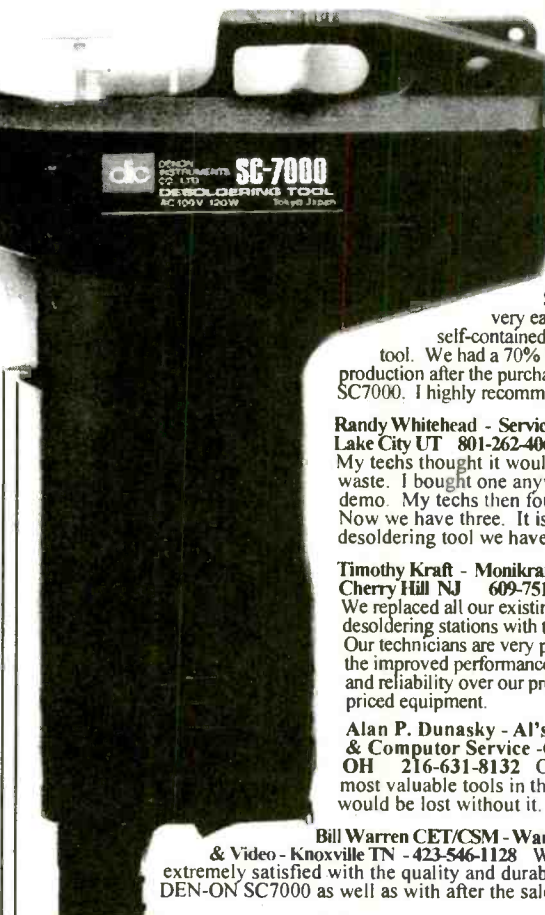
Visa - M/C - Discover - American Express - Terms to Qualifying Companies  
30 Day Money Back Total Satisfaction Guarantee - One Year Parts and Labor Warranty

**HOWARD**  
**HEINSTRUMENTS INC**  
ELECTRONIC  
6222 N. Oliver Wichita, KS 67220

Toll Free U.S. and Canada  
**1-800-394-1984**

E-Mail sales@heinc.com  
Web Site www.heinc.com  
International (316) 744-1993  
or Fax (316) 744-1994

CIRCLE 330 ON FREE INFORMATION CARD



time by 50%. The best priced tool on the market.

Tom Mullett - JC Penny TD&S - Wausau WI 414-259-2486

The SC7000 is a very easy to use, self-contained desoldering tool. We had a 70% increase in production after the purchase of the SC7000. I highly recommend it.

Randy Whitehead - Service West - Salt Lake City UT 801-262-4069

My techs thought it would be a waste. I bought one anyway after a demo. My techs then fought over it. Now we have three. It is the Best desoldering tool we have ever used.

Timothy Kraft - Monikraft, Inc. - Cherry Hill NJ 609-751-3252

We replaced all our existing desoldering stations with the SC7000. Our technicians are very pleased with the improved performance, portability, and reliability over our previous higher priced equipment.

Alan P. Dunasky - Al's TV, VCR, & Computer Service - Cleaveland, OH 216-631-8132  
One of my most valuable tools in the shop. I would be lost without it.

Bill Warren CET/CSM - Warrens Audio & Video - Knoxville TN - 423-546-1128  
We have been extremely satisfied with the quality and durability of the DEN-ON SC7000 as well as with after the sale support.

Keith Sahs - J & M Electronics - Omaha NE

402-291-7100 It's a must tool for my bench. I can desolder multiple pin IC's quickly and clean. It will even take up large solder amounts on tuner and case grounds.

Ray Wurmnest - Ray's Electronics, Inc. - Bloomington IL 309-829-3238  
The SC7000 saves time when changing out parts in the home or in the Service Center — Worth every penny we spent.

## FREE TRIAL

Available on Request

Industrial User Price \$550.00  
Our Regular Price \$445.00

**Sale Price \$395.00**

Limited Supply at Sale Price

Price includes Stand, two extra filter cartridges, tip wrench and tip cleaner.

AT LAST! DC-20 MHz SYNTHESIZED PERFORMANCE FOR ONLY \$795!



- DC-20 MHz, .1 Hz resolution, DC offset
- Linear/Log Sweep
- Dualtone Generation
- Internal/External AM
- Internal/External FSK
- Internal/External FM
- Burst
- Internal/External PM
- DTMF Generation
- Internal/External SSB
- DTMF Detection
- Internal/External BPSK
- Power Level Measmt

**\$795**  
Quantity 1  
Made in U.S.A.

The SG-100 gives you .1 Hz synthesized precision and a wide diversity of modulation functions all of which can be performed using an internally generated or externally applied signal. You also get signal analysis functions that are just not offered on any other signal source such as DTMF Detection and Power Level Measurement. And because you can download new instrument functions to Flash memory, you can ensure that your SG-100 will never become obsolete.

The SG-100 is available NOW and is ready to turn your engineering bench into a real powerhouse!



**Telulex Inc.** **C.O.D. P.O.**

2455 Old Middlefield Way S, Mountain View, Ca. 94043 (415) 938-0240  
Fax: (415) 938-0241 <http://www.telulex.com> email:sales@telulex.com

CIRCLE 290 ON FREE INFORMATION CARD

## WORLD'S SMALLEST UHF X-tal Locked Video Transmitters \$99.00

**So small the transmitter, camera and battery will fit into a cigarette pack!!!**

Used by hundreds in covert CCTV, R/C models, movie Special Effects, and Law Enforcement. "I've utilized your transmitters in covert video installations for about one year... previously, I used costly wireless units from Pelco, MVP, and Supercircuits. Nothing approaches the VidLink in terms of power, picture quality, size, and value. Thank you." *R. Leslie, CCTV Installer, NY.*  
"Incredible color, resolution... easy to use, convenient. Very cool!" *R. Davis, Props, CA.*  
"... like having a TV station in your pocket." *J. Ramsay, Electronic Hobbyist, FL.*



LIVE REMOTE VIDEO FROM: **\$99.00**

ACTUAL SIZE!!!

VidLink 100: 100mW Power- upto 1/4 Mile  
**\$199.00** New! High-Power!  
VidLink 15: 15mW Power- upto 150 Feet  
**\$99.00** New! Low Price- Same Size!  
Covert Camera: 1 1/4" sq. Pinhole Lens  
**\$169.00** Pro Grade Japanese Quality!  
\*\*\* Audio Module Now Available. Call. \*\*\*  
Check/MO, COD +\$5.00, S&H \$5.50

**AEGIS RESEARCH**

#671-1225 E. Sunset Dr.  
Bellingham, WA  
98226-3529 USA

**1-604-224-0416**

Visit our virtual catalog on the INTERNET at:  
<http://www.lynx.bc.ca/virtualspy>

## ❖ ATTENTION CABLE VIEWERS ❖

**CABLE VIEWERS. . .get back to your BASIC Cable Needs**

**Call 800-577-8775**

For information regarding all of your BASIC cable needs.



**5 GOOD REASONS TO BUY OUR FAR SUPERIOR PRODUCT**

- ❖ PRICE
- ❖ EFFICIENT SALES AND SERVICE
- ❖ WE SPECIALIZE IN 5, 10 LOT PRICING
- ❖ ALL FUNCTIONS (COMPATIBLE WITH ALL MAJOR BRANDS)
- ❖ **ANY SIZE** ORDER FILLED WITH SAME DAY SHIPPING

We handle NEW equipment ONLY - Don't trust last year's OBSOLETE and UNSOLD stock!  
**COMPETITIVE PRICING—DEALERS WELCOME**

**HOURS: Monday-Saturday 9-5 C.S.T.**

It is not the intent of B.E.S.W. to defraud any pay television operator and we will not assist any company or individual in doing the same.  
\*Refer to sales personnel for specifications.

**BASIC  
ELECTRICAL  
SUPPLY &  
WAREHOUSING  
CORPORATION**

**P.O. Box 8180 ■ Bartlett, IL 60103 ■ 800-577-8775**

CIRCLE 334 ON FREE INFORMATION CARD


**12VDC HEAVY DUTY ROBOT MOTOR**

Has a 1 1/2" L x 1 1/8" Dia body, and a 1/2" L x 3/32" Dia shaft.

**G7851 79¢**



**100 WATT AUDIO POWER AMPLIFIER IC LM3875**



High performance audio power amplifier IC capable of delivering 100 watts instantaneous peak output power or 40 watts continuously into an 8Ω speaker 20Hz-20KHz. Specs: signal-to-noise ratio - 95db(min), output short to ground protection, supply voltage min. - 20VDC, max. - 84VDC, thermal protection, spike protection. Great for stereo power amplifiers (requires 2 units), self-powered speakers, surround sound amplifiers, etc. TRA11B, 11 pin power package. Prime with specs and simple application circuit diagram.

**G6943 \$4.50**

**5 FUNCTION DIGITAL MULTIMETER**



Very handy compact LCD readout hand held multimeter by GB. Model #GDT-160 operates from 2 AAA batteries (not included). Features fully automatic ranges:

- Resistance: 0-20MegΩ
- DC Voltage: 0-500VDC
- AC Voltage: 0-500VAC
- Continuity Beeper
- Diode Check


Also includes a data hold button and comes with a handy carrying case. Size about 6 1/4" L x 1 3/8" W x 1 3/16" D. Brand new in retail blister pack. These are worth at least \$50!

**G7872 \$19.95**

**PHONE ORDERS 800-445-0697**

**IF YOU CAN'T FIND WHAT YOU ARE LOOKING FOR. CALL FOR A FREE COPY OF OUR LATEST CATALOG. THIS CATALOG CONTAINS OUR ENTIRE PRODUCT LINE OF ALMOST 4,000 ITEMS AND IT IS STILL GROWING!**

**ULTRA THIN 12VDC FAN**



Brushless type 12VDC fan is only 3/8" thick. Size about 1 15/16" square. Made by Elina Fan. Rated 12VDC @ 140mA. Has flexible wire leads and connector. Brand New!

**G7871 \$2.98**

**FUTABA INTELLIGENT ALPHANUMERIC DISPLAY**



Brand new 2 line with 16 characters on each line alphanumeric display. These glow bright blue and are the fluorescent glass type displays. The Futaba part # is, we believe, 16SD03C. Attached to the display is a circuit board containing 3 IC's and a driver circuit. The IC's are two OKI C1162's and one Intel N8852AH. We have absolutely no data or hookup info. We can tell you that it has five hookup pins on one end. These are brand new in manufacturer bags and if you can figure them out you'll save a bundle!

**G7875 \$2.95**

**SUPER LED ASSORTMENT**




**YOU GET LEDs IN THESE COLORS:**

- RED
- ORANGE
- YELLOW
- &
- GREEN

Assortment of all types, colors, sizes and shapes of prime quality LEDs. Our largest and most spectacular assortment contains 250 pieces.

**G7436 \$10.00**

**MINI VACUUM**



Designed to clean hard to reach area of computers and electronic equipment. Has brush and various attachments to clear dust off from keyboards, etc. Requires 2 AA batteries (not included). Brand new and quality made by Gemini.

**G7873 \$2.98**


**SMB-06L STAR BUZZER**



Compact buzzer by Star features insulated leads and 6VDC operation.

**G7874 \$1.29**

**STANLEY SUPER BRIGHT RED LEDS**



Low current high reliability TI case red LED by Stanley. 6mcd@20mA typical output. Pastel diffused pinkish lens type. Peak wave length: 630nm, V<sub>f</sub> ~ 2.0V. These are brand new and very nice!

**G7862..... 20/\$1.00**  
**Sealed Bag ..... 200/\$7.00**  
**5Bags..... 1,000/\$30.00**  
**10,000pcs..... \$275.00**

**XENON STROBE TUBE**

Approx. 1 3/16" L x 5/32" Dia. **100/\$25.00**  
**1,000/\$220.00**  
**10,000/\$2,000.00**

**G7852 49¢**

**CABLE READY PLUS™**



Back Panel >

These were made to restore the VCR features you like to use that your cable box takes away. Allows you to record a selected station tuned in on the cable box while watching a completely different one from your VCR tuner. Also restores PIP on TVs that have this feature!

We made a special closeout purchase of these units from the manufacturer as they will no longer offer this item (due to the fact that a few cable companies are scrambling the channels which prevents this device from working in some areas of the country). Because of this fact some of these may have been customer returns, however, they are like new and come with all accessories, and instruction manual in an attractive retail package!

Even if your cable company is scrambling the signal you'll want to own one of these as they have a very sleek black (6 5/8" x 5 1/8" x 1 3/8") metal and plastic case which can be used in making your own professional looking projects and has a built-in video amp with various electronic parts. Features a power on/off switch with red LED power on indicator, two 3' F to F cables, two 6' RCA to RCA cables, and an AC adapter.

**G7370 Now Just \$5.00!**

**MYSTERIOUS RF OCEAN BEACON WITH STROBE/FLASHER**



**Unusual Item!**

Here's What's Inside.

Consists of the "insides" of a very sophisticated ocean beacon. Perhaps these were designed to track and transmit at VLF ocean currents, track storms, show hazardous locations in the ocean, shipwreck locations, etc. - We don't know!

These are brand new and are about 14 1/2" Tall x 6 1/2" Dia. They have a round antenna device near the top, and a bright strobe tube that flashes at the very top. The circuit board operates from 12VDC and the strobe tube starts to flash about once a second when power is applied. We think that it also has a built-in transmitter as it has quite a few coils (however these could also be for an RF receiver, or both transmitter and receiver) We have no specs, schematics or other info on these. Circuitry consists of several hundred parts including an 80C31 CPU, a 27C256 RAM, 10 other ICs, various power transistors, a reed switch, various small signal transistors, a quantity of tantalum caps, trimmer caps, resistors, a crystal oscillator that operates at 5.0753125MHz, a 12MHz crystal, a copper/brass shielded circuit area. These were made by Westinghouse and have 3D60376 RE E marked on the circuit board.

We will give \$500 worth of our catalog merchandise to the first person who can supply us with the schematics, frequency of operation and general operational data on this item - Please call us if you have it!


These are new in manufacturer sealed cardboard boxes - We don't have the outer plastic beacon case or any other data, however, these must have cost a fortune! Here's your chance to own a piece of very interesting technology for experimenting at a tiny fraction of the original cost.

**G7870 \$24.95**

**NOTE: All sale prices advertised are valid only through the month of the cover date.**

**For Phone Orders Call 800-445-0697 or Fax Your Orders to (602) 451-9495**

**ELECTRONIC GOLDMINE** Minimum Order: \$10.00 (plus \$5.00 Shipping and Handling). We accept MasterCard, Visa and personal checks, however, we cannot accept personal checks on orders outside the United States. Canadians and orders that need US MAIL send minimum \$5.00 S&H. Minimum Foreign Order Amount: \$50.00 (plus shipping and handling).



**ELECTRONIC GOLDMINE**  
 PO Box 5408  
 Scottsdale, AZ 85261



**"QUALITY IS OUR CAPITAL CONCERN."**

**Complete On Site  
Electrical Engineering Lab**

- PRODUCT ENGINEERING
- FIRMWARE DEVELOPMENT

- REVERSE ENGINEERING
- RF CIRCUIT DESIGN & MANUFACTURING

• MICRO CONTROLLER & EPROM HARDWARE & SOFTWARE DEVELOPMENT

From Auto-Routing to CNC Routing to Electronic Assemblies...  
**Capital Electronics** is Your Best Route For Printed Circuit Boards.

**DESIGN/LAYOUT**

- CAD LAYOUT SERVICES
- COMPATIBLE WITH ALMOST ALL CAD SYSTEMS
- FROM SCHEMATICS OR SAMPLE PCB'S
- PHOTOPLOTTING SERVICES
- 28,800 BAUDE MODEM

**PRINTED CIRCUIT BOARDS**

- SINGLE & DOUBLE SIDED
- MULTI-LAYER & FLEXIBLE PCB'S
- FROM QUICK TURN PROTOTYPES TO SCHEDULED PRODUCTION RUNS
- FINE LINES, SMT
- ELECTRICAL TESTING
- PRECIOUS METAL PLATING

**ASSEMBLY SERVICES**

- FAST TURN BOARD STUFFING
- WIRE HARNESSES
- WAVE SOLDERING
- ACQUISITION OF PARTS
- FINAL TESTING
- TURNKEY SERVICES
- CUSTOM ENCLOSURES

**For Quick & Competitive Pricing or More Information,  
Please Call Us Today!**

852 Foster Avenue • Bensenville, IL 60106

**(708) 350-9510**

Fax (630) 350-9760 • Modem (630) 350-9761

**Internet Access:**  
 For Automated Info Response:  
 INFO@capital-elec.com  
 E-Mail: Quote@capital-elec.com  
 Web Access: <http://www.capital-elec.com>

CIRCLE 332 ON FREE INFORMATION CARD

Radiotelephone - Radiotelegraph

# FCC Commercial License

## Why Take Chances?

Discover how easy it is to pass the exams. Study with the most current materials available. Our **Homestudy Guides**, Audio, Video or PC "Q&A" disks make it so fast, easy and inexpensive. No college or experience needed. The new commercial FCC exams have been revised, covering updated Aviation, Marine, Radar, Microwave, New Rules & Regs, Digital Circuitry & more. We feature the Popular "Complete Electronic Career Guide". 1000's of satisfied customers **Guarantee** to pass or money back. Newest Q&A pools.

Send for **FREE DETAILS** or call  
**1-800-800-7588**

**WPT Publications**  
4701 N.E. 47th St.  
Vancouver, WA 98661

Name \_\_\_\_\_

Address \_\_\_\_\_

City \_\_\_\_\_ St. \_\_\_\_\_ Zip \_\_\_\_\_

**1-800-800-7588**

Electronics Now, December 1996

106

# The Hacker's Companion CD-ROM

Want a war-dialer program or something to crack a password? Do you want to learn how the phone company gets ripped off, or learn how to build a red box, or modify a cellular phone? Want to see what the security holes in a VAX are? Or how to compromise a Unix machine or a DBS? Want to learn how to use the system in ways you never imagined possible? This CD is the place to look! It contains all kinds of computer, telephone and general hacking information. Even a video of dutch hackers breaking into a classified US military computer! In all, 552 megabytes of fascinating information that's hard to get anywhere else!

**PC-Compatible CD-ROM \$49.95**  
Shipping \$3

**Call (800)719-4957 now!**

to order (Visa/MC/COD) or call or write for **FREE CATALOG** of hard-to-get information about *computer viruses, computer hacking, security and cryptography!*

**American Eagle Publications, Inc.**  
P. O. Box 1507  
Show Low, AZ 85901

CIRCLE 315 ON FREE INFORMATION CARD

# ATTENTION DEALERS

**BUY DIRECT FROM THE WHOLESALER**

**GET THE BEST PRICES AND SERVICE**

**ALL UNITS ARE IN STOCK FOR IMMEDIATE SHIPMENT**

## ADD-ONS

	QTY 5	QTY 10	QTY 20	QTY 50+
STEALTH-1000-P	\$55	\$48	\$45	CALL
TVT-3 GOLD	\$48	\$41	\$38	CALL
TNT-3	\$52	\$45	\$42	CALL
STEALTH 80 - P	\$61	\$54	\$49	CALL
M-80	\$70	\$64	\$58	CALL
PIO+	\$75	\$68	\$58	CALL

## NEW CONVERTERS

CENTURY CT-3000	\$68	\$64	\$60	CALL
SA - 8511	\$75	\$70	\$65	CALL

## NOVAVISIONS

NV-5600	\$205	\$195	\$185	CALL
NV-5700	\$195	\$185	\$175	CALL
NV-5800	\$195	\$185	\$175	CALL
NV-5750	\$305	\$295	\$285	CALL

## BOSS COMBOS

BOSS 1	\$210	\$195	\$185	CALL
BOSS 2	\$210	\$195	\$185	CALL
BOSS 3	\$210	\$195	\$185	CALL

## ZENITHS

ST-1600	\$210	\$195	\$185	CALL
---------	-------	-------	-------	------

## REFURBISHED CONVERTERS

REGAL • SA • PANASONIC *CALL FOR THIS MONTH'S SPECIALS*

# 1-800-800-0766

# KIMTRONICS INC

30 day money back guarantee. All shipping and handling at customers expense.  
Anyone implying theft of cable service will be denied sale. NO FLORIDA SALES.

**WE WILL MEET OR BEAT ALL COMPETITOR'S PRICES IN THIS MAGAZINE**


KIM 3

CIRCLE 317 ON FREE INFORMATION CARD

www.americanradiohistory.com

# New and Pre-Owned Test Equipment

## Goldstar



Model OS-9100P → **\$899.00**

**Full 100 MHz Bandwidth!**

- Dual-Channel, High Sensitivity
- TV Synchronization Trigger
- Calibrated Delayed Sweep
- Includes Two Probes, 2 Year Warranty

**FREE SHIPPING!**  
ON GOLDSTAR EQUIPMENT  
ANYWHERE IN THE U.S.  
Excluding AK & HI



**BK PRECISION**  
MAXTEC INTERNATIONAL CORP.

Model 4040 **\$499.00**  
**20 MHz Sweep/Function Generator**

- 0.2 Hz to 20 MHz, 5 digit LED Display
- AM & FM Internal or External Modulation
- Sine, Square, Triangle, TTL, CMOS Outputs
- Burst Operation
- External 30 MHz Frequency Counter

**NEW!**



**TOLL FREE 1-800-99-METER**

## Pre-Owned Oscilloscope Specials

B + K Precision 1476 10 MHz **\$229.00**  
*Great Starter Scope!*

Tektronix 465 100 MHz **\$599.00**  
Tektronix 465B 100 MHz **\$699.00**  
Tektronix 475 200 MHz **\$799.00**  
Tektronix 475A 250 MHz **\$899.00**

- The Industry Standard of Oscilloscopes
- Dual Channel, Calibrated Delayed Sweep
- Professionally Refurbished
- Aligned & Calibrated to Original Specifications
- 6 Month Warranty - The Longest Available!

## LOWEST PRICES EVER!

**NEW FLUKE MULTIMETERS & TEKTRONIX OSCILLOSCOPES**

The Industry Standard in Multimeters

**NEW!**

Model 79 II ..\$172.00 Model 87 ..\$285.00

TEKTRONIX TDS SERIES  
ON SALE!

## Test Equipment Depot

A FOTRONIC CORPORATION COMPANY

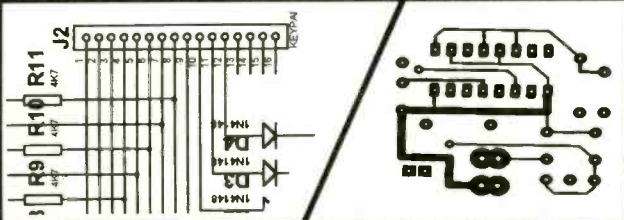
P.O. BOX 708 Medford, MA 02155

1-800-996-3837

(617) 665-1400 • FAX (617) 665-0780

CIRCLE 318 ON FREE INFORMATION CARD

## EASY TO USE CAD



Now in  
**Both DOS and Windows**

**CADPAK DOS - \$159, WINDOWS - \$199**  
Ideal for New Users, Hobbyists, & Small Businesses! Provides everything for PCB Layout & Schematic Drawing.

**PROTEUS Starts at \$425**  
*Most Powerful on the market*  
\* Schematic Capture \* Circuit Simulation  
\* PCB Layout with Rip-Up & Retry Routing

## R4 SYSTEMS INC.

1100 GORHAM ST. Suite 11B-332  
Newmarket Ontario, Canada L3Y 7V1  
905 898-0665 FAX 905 898-0683

**FREE DEMO**  
WRITE OR CALL  
**TODAY**

Download Demo - <http://www.r4systems.on.ca>  
Internet email [info@r4systems.on.ca](mailto:info@r4systems.on.ca)

## ELECTRONIX EXPRESS

For **MORE** Low-Priced Items Send For  
**FREE 168-Page Catalog**

### WELLER SOLDERING STATION - MODEL WLC 100

- Variable power control (5 to 40 watts)
  - Replaceable heating element
  - Quality light-weight pencil iron
- Part No. E0603WLC100

**\$37<sup>95</sup>**



### DUAL-TRACE OSCILLOSCOPE

Goldstar 9020  
20 MHz **\$339<sup>00</sup>**



### SCOPE PROBE - 60 MHz

SWITCHABLE X1, X10  
Part No. E05SPAK220 **\$12<sup>95</sup>**

### DIGITAL MULTIMETER

WITH CAP/FREQUENCY/  
TRANSISTOR TESTER **\$34<sup>95</sup>**  
Part No. E01DM645



### SWITCHES

8 POS DIP ..... **60¢** ea.  
Toggle Mini SPDT .... **50¢** ea. ON-ON



### BK PRECISION FUNCTION GEN.

5 MHz W/ DIG. DISPLAY  
MODEL 4011  
**\$230<sup>00</sup>**



### ALLIGATOR LEADS

SET OF 10  
Part No. E05ALS1 **\$2<sup>10</sup>**




TERMS: Min. \$20 + shipping. School Purchase Orders, VISA/MC, Money Order, Prepaid.  
NO PERSONAL CHECKS, NO COD. NJ Residents: Add 6% Sales Tax.

365 Blair Road • Avenel, NJ 07001-2293  
<http://www.elexp.com> (Email: [electron@elexp.com](mailto:electron@elexp.com))

**800-972-2225**

In NJ: 908-381-8020  
Fax: 908-381-1572

CIRCLE 320 ON FREE INFORMATION CARD



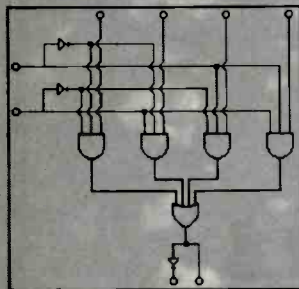
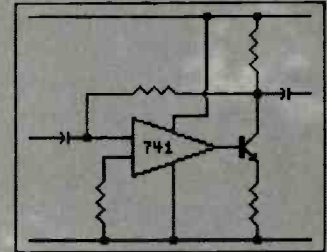
# Electronic Training Videos From UCANDO

Now you can learn from the same training videos that are being used by technical schools, the Army, Navy, Air Force, Coast Guard, CET's and industries all across the United States and around the world. Advancing your troubleshooting skills has never been easier, thanks to UCANDO's extraordinary video training library. These unique training videos will teach you more in less time as you watch theory come to life. Each video is approximately one hour long and comes complete with a student workbook.



## Basic Series

MODEL	DESCRIPTION	REGULAR	SALE
VT201	Direct Current: Series circuits, Parallel Circuits, Ohm's law, how to use the DMM. 55 Minutes	44.95	39.95
VT202	Alternating Current: The sine wave, coils, capacitors, transformers. 62 minutes	44.95	39.95
VT203	Semiconductors: Semiconductor theory, common diodes, transistors, switching devices. 57 Minutes	44.95	39.95
VT204	Power Supplies: Rectifier circuits, filter circuits, regular circuits, troubleshooting. 56 Minutes.	44.95	39.95
VT205	Amplifier: Amplifier basics, class A, class B, class C, operational amplifiers. 57 Minutes	44.95	39.95
VT206	Oscillators: LC and RC oscillators, crystal oscillators, crystal ovens. 56 Minutes	44.95	39.95

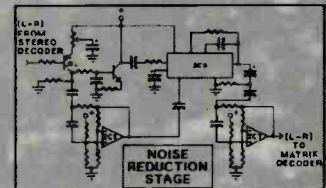


## Digital Series

MODEL	DESCRIPTION	REGULAR	SALE
VT301	Digital 1: Digital basics, basic gates, binary notation, binary math, decimal notation. 54 Minutes	44.95	39.95
VT302	Digital 2: Octal notation, hexadecimal notation, flip-flops, counter circuits. 55 Minutes	44.95	39.95
VT303	Digital 3: Complement numbers, multiplexers, registers, decoder drivers, displays. 56 Minutes	44.95	39.95
VT304	Digital 4: R-2R DAC circuits, binary weighted no.s, slope circuits, S/A & flash circuits. 57 Minutes.	44.95	39.95
VT305	Digital 5: Memory devices, ROM, PROM, EPROM, EEPROM, SRAM, DRAM, MBM. 56 Minutes	44.95	39.95
VT306	Digital 6: The central processing unit, input devices, output devices. 56 Minutes	44.95	39.95

## Other Popular Videos

MODEL	DESCRIPTION	REGULAR	SALE
VT401	AM Radio: Major stages of AM, signal conversion, signal detection, audio reproduction, AM stereo. 61 Minutes	44.95	39.95
VT402	FM Radio Part 1: Bandwidths, RF amplifier, mixer-oscillator, IF amplifier, limiter FM detector. 58 Minutes	44.95	39.95
VT403	FM Radio Part 2: Frequency doubler, stereo demultiplexer, audio amp stages, digital data encoding/decoding. 58 Minutes	44.95	39.95
VT404	TV Part 1, Intro to TV: Gain an overview of the television system and how the stages work together. 56 Minutes	44.95	39.95
VT405	TV Part 2, The Front End: UHF-VHF tuning stages, automatic fine tuning, remote control. 58 Minutes	44.95	39.95
VT406	TV Part 3, Audio: The sound strip, stereo TV, secondary audio programming, professional channels. 57 Minutes	44.95	39.95
VT501	Understanding Fiber Optics: Basic fundamentals, cable design, connectors, couplers, splicing. 58 Minutes	44.95	39.95
VT502	Laser Technology: Laser theory, types of lasers, applications, safety precautions. 57 Minutes	44.95	39.95
VT102	Intro to VCR Repair: This video is designed for the serious technician. (workbook not available). 84 Minutes	44.95	39.95
VT103	Learn How To Clean Your Own VCR: This video is not technical, but will save you money. (workbook not available). 32 Minutes	29.95	25.95



### SAVE EVEN MORE!

Buy any six videos for only \$216.00. Order your UCANDO videos today!



Call for your free 84 page test instrument catalog today!!!

8931 Brookville Road \* Silver Spring, Maryland \* 20910

\* Phone 800-638-2020 \* Fax 800-545-0058 \* email SMPRODINTL@AOL.com

**CALL TOLL FREE**  
**(800) 292-7711 orders only**  
**Se Habla Español**

**C&S SALES**  
**EXCELLENCE IN SERVICE**

**CALL OR WRITE FOR**  
**A FREE 60 PAGE**  
**CATALOG!**  
**(800) 445-3201**

**XK-550 Digital / Analog Trainer**

Elenco's advanced designed Digital / Analog Trainer is specially designed for school projects. It is built on a single PC board for maximum reliability. It includes 5 built-in power supplies, a function generator with continuously sine, triangular and square wave forms. 1560 tie point breadboard area.

**XK-550**  
**Assembled and Tested**  
**\$169.95**

**XK-550K - Kit**  
**\$139.95**

Tools and meter shown optional



**TK-3000**  
**\$89.95**

**Tools Included:**

- SR-2 - Deluxe Soldering Iron
- SH-1 - Soldering Iron Stand
- ST-1 - Diagonal Pliers
- ST-2 - Long Nose Pliers
- ST-30 - Deluxe Wire Stripper
- SE-1 - Solder Ease Kit
- ND-3 - 3 pc. Nut Driver Set
- TL-8 - Precision Screw Drivers
- ST-5 - Screw Driver Slotted 3/16"
- ST-6 - Screw Driver #1 Phillips
- ET-10 - IC Puller
- SP-2 - Solder Pump
- ST-20 - Safety Goggles
- ST-9 - Pocket Screw Driver
- ST-4 - Solder Tube
- SW-3 - Solder Wick



A professional technician service tool kit in a metal reinforced tool case with heavy-duty handle and locks. A removable pallet handles most of the tools listed with more room for tools and parts in the lower half.

**GF-8026 w/ Frequency**

- Linear and Log Sweep
- .02Hz to 2MHz
- Counter Range 1Hz to 10MHz
- 4 Digit Display


**\$225**



**MX-9300 Four Functions in One**

• One Instrument with four test and measuring systems:  
 1.3GHz Frequency Counter • 2MHz Sweep Function Generator  
 Digital Multimeter • Digital Triple Power Supply  
 (0-30V @ 3A, 15V @ 1A, 5V @ 2A)

**\$479.95**



**Model XP-581**

**4 Fully Regulated DC Power Supplies In One Unit**  
 4 DC voltages: 3 fixed - +5V @ 3A, +12V @ 1A, +12V @ 1A  
 1 Variable - 2.5 - 20V @ 2A

**\$85**



**Auto Ranging Hand-Held  
 DMM w/ Bar Graph  
 Model EDM-163**

**\$99.95**

7 Functions with data hold  
 Compares to Fluke Model 77II

**Digital Multimeter  
 Model M-1700**

**\$39.95**

11 functions including freq to 20MHz,  
 cap to 20µF. Meets UL-1244 safety  
 specs.



**Fluke Multimeters**

**70 Series**

Model 7011 ..... \$69.95  
 Model 7311 ..... \$97.50  
 Model 7511 ..... \$135.00  
 Model 7711 ..... \$154.95  
 Model 7911 ..... \$175.00

**80 Series**

Model 83 ..... \$235.00  
 Model 85 ..... \$269.00  
 Model 87 ..... \$289.00

**B&K Precision Multimeters**

Model 391 ..... \$159.00  
 Model 390 ..... \$139.00  
 Model 389 ..... \$109.00  
 Model 388A ..... \$99.00  
 Model 2707 ..... \$79.00  
 Model 2860A ..... \$85.00

**Kit Corner**

**over 100 kits available**

**PT-223K**

**\$15.95**

Phone kit  
 with  
 training  
 course.



**Fiber Optics  
 Technology**

**with training course  
 Model FO-30K**


**\$19.95**



**Model AM/FM-108K  
 Transistor Radio Kit**

with training course

**\$29.95**



**M-1005K  
 Compact  
 Multimeter  
 Kit**

**\$19.95**

6 Functions  
 & Transistor  
 Test



**Model M-6100**

**Programmable DMM**  
**Includes FREE Computer Interface  
 and FREE Software**

- Analog Bar Graph
- Large 3 3/4" LCD Display
- Menu Driven
- Triple Display
- RS-232 Interface
- True RMS
- 9 Basic Functions including cap. & freq.
- Auto Power Off
- Easy-to-use

**\$125**

**WE WILL NOT BE UNDERSOLD**

**C&S SALES, INC.**

UPS SHIPPING: 48 STATES 5%  
 OTHERS CALL FOR DETAILS  
 IL Residents add 8% Sales Tax

150 W. CARPENTER AVENUE  
 WHEELING, IL 60090  
 FAX: (847) 520-9904 (847) 541-0710  
[http://www.elenco.com/cs\\_sales/](http://www.elenco.com/cs_sales/)



**15 DAY MONEY BACK  
 GUARANTEE  
 FULL FACTORY WARRANTY**

PRICES SUBJECT TO CHANGE WITHOUT NOTICE



**FREE PROBES  
WITH ALL  
SCOPES**

# OSCILLOSCOPES

**Lowest Prices of the Year!**

**CALL OR WRITE FOR  
A FREE 60 PAGE  
CATALOG!  
(800) 445-3201**

## B&K Precision Scopes

### 60MHz ANALOG WITH DIGITAL STORAGE

Model 2560



- Cursors and readouts
- RS-232 port
- 20MS/s real time sampling
- 1GHz equivalent time sampling (at 0.1µs/div)
- Prints via RS-232 port to any HP-GL plotter

**\$1995**

### 20MHz ANALOG WITH DIGITAL STORAGE

Model 2522A



- 20MHz analog bandwidth
- 20MS/s sampling rate
- 2K memory per channel
- 300MHz equivalent time sampling
- Pre-trigger capture

**\$869.95**

### 100MHz THREE-TRACE

Model 2190A



- 1mV/division sensitivity
- Sweeps to 5ns/division
- Dual time base
- Signal delay line
- 15KV accelerating voltage

**\$1379.95**

### 60MHz DUAL-TRACE

Model 2160A



- 1mV/division sensitivity
- Sweeps to 5ns/division
- Dual time base
- Signal delay line
- V-mode displays two signals unrelated in frequency
- Component tester

**\$949.95**

### 40MHz DUAL-TRACE

Model 1541C



- 1mV/division sensitivity
- Video sync separators
- Z-axis input
- Single Sweep
- V-mode displays two signals unrelated in frequency
- Component tester

**\$695**

### 60MHz, CURSORS & READOUTS, DUAL TIME BASE

Model 2260



- Cursors and readouts
- 1mV/div sensitivity
- 23 calibrated ranges - main time base
- 19 calibrated ranges - delayed time base
- Signal delay time
- V-mode - displays 2 signals unrelated in frequency
- Component tester
- Z-axis input
- Single sweep

**\$1225**

### 20MHz DUAL-TRACE

Model 2120 - 2 Year Warranty

**Special \$389.95**

Model 2125 with delayed sweep

**\$539.95**



- 1mV/division sensitivity
- AUTONORM triggered sweep operation
- AC, TRK, TVR and time coupling
- Calibrated 19 step time-base with x10 magnifier
- Compact low-profile design

## Quality Scopes by Elenco



**60MHz**

**DS-603 \$1350**

- Analog / Digital Storage
- 20MS/s Sampling Rate

**S-1360 \$749**

- Analog with Delayed Sweep



**40MHz**

**S-1345 \$569**

- Analog with Delayed Sweep

**S-1340 \$475**

- Analog

**25/30MHz**

**DS-303 \$1095**

- Analog / Digital Storage

**S-1330 \$439**

- 25MHz Analog
- Delayed Sweep

**S-1325 \$325**

- 25MHz Analog

**2 Year  
Warranty**

### OSCILLOSCOPE SELECTION CHART

#### ANALOG

Model	Bandwidth MHz	Sensitivity (max)	No. of Channels	Sweep Rate Max ns/div	Delayed Sweep	Video Sync	Component Tester	Beam Find	Time Base
S-1360	60	1mV/div	2	10ns/div	Yes	Yes	Yes	Yes	2
S-1345	40	1mV/div	2	10ns/div	Yes	Yes	Yes	Yes	2
S-1340	40	1mV/div	2	10ns/div	No	Yes	No	No	1
S-1330	25	1mV/div	2	10ns/div	Yes	Yes	Yes	Yes	2
S-1325	25	1mV/div	2	10ns/div	No	Yes	No	No	1

#### DIGITAL STORAGE

Model	Bandwidth MHz	Analog Sen (max)	No. of Channels	Sampling Rate	Memory Channel	Internally Backed Up	Pretrigger %	Output
DS-303	30	1mV/div	2	20MS/S	2K	Yes	0, 25, 50, 75	RS232
DS-603	60	1mV/div	2	20MS/S	2K	Yes	0, 25, 50, 75	RS232

## Affordable Spectrum Analyzers by B&K

### 500MHz Series

Model 2615 - \$1595  
Model 2620 w/ tracking generator - \$1895

### 1.05GHz Series

Model 2625 - \$2395  
Model 2630 w/ tracking generator - \$2995



**HURRY... AT PRICES THIS LOW THEY'LL BE GONE FAST!**  
**HITACHI SCOPES**  
Inventory Reduction Sale  
Lowest Prices of the Decade!

V-209 - 20MHz Battery Operated  
Was \$1505, NOW \$1095 Save \$410

V-695 - 60MHz w/ Cursors  
Was \$1815, NOW \$1395 Save \$420

V-422 - 40MHz Was \$965,  
NOW \$765 Save \$200

V-1065A - 100MHz w/ Cursors  
Was \$2139, NOW \$1565 Save \$574

V-525 - 10MHz w/ Cursors  
Was \$1355, NOW \$955 Save \$400

V-1560 - 100MHz Was \$1790,  
NOW \$1490 Save \$300

V-552 - 50MHz Was \$1195,  
NOW \$850 Save \$345

V-1565 - 100MHz w/ Cursors  
Was \$1960, NOW \$1595 Save \$365

V-555 - 50MHz w/ Cursors  
Was \$1375, NOW \$975 Save \$400

V-252 - 20MHz **\$419**

## Fluke Scopemeters



91 ..... \$1225  
92B ..... \$1445  
96B ..... \$1695  
97 ..... \$1795  
97A ..... \$2945  
99B ..... \$2095

Call or write for complete specs.

**WE WILL NOT BE UNDERSOLD**

**C&S SALES, INC.**

150 W. CARPENTER AVENUE  
WHEELING, IL 60090  
FAX: (847) 520-9904 (847) 541-0710  
[http://www.elenco.com/cs\\_sales/](http://www.elenco.com/cs_sales/)



**15 DAY MONEY BACK  
GUARANTEE**

**FULL FACTORY WARRANTY**

PRICES SUBJECT TO CHANGE WITHOUT NOTICE

UPS SHIPPING: 48 STATES 5%  
OTHERS CALL FOR DETAILS  
IL Residents Add 8% Tax

CIRCLE 336 ON FREE INFORMATION CARD

# USE ELECTRONICS NOW CLASSIFIEDS

READ BY ELECTRONIC BUYERS AND SELLERS AND TRADERS

## INSTRUCTIONS FOR PLACING YOUR AD!

### HOW TO WRITE YOUR AD

**TYPE** or **PRINT** your classified ad copy **CLEARLY** (not in all capitals) using the form below. If you wish to place more than one ad, use a separate sheet for each additional one (a photo copy of this form will work as well). Place a category number in the space at the top of the order form (special categories are available). If you do not specify a category, we will place your ad under miscellaneous or whatever section we deem most appropriate.

We cannot bill for classified ads. **PAYMENT IN FULL MUST ACCOMPANY YOUR ORDER.** We do permit repeat ads or multiple ads in the same issue, but in all cases, full payment must accompany your order.

### WHAT WE DO

The first word and company name of each ad are set in bold caps at no extra charge. No special positioning, centering, dots, extra space, etc. can be accommodated.

### RATES

Our classified ad rate is \$2.50 per word. Minimum charge is \$37.50 per ad per insertion (15 words). Any words that you want set in bold are each .40 extra. Indicate bold words by underlining. Words normally written in all caps and accepted abbreviations are not charged anything additional. State abbreviations must be post office 2-letter abbreviations. A phone number is one word.

If you use a **Box** number you must include your permanent address and phone number for our files. **ADS SUBMITTED WITHOUT THIS INFORMATION WILL NOT BE ACCEPTED.**

For firms or individuals offering Commercial products or Services. **Minimum 15 Words.** 5% discount for same ad in 6 issues within one year; 10% discount for same ad in 12 issues. **Boldface** (not available as all caps), add .40 per word additional. **Entire ad in boldface**, add 20%. **Tint screen behind entire ad**, add 25%. **Tint screen plus all boldface ad**, add 45%. **Expanded type ad**, add \$4.00 per word.

**General Information:** A copy of your ad must be in our hands by the 13th of the fourth month preceding the date of issue (i.e. Sept issue copy must be received by May 13th). When normal closing date falls on Saturday, Sunday or Holiday, issue closes on preceding work day. Send for the classified brochure.

### DEADLINES

Ads not received by our closing date will run in the next issue. For example, ads received by November 13 will appear in the March issue that is on sale January 17. **ELECTRONICS NOW** is published monthly. No cancellations permitted after the closing date. No copy changes can be made after we have typeset your ad. **NO REFUNDS**, advertising credit only. No phone orders.

### CONTENT

All classified advertising in **ELECTRONICS NOW** is limited to electronics items only. All ads are subject to the publishers' approval. **WE RESERVE THE RIGHT TO REJECT OR EDIT ALL ADS.**

**AD RATES:** \$2.50 per word. Minimum \$37.50

Send you ad payments to:

**ELECTRONICS NOW 500 Bi-County Blvd, Farmingdale, NY 11735-3931**

### CATEGORIES

100 - Antique Electronics	270 - Computer Equipment Wanted	450 - Ham Gear Wanted	630 - Repairs-Services
130 - Audio-Video Lasers	300 - Computer Hardware	480 - Miscellaneous Electronics For Sale	660 - Satellite Equipment
160 - Business Opportunities	330 - Computer Software	510 - Miscellaneous Electronics Wanted	690 - Security
190 - Cable TV	360 - Education	540 - Music & Accessories	710 - Telephone
210 - CB-Scanners	390 - FAX	570 - Plans-Kits-Schematics	720 - Test Equipment
240 - Components	420 - Ham Gear For Sale	600 - Publications	730 - Wanted

### CLASSIFIED AD COPY ORDER FORM

Place this ad in Category # \_\_\_\_\_ Special Category \$30.00 Additional \_\_\_\_\_

1 - \$37.50	2 - \$37.50	3 - \$37.50	4 - \$37.50	29 - \$72.50	30 - \$75.00	31 - \$77.50	32 - \$80.00
5 - \$37.50	6 - \$37.50	7 - \$37.50	8 - \$37.50	33 - \$82.50	34 - \$85.00	35 - \$87.50	36 - \$90.00
9 - \$37.50	10 - \$37.50	11 - \$37.50	12 - \$37.50	37 - \$92.50	38 - \$95.00	39 - \$97.50	40 - \$100.00
13 - \$37.50	14 - \$37.50	15 - \$37.50	16 - \$40.00	Total words _____		\$2.50 per word = \$ _____	
17 - \$42.50	18 - \$45.00	19 - \$47.50	20 - \$50.00	Bold Face _____		\$0.40 per word = \$ _____	
21 - \$52.50	22 - \$55.00	23 - \$57.50	24 - \$60.00	Special Heading _____		\$30.00 = \$ _____	
25 - \$62.50	26 - \$65.00	27 - \$67.50	28 - \$70.00	Other _____		= \$ _____	

Total classified ad payment \$ \_\_\_\_\_ enclosed **TOTAL COST OF AD \$ \_\_\_\_\_**

Check    Mastercard    Visa    Discover   Card # \_\_\_\_\_   Expiration Date \_\_\_\_/\_\_\_\_/\_\_\_\_

Signature \_\_\_\_\_

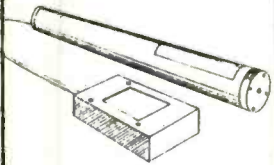
Name \_\_\_\_\_ Phone \_\_\_\_\_

Address \_\_\_\_\_ City State Zip \_\_\_\_\_

# LASERS & ACCESSORIES

WE SPECIALIZE IN Laser and Laser Related Surplus Inventory

## GENE LASERS



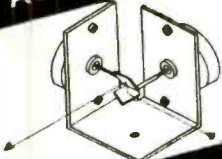
- Complete Systems
- Plasma Tubes
- Power Supplies

## DIODE LASERS



- Visible I/R
- Complete Modules
- Collimating Optics
- Drive Circuits

## ACCESSORIES



- Books
- Optics
- Electro-Optics

**CALL FOR A FREE CATALOG!**

We want your Laser related surplus items. Call or Fax us today for a quote!

**MEREDITH INSTRUMENTS**

P O Box 1724  
5035 N. 55th Ave. #5  
Glendale, AZ 85301

Phone: 602-934-9387  
Fax: 602-934-9482

[HTTP://WWW.MI-LASERS.COM](http://www.MI-LASERS.COM)



One tree can make 3,000,000 matches.



One match can burn 3,000,000 trees.



A Public Service of This Magazine & The Advertising Council

# HOME AUTOMATION

**World's Largest Selection!**

**Widest Selection of X-10 Devices Available**

Hundreds of hard-to-find automation, X-10 and wireless control products. Computer interfaces, software, development tools, lighting control, telephone systems, security systems, surveillance cameras, infra-red audio/video control, HVAC, pet care automation, wiring supplies, books and videos and much more!

**Packed with Pictures & Diagrams**



**Lowest Prices Guaranteed!**

**HOME AUTOMATION SYSTEMS, INC.**

Questions: 714-708-0610 Fax: 714-708-0614

e-mail: [catalog@smarthome.com](mailto:catalog@smarthome.com)

<http://www.smarthome.com/smarthome>

24 Hours

**Call 800-SMART-HOME 800-762-7846**

# Move Up to the Ultimate in Robotic Kits.



OWI's "Next Generation" of affordable, rugged Robot Kits challenge the enthusiast to solder circuit boards and mechanically assemble.

Visit our homepage @ <http://www.owirobot.com>

Each OWIKIT also incorporates the basic principles of robotic experiments, sensing and locomotion, guaranteeing an exciting, hands-on adventure of knowledge and fun!

But remember! OWI is the recognized founder and leader in Educational Robot Kits. **ACCEPT NO IMITATIONS.**

GEAR BOX	OWI-GB25	Selectable Gear Box	158 Pg. Book	10.95
ELECTRO-MAGNETIC TRAIN				14.95
S-CARGO	OWI-936K	Sound Sensor	47 Pg. Book	29.95
WAO II	OWI-961K	Programmable - Graphic	59 Pg. Book	69.95
SPIDER	OWI-962K	Infrared Sensor	49 Pg. Book	49.95
LINE TRACKER	OWI-963K	Infrared Sensor	48 Pg. Book	49.95
MANTA	OWI-966K	Sound / Touch Sensor	44 Pg. Book	29.95
MOON WALKER	OWI-989K	Solar Sensor	10 Pg. Book	34.95



**EK ELEKIT**

1160 Mahalo Place, Suite B  
Rancho Dominguez, CA  
90220-5443

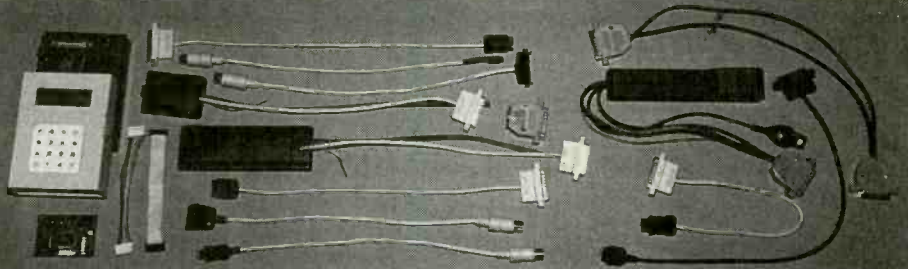
(310) 638-7970  
Fax: (310) 638-8347



Order M - P. 8a.m. - 4p.m. PST

# "6-WAY COPY CAT \$1495.00\*"

**ASK  
ABOUT  
EET3!**



MENU#	PROGRAMS THE FOLLOWING PHONES	PRICE
1	<b>MOTOROLA ONLY w/elite &amp; 951C !!!</b>	\$1495
2	Above PLUS <b>NEC P100-200-300-400-600-700</b>	FREE
3	All of above PLUS <b>SONY</b>	FREE
4	All of above PLUS <b>GE /Ericsson (newest mode)</b>	FREE
5	All of above PLUS <b>AUDIOVOX (does new 800!)</b>	FREE
6	All of above PLUS <b>MITSUBISHI/DiamondTel</b>	FREE

**Not a  
Kit!**  
Full 5 year  
warranty!  
\*Cables optional

All units are sold for **EXPERIMENTAL AND EDUCATIONAL PURPOSES ONLY!**

**CALL US TODAY AT 770.973.8474** ..web page @ [www.celltec.com](http://www.celltec.com)

CIRCLE 333 ON FREE INFORMATION CARD

## WHITE-STAR ELECTRONICS

TEL: 405-631-5153 FAX: 405-631-4788

CONVERTERS:	20	50	100+
Regal CR-83	45	39	35
* New, Panasonic TZPC 145	75	69	65
DQN-5 (2 or 3) (unmodified)	45	39	35
DRZ-3 PJ (unmodified) 70 Channel Plain	35	32	29
DRX-3 PJ (unmodified) 60 Channel Plain	32	30	27

Call for **FREE** catalog.  
405-631-5153




REMOTE CONTROL HAND UNITS:	20	50	100+
Jerrold Replaces: 400/450/550	4.95	4.50	4.25
Scientific Atlanta: 075/175/475	4.95	4.50	4.25
8600: On screen display	7.50	7.00	6.50
Pioneer: BR 81, 82	4.95	4.50	4.25
Panasonic: Call for model #	7.50	7.00	6.50
Zenith: All	4.95	4.50	4.25
Tocom: 5503-VIP, 5503-A	7.00	6.50	6.25
Universal: 4 in 1 R/M	7.50	7.00	6.50

Call for Oak, Hamlin, Regal-83, Regency,  
Texscan, and all others.

### Tamper-Bit tools: (10-lot)

Jerrold compatible bits:	
1/4" Stacom Bit	\$8.00
Oval Round D	\$20.00
<b>Torx Bit:</b>	
Tocom T-8	\$8.00
Zenith T-10, T-15	\$8.00
Pioneer T-20	\$8.00
Scientific Atlanta T-20	\$8.00
Pio 63XX Oval	\$20.00
Bit Driver Handle	\$4.00



We carry most remote hand units. If you don't find the one you're looking for,  
we can locate for you.

*Specializing in large quantities.*

HOURS: Monday thru Friday 9 am to 5 pm Central Time.


Call for **FREE** catalog.

CIRCLE 323 ON FREE INFORMATION CARD

## Motion Control System

\$299.95

**INCLUDES NEW!** (3) Slot Motherboard, Dual Stepper Controller Card,  
12VCT 3 Amp Transformer, (2) Stepper Motors, Easy to use I.B.M Software!



**Complete System "Nothing more to Buy!"**

Unit# SCK-2000

- Design Robots, Plotters, Laser Systems, CNC Machines!
- Drives (2), 100 step, 3.6 degree, 4 Phase Stepping Motors!
- Unipolar 12v motors full step control. Torque is 8oz inches!
- Bi-Directional 8 Bit Read and Write Port!
- Board Addressable, 16 Possible Choices!
- Fits in Standard 19" inch Card Rack!
- Connects to any compatible I.B.M. LPT Port (1,2,3).
- With Additional Cards Control 32 Motors on 1 LPT Printer Port!
- Features Include: Variable Speed, Step, Range, Direction, and On/Off Control!
- System is expandable, Add I/O cards, Slave cards, and Amplifier cards.
- Free QBasic & Gwbasic Source Code \$ 59.95 value! \*

Send Check or M.O. to:

**CYBERMATION**

"Intelligent Controllers"

1943 Sunny Crest Dr., Suite 288,  
Fullerton, CA 92635

Call Us Today!

Tel (714) 879-2000

Fax (714) 992-2082

Visa/Master/Amex Charge Accepted

Units are in stock and ready to be shipped!  
\* Add \$12.00 S&H: CA residents please add sales tax \*

**PC TECHNOLOGY**

*(Continued from page 57)*

V.34-compliant, 28.8K (bps) model, though 33.6 models are now appearing on the market. Anything slower can make your online experience a chore, and any immediate savings can easily be eaten up by increased connect-time and telephone charges.

Another nice thing about today's modems is how effortlessly they can be installed in a Windows 95 system. Plug-and-play technology has eliminated much of the drudgery involved with changing jumper settings and resolving system conflicts. For non-plug-and-play systems, most modems ship with Windows and DOS drivers, which usually—though not always—work well. Note, however, that some new modem models are Windows 95 only; be sure of what you are buying if you plan to use your modem in an older system. Ω

**CABLE TV CONVERTERS**

*Equipment & Accessories  
Wholesalers Welcome*

**Call C&D ELECTRONICS**  
1-800-310-1153 M-F 10a-8p

.....  
 Prototypes or large runs. PCBs, wave soldering. Cabinets and other metal parts, silk screen printing, plastic injection, xformer/coil winding, etc. Assembly, wiring. Very low prices! Twin plant in Mexico. We ship to your door. V&V Ph. (713) 537-7518 Fax. 011 (525) 397-5996.  
 .....

**VIDEO SYNC GENERATOR**



**Restores Horizontal and Vertical Sync Lines from Distorted Analogue Video Formats**

For Free Information Package on Completed Units and Pricing

• Call Toll Free •  
1-800-236-5778

R.C. Distributing • PO Box 552 • South Bend, IN 46624

**GET RID OF PHONE SOLICITORS WITH**

**easy**  
**HANG UP™**



**THE ONE BUTTON WAY TO SAY GOODBYE TO ANNOYING PHONE CALLS!**

Patented Technology

Attaches to all phones quickly and easily. By simply pressing the activation button and hanging up, EASY HANG UP gives the following pre-recorded message:

"I'M SORRY, THIS NUMBER DOES NOT ACCEPT THIS TYPE OF PHONE CALL. PLEASE REGARD THIS MESSAGE AS YOUR NOTIFICATION TO REMOVE THIS NUMBER FROM YOUR LIST. THANK YOU."

EASY HANG UP then automatically hangs up the line. The 1991 Telephone Consumer Protection Act forbids companies from calling you back once you ask to be placed on their "do-not-call" list.



**\$ 19<sup>95</sup>**

Plus Shipping  
Money Back Guarantee



**MILESTONE PRODUCTS**

5698 Westbourne Ave - Columbus, OH 43213

**1-800-535-7827**

**BEST DEALER PRICING!**  
**CABLE DIRECT**  
CONVERTERS • FILTERS  
DESCRAMBLERS

IMPROVE YOUR IMAGE WITH  
**VIDEO STABILIZERS**



**100% MONEY BACK GUARANTEE!**

**30 DAY FREE TRIAL!**

**FREE Cable TV Catalog.**



Now you can tune-in your favorite cable TV programming and **SAVE \$100'S - EVEN \$1000'S** on premium **CABLE TV EQUIPMENT.**

**MODERN ELECTRONICS**

**1-800-906-6664**

2125 S. 156TH CIRCLE • OMAHA, NE 68130

December 1996, Electronics Now

# Fix It Yourself!



**It's easy, fast, and rewarding to repair it yourself with the Electronics Repair Manual!**

- Hands-on, detailed, troubleshooting instructions
- "How to" primer for test equipment: oscilloscope, frequency counters, video analyzers, etc.
- Schematic diagrams
- Trouble analysis flowcharts
- Preventive maintenance techniques
- Safety precaution checklists
- Comprehensive replacement parts list
- Directory of manufacturers

### Leading Manufacturers Represented...

- Emerson • Nintendo • RCA • Technics
- Hitachi • Panasonic • Sanyo • Toshiba
- IBM • Pioneer • Sharp • Zenith
- NEC • Quasar • Sony and others!

### ✓ Dozens of Fix-It-Yourself Projects for...

- |   |  |
|---|--|
| <input type="checkbox"/> CD Players         | <input type="checkbox"/> Amplifiers      |
| <input type="checkbox"/> VCRs               | <input type="checkbox"/> Car Radios      |
| <input type="checkbox"/> Televisions        | <input type="checkbox"/> Home Appliances |
| <input type="checkbox"/> Camcorders         | <input type="checkbox"/> AM/FM Tuners    |
| <input type="checkbox"/> Computer Equipment | <input type="checkbox"/> Thermostats     |
| <input type="checkbox"/> Fax Machines       | <b>...and more!</b>                      |
| <input type="checkbox"/> Telephones         |  |

**30-Day Free Trial!**



### Keep Your Skills Up-to-Date!

*The Electronics Repair Manual and the Modern Manual Electronics Manual will be a valuable reference for years to come. Supplements, each containing over 125 pages, add new repair projects, valuable insights into new technologies, diagnostic and repair techniques, electronics projects, and more schematic diagrams into your manual. Just \$35 each for Electronics Repair and \$49.50 each for Modern Electronics plus shipping and handling. Supplements are sent 4-5 times a year and are fully guaranteed. Return any supplements you don't want within 30-days and owe nothing. Cancel anytime.*

CIRCLE 311 ON FREE INFORMATION CARD



## Printed Circuits in Minutes Direct From LaserPrint!

8 1/2" x 11"  
\* Or Photocopy  
\*\* Use standard household iron or P-n-P Press.

1. LaserPrint\*
2. Press On\*\*
3. Peel Off
4. Etch



Use Standard Copper Clad Board  
20 Shts \$30/ 40 Shts \$50/ 100 Shts \$100  
Visa/MC/PD/Ck/MO \$4 S&H

Techniks Inc.  
P.O. Box 463  
Ringoes NJ 08551  
ph. 908.788.8249 fax 908.788.8837  
http://chelsea.ios.com/~techniks  
Retail Dealer Inquiries Invited

## "WE PURCHASE" \$\$ TOP PRICES \$\$ PAID

<b>JERROLD™</b>	<b>TOCOM™</b>
DPV7	5503 VIP
FPBB7	5507
CFT	
	<b>ATLANTIC</b>
<b>PIONEER™</b>	<b>SCIENTIFIC™</b>
5135	8570
6110	8580
6300	8590
	8600

**Midwest's Largest Brokers**  
We Buy Quantities of Ten To A Thousand Units  
**NATIONAL CABLE BROKERS**  
**(219) 935-4128**

## WINDOWS 95 —One Step at a Time

Don't know what to do when confronted with Microsoft's Windows 95 screen? Then you need a copy of *Windows 95—One Step at a Time*. Develop your expertise with the straight-forward presentation of the frequently-used features that make Windows 95 so valuable to the PC user.



To order Book BP399 send \$6.95 plus \$3.00 for shipping in the U.S. and Canada only to **Electronics Technology Today Inc.**, P.O. Box 240, Massapequa Park, NY 11762-0240. Payment in U.S. funds by U.S. bank check or International Money Order. Please allow 6-8 weeks for delivery.

## Smart Battery Charger

JUN 87 QST

BY WARREN DION N1BBH



FOR GEL-CELLS or LEAD ACID BATTERIES. Features: Precision temperature tracking voltage reference & three mode charging sequence. Standard kit is for 12V @ 1/2 or 1 Amp, user selectable. Can be connected to the battery indefinitely, will not overcharge. Weighs 2 pounds and measures 4"W x 5 1/2"D x 2 1/4"H. Finished enclosure included in kit.

Complete Kit Only ..... \$59.95  
Assembled & Tested ..... \$79.95

CA Residents add 7.75% sales tax. S&H: \$5.00 (Insured). Foreign orders add 20%. For more info or price list; send legal size SASE (52¢) to:

**A&A Engineering**  
2521 W. La Palma #K • Anaheim, CA 92801  
(714) 952-2114 • FAX: (714) 952-3280

## UPGRADE YOUR COMPUTER!

**TECHNOLOGY ASSOCIATES**  
959 W. 5th St. • Reno, NV 89503  
(702) 322-6876 • Fax (702) 324-3900  
www.techass.com • sales@hoopsware.com

Memory	Hard Drives	Modems
1Mb (1x8-70 ns) \$8	See 540Mb IDE \$159	14.4 Ext Fax/Modem \$42
4Mb (4x2-70 ns) \$20	WD 850Mb IDE \$175	28.8 Int Fax/Modem w/Voice \$99
4Mb (1x32-80 ns) \$18	WD 1.25G IDE \$225	28.8 Int Supra PNP Fax/Modem \$100
8Mb (2x32-80 ns) \$35	WD 1.8G IDE \$250	28.8 Int USR Fax/Modem for Windows \$126
16Mb (4x32-80 ns) \$85	WD 2.1G IDE \$329	33.6 Int Fax/Modem \$103
32Mb (8x32-80ns) \$195	WD 2.5G IDE \$359	
CPU's	Video Cards	Sound Cards
AMD 486DX-100 \$33	256K ISA VGA \$24	ISA Multi I/O IDE, 16-bit Sound Blaster Pro compatible \$34
AMD 586-133 \$38	Trident 9800 1Mb ISA SVGA \$36	16-bit SB Pro PNP \$77
Cyrix 586-120 \$96	Trident 9440 1Mb VLB SVGA \$39	Sound Blaster 32 PNP \$131
Cyrix 686-110 \$150	SIS 1Mb PCI SVGA \$35	
Intel Pentium 100 \$155	Trident 9880 1Mb PCI SVGA w/MPEG \$39	Miscellaneous
Cyrix 686-120 \$179		1.44Mb FDD \$28
Intel Pentium 133 \$258		1.2Mb FDD \$80
Cyrix 686-133 \$310		8X CD-ROM IDE \$90
Intel Pentium 166 \$496		10X CD-ROM IDE \$110
Motherboards		Colorado Traven T1000 \$50/b; tape drive \$190
486bus VLB 256K \$70		3-button serial mouse \$9
486bus PCI 256K \$102		Sp8-heat 101-key \$20
Pentium Intel Triton 2 Vx 256K pipeline \$129		
Pentium Intel Triton 2K \$126 pipeline \$173		
Pentium Pro \$310		
		<b>NOTE: Prices are projections based on advertising lead times.</b>

Prices and availability subject to change without notice.  
**CALL FOR DAILY LOW PRICES!**

## Timid about getting on the . . . World Wide Web?

You've heard about the *Information Superhighway* and all the hype that goes with it! Sort of makes you feel timid about getting on the Web. Put your fears aside! A new book, *The Internet and World Wide Web Explained*, eliminates all the mystery and presents clear, concise information to build your confidence. The jargon used is explained in simple English. Once the tech-talk is understood, and with an hour or two of Web time under your belt, your friends will believe you are an Internet guru!

To order Book #403 send \$6.95 plus \$3.00 for shipping in the U.S. and Canada only to **Electronics Technology Today Inc.**, P.O. Box 240, Massapequa Park, NY 11762-0240. Payment in U.S. funds by U.S. bank check or International Money Order. Please allow 6-8 weeks for delivery.

## GIANT! SPY ELECTRONICS CATALOG

Just Like In The Movies!  
Fiber-optic IR Detectors • UV Powder  
Covert TV Cameras • Phone Transmitters  
Laser/Parabolic Mic's • Nightvision • Wrist Watch  
Cameras • Time Lapse VCR's • Surveillance-Counter  
Surveillance • Homing Xmitters • Fiberscopes • Police  
Electronics • Micro-TV's • Phone Bug's • TV Xmitters  
Transmitters • Books/Video's and Much, Much More!

**SECRET EVIDENCE LOCATER**  
Just whistle your secret code and it whistles back  
**\$7.77+2.00 s&h**

**MODULAR JACK PHONE XMITTER**  
**\$25.95 + 2.00 S&H**

**Subscription! \$5.00 to CIA ASSOCIATES**  
4101-267EN11 Green Oaks.  
Arlington, TX 76016

## ADAPT-11 68HC11 Module for Solderless Breadboards


- miniature 2.0" by 2.8" module
- plugs vertically into solderless breadboard
- reset circuit, button, & mode select switch
- RS-232 int., 5V reg. & ext. pwr. conn.
- all I/O lines on dual row connector
- programs 68HC811E2 & '711E9 chips

Starter Package comes with ADAPT-11 module, 68HC11E2 microcontroller with 8K EPROM on-chip (re-programmable in circuit 1000s of times; no EPROM programmer or eraser required), PC serial cable for downloading code, Motorola Programming Reference Guide, ADAPT-11 User Manual, freely distributable 48HC11 software, and demo program. #AD11-SP \$74.95 + \$5 shipping & handling.

**TECHNOLOGICAL ARTS**  
309 Aragona Blvd., Suite 102, Box 418, Va. Beach, VA 23462  
1644 Bayview Avenue, Box 1704, Toronto, ON M4G 3C2  
voice/fax: (416) 963-8996 www.io.org/~techart

## INSIDE CRYSTAL SETS

An easy-to-read book on crystal set theory and construction opens vistas for novices and pros alike. Build radios like Grandpa did, do it better, and know what you are doing. *The Crystal Set Handbook*, published by The Crystal Set Society, is an authentic guide on the topic.



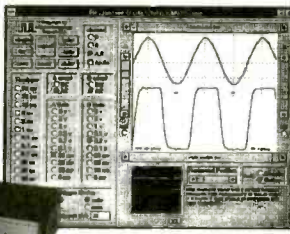
To order *The Crystal Set Handbook*, send \$10.95 plus \$4.00 for shipping in the U.S. and Canada only to **Electronics Technology Today Inc.**, P.O. Box 240, Massapequa Park, NY 11762-0240. Payment in U.S. funds by U.S. bank check or International Money Order. Please allow 6-8 weeks for delivery.



**TURN YOUR PC INTO A  
DIGITAL STORAGE  
OSCILLOSCOPE!**

The PC-MultiScope by mission technology

Featured in May '96 Electronics Now!



above: actual scope screen on PC



**\$399+ S/H Visa/MC/Check**

Dual channel; up to 20Ms/sec sampling; 2MHz analog bandwidth; install thru PC parallel port; easy Windows interface; strip chart recdr/spectrum analyzer modes; ext. trig. +\$40; VB source code +\$99

**AMAZE ELECTRONICS CO.**

Tel: 800-996-2008 Fax: 408-996-0366  
http://www.hooked.net/users/amaze  
or email: amaze@hooked.net

**PC-Based  
Dual 100MHz Universal Counter  
\$399**

- 2 internally synchronized, full-featured counters
- Built-in math functions
- 100 MHz frequency range
- 5 ppm accuracy
- Easy-to-read auto-adjustable display
- Designed and made in USA

Turn your PC into a test station with :

- 6 MHz Sweep/Function Generator **\$549**
- 60 MHz Digital Storage Scope **\$749**
- 100 MHz Digital Storage Scope **\$999**

**TC INSTRUMENTS INC.®**

Tel: (909) 622-2006  
Fax: (909) 622-7778  
http://www.tcinst.com



**-SPY, INC.**

**ELECTRONIC SURVEILLANCE & PRIVACY ASSURANCE DEVICES**

Cell & Home Phone Scammers, Covert Video Cameras, State of the Art Electronic Devices  
*"YOU NEVER KNOW WHO'S WATCHING OR LISTENING"*

For a Full Catalog Send \$5 Check or M.O. to  
**-SPY, Inc.**, PO Box 1707PE Amherst, NY 14226  
or call (716) 874-1707

**Many Electronics inc  
RFT, FTG, PIO-Supers,  
Filters, FTG KIT's  
800-716-3561 9-7est**

Take Stock in America **U.S. SAVINGS BONDS**

A public service of this magazine

**NEW** MULTI FREQUENCY CUBES!  
WIRELESS CABLE BOX TESTER  
EXTERNAL AND INTERNAL MULTI-FREQUENCY WORKS ON ALL MODELS: J\*\*\*\* SA, PIONEER, ALSO FOR CFT 2200!  
WORKS EVERYWHERE.  
AUTOMATIC FREQUENCY FINDER!  
60 DAYS WARRANTY  
QUANTITY DISCOUNT AVAILABLE  
**DEALERS WELCOME!**  
PH: 718-575-1474 718-768-4963  
Fax: 718-369-3989  
E MAIL: 104170.3043@COMPUSERVE.COM  
AMEX MO & COD  
Pocket cube is a test generator only

**ABC ELECTRONICS 315 7TH AVE N. MPLS. MN. 55401  
(612)332-2378 FAX (612)332-8481 30 DAY WARRANTY  
WE BUY TEST EQUIPMENT AND COMPONENTS.**

TEK 7A13 DIFFERENTIAL COMPARATOR	\$150.00
TEK 7A16P PROG.200MHZ VERT. AMPLIFIER	\$75.00
TEK 7A17 150 MHZ SINGLE TRACE AMPLIFIER	\$50.00
TEK 7A18 75 MHZ DUAL TRACE AMPLIFIER	\$50.00
TEK 7A19 600 MHZ SINGLE TRACE AMPLIFIER	\$150.00
TEK 7A22 DIFFERENTIAL AMPLIFIER	\$200.00
TEK 7A24 400 MHZ DUAL TRACE AMPLIFIER	\$200.00
TEK 7A26 200 MHZ DUAL TRACE AMPLIFIER	\$75.00
TEK 7D11 DIGITAL DELAY UNIT	\$50.00
TEK 7D12 A/D CONVERTER MAINFRAME	\$50.00
TEK 7D13 DIGITAL MULTIMETER	\$50.00
TEK 7M11 DUAL 50 OHM DELAY LINE	\$100.00
TEK 7M13	\$50.00
TEK 7S11 SAMPLING PLUG IN	\$200.00
TEK 7S12 GENERAL PURPOSE SAMPLER	\$350.00
TEK 7S14 1 GHZ SAMPLING PLUG IN	\$350.00
TEK PS5010 PROG.TRIPLE POWER SUPPLY	\$250.00
TEK 485 350 MHZ PORTABLE SCOPE	\$600.00
KEITHLEY 480 PICOAMMETER	\$300.00
LEADER LBO516 100MHZ OSCILLOSCOPE	\$300.00
GENRAD 1657 RLC BRIDGE	\$750.00
SENCOR LC53 CAP-IND. METER	\$400.00
FLUKE 8505A 6.5 DIGIT DMM	\$250.00
TEK DAS9100 WITH PROBES	\$750.00
TEK 7D20 PROGRAMABLE DIGITIZER	\$500.00
FLUKE 343A DC VOLTAGE CALIBRATOR	\$750.00
TEK 453 50 MHZ OSCILLOSCOPE	\$200.00
A VCOM PSA-35A SPECTRUM ANALYZER	\$1000.00
SENCOR LC53 CAP-IND. METER	\$400.00
EMI SCR300-3 POWER SUPPLY	\$300.00
HP 141T/8553B/8552B SPECTRUM ANALYZER	\$1500.00

TEK 7B15 1 GHZ DELAYING TIME BASE	\$250.00
TEK 7B50A 150 MHZ TIME BASE	\$75.00
TEK 7B52 DUAL TIME BASE	\$75.00
TEK 7B53 100 MHZ DUAL TIME BASE	\$75.00
TEK 7B70 200 MHZ TIME BASE	\$75.00
TEK 7B71 DELAYING TIME BASE	\$75.00
TEK 7B80 400 MHZ DELAYED TIME BASE	\$100.00
TEK 7B85 400 MHZ DELAYING TIME BASE	\$125.00
TEK 7B90P PROGRAMABLE TIME BASE	\$200.00
TEK 7B92A 500 MHZ DELAYING TIME BASE	\$125.00
TEK AM502 DIFFERENTIAL AMPLIFIER	\$75.00
TEK MX5010 MULTIFUNC. INTERFACE EXTEN.	\$200.00
TEK 7834 400 MHZ STORAGE MAIN FRAME	\$400.00
TEK 7844 400 MHZ MAIN FRAME	\$400.00
TEK 7854 400 MHZ DIGITAL STORAGE FRAME	\$500.00
TEK 7904 500 MHZ MAIN FRAME	\$250.00
TEK 7104 1GHZ FRAME WITH- (7A29,7A29,7B10,7B15)	\$2750.00
TEK 2235 100MHZ OSCILLOSCOPE	\$650.00
TEK 2246 100MHZ OSCILLOSCOPE	\$1200.00
GENRAD 1658 RLC BRIDGE	\$900.00
TEK 608 MONITOR	\$650.00
TEK 577 D11/77 CURVE TRACER	\$1500.00
HP 1651 LOGIC ANALYZER	\$1200.00
HP 8012A PULSE GENERATOR	\$400.00
BRADLEY 192 O-SCOPE CALIBRATOR	\$750.00
TEK 475 200 MHZ OSCILLOSCOPE	\$500.00
LEADER LBO516 100 MHZ OSCILLOSCOPE	\$300.00
RACAL-DANA 1991 160 MHZ COUNTER	\$300.00
TEK 608 MONITOR	\$650.00
HP 8601 110 MHZ SWEEP/SIGNAL GEN.	\$350.00

**CABLE TV CONVERTERS**

Equipment & Accessories  
Wholesalers Welcome

Call C&D ELECTRONICS  
1-800-310-1153 M-F 10a-8p

Quality Microwave TV Systems  
**WIRELESS CABLE - ITFS - MMDS  
ATV - INTERNATIONAL - 8-BAND**  
Amplifiers • Antennas • Books • Components  
Filters • Systems • Video Products  
• RF Frequency - 1990 - 2700 MHz  
• Cable Ready - VHF - UHF Outputs  
• BASE For "FREE" Catalog or Send \$1  
**PHILLIPS-TECH ELECTRONICS**  
PO Box 8533 • Scottsdale, AZ 85252

**CHALLENGER SYSTEM**  
33-Channel 52dB+ Gain  
Complete Grid \$265  
Five Year Warranty  
FREE SHIPPING

**ORDER LINE 800-880-MMDS  
FAX LINE 602-647-7799**  
Visa • MC • Amx • Disc • COD's • Qty Pricing

CIRCLE 327 ON FREE INFORMATION CARD

# OCEAN STATE ELECTRONICS

## MAKE CIRCUIT BOARDS THE NEW, EASY WAY WITH TEC-200 FILM

### JUST 3 EASY STEPS

- Copy Circuit pattern on TEC-200 film using any plain paper copier
- Iron film onto copper clad board
- Peel off film and etch



Convenient 8 1/2 x 11 size w/ complete instructions

5 SHEETS.....\$ 6.25  
10 SHEETS.....\$10.75  
20 SHEETS.....\$16.25  
50 SHEETS.....\$33.50

### DELUX CODE KEY



Adjustable, heavy duty brass base with ball bearing pivots. Designed for hard usage. 3/16" plated contacts. **\$14.95**

### CODE PRACTICE OSCILLATOR & MONITOR



3" Speaker, Headphone Terminal, Volume & Tone Controls. Uses 1 9V Battery. Kit.....\$19.95  
Wired.....\$24.95

TO ORDER CALL 1-800-866-6626

OR

401-596-3080 FAX 401-596-3590

OCEAN STATE ELECTRONICS

PO Box 1458

Westerly, RI 02891

Mail In orders please include \$5 S/H

CANADA \$12.00-OVERSEAS \$15.00

ALASKA & HAWAII \$12.00

Minimum Order \$10.00 (before shipping)

Visa and MasterCard Accepted

WRITE FOR FREE CATALOG

### MAGNET WIRE

Enamel coated solid copper. For windings coils, transformers, toroids. 1/4lb spools.

#14.....\$4.00	#28.....\$4.85
#16.....4.00	#30.....4.85
#18.....4.00	#32.....4.85
#20.....4.00	#34.....6.25
#22.....4.25	#36.....6.85
#24.....4.25	#38.....6.95
#26.....4.85	#40.....7.85

### VARIABLE CAPACITORS

#### BROADCAST TYPE - 1/4" SHAFT



1 GANG 14-365PF **\$12.95**  
2 GANG 10-400/10-400PF **\$19.95**

MANY MORE TYPES AVAILABLE FROM SMALL AIR TRIMMERS TO LARGE 4KV TUNER TYPES

### VERNIER DIALS



1-1/2 Diameter 0-10 Marking **\$10.95**  
1-1/2 Diameter 0-100 Marking **\$14.95**  
2" Diameter 0-100 Marking **\$15.95**

### SIGNETICS NE602AN \$2.49

### MINI-CIRCUITS SBL-1 \$7.95


### REGULATED POWER SUPPLIES

13.8V DC OUTPUT, 120V AC INPUT.

3 AMP....\$24.95  
5 AMP....\$29.95  
6 AMP....\$39.95  
10 AMP....\$49.95  
20 AMP....\$119.95  
30 AMP....\$139.95

### SINGLE INJECTOR/TRACER KIT

Both a signal generator and receiver. Use it to check out an amplifier, stage by stage. Also tests AM radios IF and RF stages. You can pin point where a defective part exists. Will transmit and receive simultaneously. **\$19.95**



THE MOST  
**AN IMPORTANT PART OF YOUR PHOTOCOPIER ISN'T PART OF YOUR PHOTOCOPIER**

Having a machine may not permit you to photocopy books, journals, newsletters and magazines.

The Copyright Clearance Center CAN.

Contact us to find out how you too can COPY RIGHT!™

### COPYRIGHT CLEARANCE CENTER

222 Rosewood Drive, Danvers, MA 01923 □ Tel. (508) 744-3350 □ Fax (508) 741-2318

© 1993 Copyright Clearance Center

## EASY PIC'n MICROCONTROLLER BOOK

How to get started using PIC16CXX microcontrollers

- Programming techniques
- Instruction set
- Addressing modes
- Bit manipulation
- Subroutines
- Sequencing
- Lookup tables
- Interrupts
- Using a text editor - source code
- Using an assembler
- Timing and counting
- Interfacing - I/O conversion
- Lots of examples

PIC is a trademark of Microchip Technology Inc. \$29.95 + \$3 mail in US VISA, MC, MO, Check CA residents please add 7.25% CA sales tax

### SQUAPE 1 ELECTRONICS

P.O. Box 501, Kelseyville, CA 95451  
Voice (707) 279-8881 FAX (707) 279-8883  
http://www.zapoom.net/~squapeone

## Cable TV Descramblers

Converters \* Filters \* Accessories

30 day Free Trial - NO RISK!  
Unbeatable wholesale prices!  
Affordable extended warranty  
1 Year Warranty on all products

Free Catalog

Call the cable professionals!

Credit Cards Welcome!

**1-800-379-3976**

Prices starting as low as \$99!



## New Surveillance Devices!

**Smoke Alarm** Ultra miniature video camera hidden in smoke alarm or alarm clock - your choice. Wide field of View Video Cameras and super 1 lux low light sensitivity! Undetectable! High quality B/W with 420 lines of resolution for ultra sharp images. Direct output of video and audio. **\$219.95 ea.**

**Best price on surveillance cameras anywhere!**

**Telephone Transmitter Kit** hidden in dual modular adaptor. Transmits both sides of conversation to any FM radio up to 1/4 mile. "SnapKit" technology. Uses phone line for power and antenna! Goes completely unnoticed. **MA-100 \$25.95**

High quality cassette deck plugs directly into telephone jack! Records up to 12 hours of conversations on a single cassette. Recording starts and stops automatically when phone is used! **Visa/MC (214)255-7490**

**THR-12 12 Hour Telephone Recorder \$99.95** Free shipping! Check/Money orders also accepted

**Seymour-Radix Inc. Box 166065-N Irving, TX 75016**  
Now you can visit us on the internet at: <http://www.why.net/home/sr/>

## BEST BY MAIL

Rates: Write National, Box 5, Sarasota, FL 34230

OF INTEREST TO ALL

NEW CREDIT FILE. For FREE Information Package Call: 215-953-0222.

LOSE TO 30 POUNDS Monthly Money Back Guarantee No Dieting, Exercise, Drugs Miracle Formula \$10.00: FEHMIE-(ELE), 204 Washington, Balboa, CA 92661 (800-723-8874).

\$333.00 EVERYDAY, LEGAL, Exciting Proven 34 Years. DAX, Dept. 739302, 1414 Herkimer, Brooklyn, NY 11233.

FREE VIDEO REVEALS #1 INCOME SECRETS 1-800-995-0796 X6340.

INTERSTELLAR TRAVEL BREAKTHROUGH! Secret Alien Technology, Reactionless Dipole Antigravity Drive, Wormhole Engineering, Gravitational Free Energy, Nostradamus Prophesied Revelation First Edition \$9.50 +\$1.50 S&H: JMSEA, POB 160725, Austin, TX 78716.

## Robot Explorer Newsletter

Nano-ants, flying robots, Martian explorers. Explore an entire universe of exciting robots. 8 information-packed issues for only \$14.95. Call now! MasterCard/Visa Accepted.

1-(800) GO-ROBOT or 1-(800)467-6268

## The Ultimate WWW Service Site

[www.electronix.com](http://www.electronix.com)

The One-Stop Service Site for Electronic Technicians

Electronix Corp 313 W Main St Fairborn, OH 45324

## BUGGED??

EAVERDROPPING is unbelievably widespread! Electronic Devices with amazing capabilities can be monitoring your telephone and room conversations RIGHT NOW! Are you sure you're safe? FREE CATALOG tells you fast! Includes Free Bonus details on fantastic opportunities now open in Counter-Surveillance field. Exciting, immensely interesting and EXTREMELY profitable (up to \$250 hr) full-time income. Call Now! **1-800-732-5000**

## Satellite TV 'BIBLE'

### 4th 'DIGITAL' edition


The acclaimed "bible" of satellite TV  
— ALL the TECHNICAL DETAILS —

- Operation, installation & troubleshooting of analog and digital satellite systems
- The transition from analog to digital TVRO

**1-800-483-2423**

TO ORDER

or for a FREE books/software/video CATALOG



324 pages  
8-1/2" x 11"  
\$30 plus \$4 s/h

BAYLUN Publications

1905 Mariposa, Boulder, Colorado 80302, USA  
Telephone: 303-449-4551 FAX: 303-939-8720



**Robotic Arm Kit \$180.00**



Build your own Robotic Arm. The kit comes complete with all hardware, base enclosure, structural components, servos, servo controller kit, software and an illustrated assembly manual. Makes an excellent addition to a small mobile robot base. Great for teaching motion control.

S&H charges; USA \$7.50, international \$15.00 (surface) or \$25.00 (air mail). 10% off for 10 or more. IL residents add 6.25% to total.

Send check or money order to:  
Technical Service & Solutions  
104 Partridge Road  
Pekin, IL 61554-1403 USA

We accept  
Mastercard  
and Visa

Tel: 309-382-1816  
Fax: 309-382-1254  
www.lynxmotion.com  
jfrye@mtco.com

### !!! BROADCAST FARTHER !!!

The model 1525 is a 75-110MHz RF amplifier that connects to mono or stereo FM transmitters and produces a powerful 15-20 watt signal which could broadcast up to 5 miles or more! Requires 75-250 mW drive.

Step by step plans complete with part source information and antenna designs . . . **ONLY \$14 PLUS \$2 S&H**  
NO C.O.D.'s

**Progressive Concepts**  
BOX 586 STREAMWOOD, IL 60107  
(708)736-9822 FAX: (708)736-0353



**Prototype it FAST!**  
with Protoboard 8051 or Z8  
Fully assembled 8051 or Z8 SBC  
4.8 x 8 inch board w/ large probe area  
Supports up to 32K EPROM - 32K RAM  
Chips in sockets - 8 volt operation  
On-line in EPROM w/ source and team  
Full docs w/ schematic - no royalties

Ready to run... **\$99.00** ea.

Software Science  
3740 Roundbottom Rd.  
Cincinnati, Ohio 45244  
**1 888 561-2060**

### CELLULAR PROGRAMMERS!

**COPYCAT MOTOROLA CELLULAR PROGRAMMER:**  
program any Motorola Phone up to 951C. Complete  
Assembly: \$999

**COPYCAT KIT ONLY** (unassembled complete with  
instructions): \$750

**ERICSON CLIP** (program through the keypad): \$350  
**OKI 900** modified (up to 5 numbers programmed  
in): **CALL**

**OKI CHIP** only: \$75

Programming Cables Available for all Brands.  
FOR DEALERS ONLY MASTER FILES AVAILABLE  
DISCOUNT FOR QUANTITIES.

PH: 718-768-4963 718-575-1474

E MAIL: 104170.3043@COMPUSERVE.COM

### SURVEILLANCE


The Latest High Tech  
Professional Electronic Devices

Our latest catalog offers a HUGE selection  
of surveillance, privacy devices including:  
hidden video equipment, electronic kits,  
telephone recording systems, touch tone  
decoders, scanners, telephone tap  
detectors, bug detectors, voice disguisers,  
telephone scramblers, locksmithing tools,  
and more. Catalog \$5.00.

**SPY OUTLET**

P.O. Box 337, Buffalo, NY 14226  
(716) 691-3476/(716) 695-8660

**IN STOCK**



Call for your **FREE** 332  
page catalog **TODAY!**

- 67,092 Products
- 126 Manufacturers
- All Orders Ship Same Day
- No Minimum Order

**MOUSER<sup>®</sup>**  
**ELECTRONICS**

**800-992-9943**

FAX: 817-483-0931

http://www.mouser.com  
sales@mouser.com

958 North Main St., Mansfield, TX 76063

CIRCLE 328 ON FREE INFORMATION CARD

## CABLE CONVERTERS/DESCRAMBLERS

★ ★ ★ ★ SUPER BUYS ★ ★ ★ ★  
★ FULLY REFURBISHED UNITS ★

TOCOM™ ★ JERROLD™ ★ SCIENTIFIC ATLANTA™ ★ PIONEER™  
"WE SERVICE MOST PRIVATELY OWNED CABLE CONVERTERS"


Phone (219) 935-4128



SORRY, NO INDIANA SALES  
**NATIONAL CABLE BROKERS**

1801 W. JEFFERSON ST., PLYMOUTH, IN 46563

OUR POLICY: All products carry a two year warranty. Warranty covers parts and labor and return shipping.  
WARNING: Theft of cable services is a crime. National Cable will not knowingly defraud any pay TV operator and we will not assist any individual or company in doing the same.



## Strange Books!

Unusual, detailed how-to books, manuals, references, old & new, for experimenters, builders, and mad scientists on high voltage, Tesla, crystal sets, very early radio and television, vacuum tube gear, plastics, chemistry, lasers, more! Repair cameras! Make neon signs! Make whiskey! Hydrogen fuel! A solar cell! A wind-mill! Electric bicycle! More! Highest quality! Guaranteed! Big illustrated catalog! Write!


## Lindsay's Technical Books

PO Box 538-EBA, Bradley IL 60915  
fax: 815/935-5477 • lindsay@keynet.net

## MEMBRANE SWITCH KITS!

FLAT PANEL KEYPADS  
ASSEMBLE IN  
MINUTES WITH YOUR  
LEGEND

AVAILABLE IN 4, 12,  
16, 24 & 40 KEY TYPES



DSK-4  
\$9.89



DSK-12  
\$14.29

CONNECTOR  
AND BEZEL  
INCLUDED!  
OPTIONAL  
"CLICKDOMES"  
AVAILABLE

## INDUSTRIAL TYPES AVAILABLE

MORE THAN 30 LAYOUTS  
TO FIT MOST  
APPLICATIONS

CALL FOR FREE  
BROCHURE

## SIL-WALKER

880 CALLE PLANO,  
UNIT N  
CAMARILLO, CA  
93012

PHONE: (805) 389-8100

FAX: (805) 484-3311

VISA / MASTERCARD


17" Sony Trinitron Monitor



Welch Allyn Bar Code Reader



Fascinating  
Corner Cube  
Prism



This is our most popular item. In good condition, they meet new unit specs. Not a multisync, works fine with Macintosh, or on IBM with Photon video card. Tuned, with cables for Mac \$225.00. With Photon video \$375.00. Basic monitor \$175.00 52 Lbs Shipping.

Dreaming about using bar code? Here is your big chance. This late model bar code reader is the Welch Allyn Scantean 3600. Uses standard product barcode, easy to use, requires only 5 VDC. With full technical manual, works with standard bar code software. \$49.00 Postpaid. Unused.

One of the most fascinating optical components, the corner cube directs light back to its source. Used by surveyors, planted on the moon by Apollo astronauts, these beautiful gem-like prisms are usually quite expensive. We have two types available:

Dear Readers,  
Ordering from V&M Surplus is easy. No minimum order, no hidden charges, most items postpaid. Your satisfaction guaranteed, or your money back. I am an avid collector, and right now I am looking for the following items: Norden Bombsight, M209 Converter (crypto-machine), K9 Ball Turret Sight. Cash or trade. *Franklin D. Ford, CEO, CR&BW*

## Vision and Motion Surplus

50 Main Street (Rear)

Ashland MA 01721

1-800-471-0747, 1-508-881-4900

1. 60 mm dia. 5 sec accuracy. surveyors type mounted 20mm offset.
2. Military assembly with corner truncated and electronic unit with IR filter, similar specs. If you know what these were used for, please tell me. Either type .... \$49.00 Postpaid. Unused.

CIRCLE 324 ON FREE INFORMATION CARD



### EZ-EP DEVICE PROGRAMMER - \$169.95

**Fast** - Programs 27C010 in 23 seconds.

**Portable** - Connects to PC Parallel Port.

**Versatile** - Programs 2716-080 plus EE and Flash (28F,29C) to 32 pins.

**Inexpensive** - Best for less than \$200

- Correct implementation of manufacturer algorithms for fast, reliable programming.
- Easy to use menu based software has binary editor, read, verify, copy, etc. Free updates via bbs or web page.
- Full over current detection on all device power supplies protects against bad chips and reverse insertion.
- Broad support for additional devices using adapters.

#### Adapters Available

EP-51 (8751,C51)	\$39.95
EP-11 (68HC11 E/A)	\$59.95
EP-PIC (16C5x,61,62x,71,84)	\$49.95
EP-PIC64 (16C62,63,64,65,73,74)	\$39.95
EP-PEEL (CTT 22V10, 20G10, 18V8)	\$59.95
EP-SEE (93x,24x,85x)	\$34.95
EP-16 (16bit 40 Pin EPROMs)	\$49.95
EP-49 (8742,48,49)	\$49.95
EP-750 (87C750,751,752)	\$59.95
EP-Z8 (Z86E03,04,05,06,07)	\$39.95
EP-55 (8755)	\$39.95
EP-51-PLCC (8751,C51)	\$59.95
EP-PIC-SOIC (16C5x,61,62x,71,84)	\$59.95
EP-PLCC (PLCC EPROMs)	\$49.95
EP-SOIC (SOIC EPROMs)	\$49.95
EP-LCC (LCC EPROMs)	\$49.95

#### M'L Electronics

3526 Jasmine #4; Los Angeles, CA 90034

310/837-7818 Fax/BBS: 310/841-6050

<http://www.csl.ucla.edu/csl-grads-ge3/foving/www/m2l.html>  
 CA orders add 8.25% sales tax. Ground shipping - \$5; 3 Day - \$7; 2 Day \$10; Overnight \$17; COD \$4.75.

## MORE for LESS... Always!

### Best Values for Performance, Features and Dependability

#### DM5050C, 42 Range DMM + CAPACITANCE METER

- Digital Multimeter
  - Resistance - Up to 2,000 MΩ
- Capacitance Meter, Extended Range
  - Up to 20,000µF (9 Range)
  - Zero Adjust Knob
  - Test Leads and Built-in Socket
  - Check Motor Starting & Running Capacitance
- Triggering Lamp

#### DM5100, 45 Range WIDE RANGE, ELEVEN FUNCTION

- Auto Power Off, Data & Peak Hold
- Measures Wider Range
  - Frequency - Up to 20 MHz
  - Capacitance - Up to 200 µF
  - Resistance - Up to 200 MΩ
  - Current - Up to 20 A AC/DC
- Logic - TTL
- TRhFE

- ± 0.25% Basic DCV Accuracy
- 1.5" Big LCD Display
- 3 1/2 Digit Manual AC/DC Volt & Amp
- Resistance, Diode Continuity Beeper
- Alligator Clip Test Leads
- Double Insulated Jack
- Deluxe Holster
  - Lead Holders
  - Velcro Hanger
- Tilt Stand

**\$89**



- Prices start at \$44.95, measuring AC/DC 10 Amp. & Volt, Resistance, more and including protective Holster
- Lots more High Standard Test Instruments available All in One Instrument, Oscilloscope, Power Supply, Function Generator, Freq. Counter, Multimeter, Capacitance, Engine Analyzer, Clamp-On, Electrical Tester and More.
- See your local distributors or Call for Catalog

**BeI MERIT**  
SOLUTIONS FOR THE TEST INSTRUMENT

26242 Dimension Dr., Suite 110  
Lake Forest, CA 92630  
(714) 586-3700 • FAX: (714) 586-3399

CIRCLE 335 ON FREE INFORMATION CARD

## CABLE TV DESCRAMBLERS



We Carry A Full Line Of Premium Converters And Descramblers Compatible With:

- Scientific Atlanta™ Systems
- Jerrold™ Systems
- Tocom™ Systems
- Zenith™ Systems
- Pioneer™ Systems

SATISFACTION GUARANTEED OR YOUR MONEY BACK!  
 BEST PRICES FREE CATALOG  
 Please have the MAKE & MODEL # of your full premium service cable box ready when you call!

**ALLSTAR ELECTRONICS**

**800-782-7214**

HOURS: 9-6 M-F 10-3 Sat EST  
 It is not the intent of Allstar Electronics to defraud any pay TV operator. Anyone implying theft of service will be denied assistance. All brand names are registered trademarks of their respective owners & are used for reference only. 110-64 Queens Blvd., #465, Forest Hills, NY 11375. NO NY'S SALES!

## WE HAVE IT ALL! Surveillance

- Infinity Transmitters
- FM Wireless Transmitter Kits
- Vehicle Tracking Systems
- Bug Detectors
- Caller I.D.
- Wired Mikes
- Telephone Register with Printer
- Long-play Recorders
- Shotgun Mikes
- Telephone Recording Adapters
- Alcohol Testers
- Telephone Scramblers
- Hidden Video Cameras
- Telephone Tap Detectors
- Drug Testers

**MUCH, MUCH, MUCH MORE.**  
 Our 27th Year!  
 Small catalog FREE.  
 Larger catalog send \$5.

Mail Order only. Visa, MasterCard and C.O.D. accepted for equipment only.

Inquire for dealers' prices.

**A.M.C. SALES, INC.**

193 Vaquero Dr. • Boulder, CO 80303  
 Mon.-Fri. 8 a.m.-5 p.m. Mtn. Time

**800-926-2488**

(303) 499-5405 • Fax (303) 494-4924

Internet: <http://www.siteleader.com/catalogdept/AMCSC-home.html>  
 E-mail: [amc-sales@siteleader.com](mailto:amc-sales@siteleader.com)

# CLASSIFIED

## MISCELLANEOUS ELECTRONICS FOR SALE

**TUBES:** "oldest", "latest". Parts and schematics. SASE for lists. **STEINMETZ**, 7519 Maplewood Ave., EN, Hammond, IN 46324.

**FIBER-Optic Projects** — Swing into the new technology by assembling tried and true projects recently published. "Practical Fiber-Optic Projects" - BP374 is only \$9.95. (price includes shipping) **ELECTRONIC TECHNOLOGY TODAY INC.**, PO Box 240, Massapequa Park, NY 11762-0240.

**GREEN Thumb Alert**— Electronics enters the Garden! New exciting book points out how gardeners can build simple gadgets to promote success where the elements work against you. Some of the projects are: over/under temperature monitoring, dusk/dawn switching, automatic plant watering, warming cables, etc. "Electronic Projects for the Garden" only \$9.95 (price includes shipping) **ELECTRONIC TECHNOLOGY TODAY INC.**, PO Box 240 Massapequa Park, NY 11762-0240.

**CBers** Order new CB Trick III CB book. Shows CB tune ups, amplifiers, and expert CB info! Send \$19.95 to **MEDICINE MAN CB**, PO Box 37, Clarksville, AR 72830.

**RESISTORS** 20 for \$1.00. LEDs 4 for \$1.00. Catalog \$1.00. **ZIPFAST**, Box 12238, Lexington, KY 40581-2238.

**POOR** reception on your A.M. radio? Our Signal Booster will help. Guaranteed! Send \$2.00 for details (refundable with order). **FALA ELECTRONICS**, PO Box 1376, Dept. 4, Milwaukee, WI 53201.

## New! Surveillance, & PIC microcontroller, project kits.

Most kits use surface mount technology. Among the kits are an ultra small wireless FM mic. and our new phone transmitter SLeach™. All kits include our exclusive surface mount soldering guide. Many kits under \$20, call!

**Pager Decoder  
Interface for your PC,  
Only \$19.95 + S&H**  
includes shareware software.

We carry the TDA2005  
20W Power Amplifier IC.  
Great for auto alarm projects!

**Order 1-800-417-6689**

Mon. - Fri. 9AM-5PM ET.  
Visa, MC, Money Orders  
IEC, P O Box 52347, Knoxville, TN  
37950-2347

Sorry, no refund for used kits.  
Do not use these devices without authorization  
from your local officials.

Prices subject to change. No TN sales.  
This ad quotes cash discount pricing.  
Returns are subject to a restocking fee.

©1996 IEC

**INNOVATORS:** Create! Measure/Log/Control: physical conditions, machines, mechanical/electrical/medical/scientific/industrial devices, processes. Data/control/alarms via modem. Time interval controller, Etc. Includes comprehensive **instructional material, programs.** For non-computer-experts! **Do-it-yourself!** Connects serial port personal computer. Flexible. Programmable. Low cost. **CYBER BOX**, Recording: 800-299-6971. Box 53743, Lubbock, TX 79453.

**EEPROM** programmers: EEP-1 \$49.95 (kit \$39.95); PEE-1 \$54.95 (kit \$44.95). Send check/money order to: **G.Y. Xu**, PO Box 14681, Houston, TX 77021. Add \$5.00 (\$6.00 Canada) S&H.

**TEST chips & Test Aids.** All types, most models. **Best products, best prices.** E-mail for your price list (xlent@hi.net). Page your fax no# to 800-401-8841. Full tech support. 30 day trial. Wholesale pricing. Credit card/cod O.K.

**BEAUTIFUL** solid state electronic clock! 170 LED's give stunning 3D appearance. 3 yr. warranty. Only U.S. \$99.00 + \$5.00 S&H. Order now! Brochure \$1.00. **KROTEK ELECTRONICS**, 726 University Ave., Timmins, ON P4N 5J2. (705) 360-1826.

## INVENTORS

**REGISTERED Patent Attorney.** Free handbook/advice. Patent/trademark protection for your ideas. 1 (800) 876-6670. **J.P. Halvonik**.

## CABLE TV TURN-ON CHIPS

**SUPER Cable TV "Test Chips".** Provides full service activation. Excellent! Instructions & illustrations. **Jerrold Starcom:** DP(V)5..DP(V)7..DPBB7..CFT-2000..CFT-2200 series. **Pioneer:** BA-5000 thru BA-6700. **Pioneer: Custom Programmer** (Clears E2 & rewrites new I.D. codes). **Scientific Atlanta:** 8500 thru 8600. **Tocom:** 5503-VIP..5507. **Zenith:** ST-1000 thru ST-5612. **Call Now!! MASTER COMPONENTS 1 (800) 233-0570.**

## THE CABLE TV SUPER CUBE

**THE Mobilizer!!** External "Test Cube" activator. Easy plug-n-play operation. Excellent instructions & illustrations. Supports all DP(V)7..DPBB7..CFT-2000..CFT-2200 series converters. **New enhancement performance features:** Locked box revitalizer! Restore command! Plus much more! **Dealers wanted! Call Now!! MASTER COMPONENTS 1 (800) 233-0570.**

## BUSINESS OPPORTUNITIES

**EXCELLENT** extra income! Assemble easy products at home. Program guaranteed! 1 (800) 377-6000 Ext. 6870. Open Sunday.

**PERSONAL** computer owners earn thousands part time. Free report. 100 best ways. **C.A.P.A.E.** P.O. Box 12068, Hauppauge, NY 11788.

## SATELLITE EQUIPMENT

**FREE** catalog of big dish systems, upgrades, and accessories. Warranties, satisfaction guaranteed. **SKYVISION**, 800-334-6455. 1012 Frontier Drive, Fergus Falls, MN 56537. www.skyvision.com. See full page ad in the Shopper Section.

**THE** best television comes on a **DISH™**. Digital 18" satellite systems, mobile satellite systems, home entertainment accessories, and more. **SKYVISION** 800-500-9264; 1018 Frontier Drive, Fergus Falls, MN 56537. www.skyvision.com. See our full page ad in the Shopper Section.

**VIDEOCYEPHER II** descrambling manual. Schematics, video and audio. Explains DES, EPROM, CloneMaster, Pay-per-view (HBO, Cinemax, Showtime, Adult, etc.) \$16.95, \$2.00 postage. Schematics for Videocypher II Plus, \$20.00. Schematics for Videocypher II 032, \$15.00. Software to copy and alter EPROM codes, \$25.00. **VCII Plus EPROM**, binary and source code, \$30.00. **CABLETRONICS**, Box 30502R, Bethesda, MD 20824.

**OBTAINING** sound for your **VCII** and **VCII Plus** is easy. No codes needed. **Also DSS Test Card** information. Details 1 (800) 211-5635.

**DSS reverse engineering package.** Software, schematics, chip programmer plans, reviews & more! \$49.95. **VISA/MC. TELECODE**, 1 (520) 726-2833.

**SOUND** for Videocypher-11 and plus without codes. Free details. **SASE. NASSIRIAN**, Box 382-E, Rio Linda, CA 95673.

**KU Satellite** systems from \$349.50 complete. Legally intercept network feeds. Sports and news galore! No monthly charge. Free brochure. (520) 624-3907.

## CABLE TV

**ATTN**, cable box owners. Order your ID signal and bullet stopper before it's too late. Send \$23.00 to **R.R. ENTERPRISE**, Box 3532, Easton, PA 18043.

**CABLE Descrambling** New secret manual. Build your own descramblers for cable and subscription TV. Instructions, schematics for **SSAVI**, Gated Sync, Sinewave, (HBO, Cinemax, Showtime, UHF, Adult) \$12.95, \$2 postage. **CABLETRONICS**, Box 30502R, Bethesda, MD 20824.

**CABLE TV Equipment & Accessories** Wholesale welcome! 30 day moneyback guarantee! Free catalog! **PROFORMANCE ELECTRONICS INC.**, 1 (800) 815-1512.

**CABLE TV Test Chips** for Jerrold, Tocom, Pioneer, Scientific Atlanta, etc... **Quick installation!** New Multi-Mode modules available. Prices from \$5.00 each. 1 (800) 786-9025.

**CABLE-safe.** Guarantee cable privacy. The one-way valve for your cable TV signal. Cable signals come in, but they don't go out! \$29.95 + \$3.00 S&H. **VISA/MC/AMEX. ELECTROMAN**, Box 24474, New Orleans, LA 70184. (504) 482-3017.

**"CABLE Unscrambled.** Everything you want to know about cable, but are afraid to ask. \$10.00. **"Descrambler Schematics Revealed."** A powerful guide to descrambling schemes. \$10.00. **"Baseband Video Explained."** Discover what a Baseband Signal is and how it's constructed. \$10.00. Special offer. Get all three for only \$25.00! **VISA/MC/AMEX. ELECTROMAN**, Box 24474, New Orleans, LA 70184. (504) 482-3017.

**UNIVERSAL Descrambler.** Unscramble signals using your VCR as the tuner. Works with virtually any system, this is the only one you need. Declare cable box independence! Fully assembled. \$129.95 + \$5.00 S&H. **VISA/MC/AMEX. ELECTROMAN**, Box 24474, New Orleans, LA 70184. (504) 482-3017.

**"BULLET Buster".** Protect your cable box against the infamous cable "bullet". The "Bullet" Buster acts as an electronic shield. Installs in-line in seconds. Don't wait until it's too late! \$19.95 + \$3.00 S&H. **VISA/MC/AMEX. ELECTROMAN**, Box 24474, New Orleans, LA 70184. (504) 482-3017.

## CONVERTERS & DESCRAMBLERS



**TARGET ELECTRONICS**

(800) 995-1749

We sell Test Chips!  
MC, VISA, AE, C.O.D

DEALERS  
WELCOME!

**CABLE Descrambler!** Anyone can build in seven steps with Radio Shack parts. **Plans/KIT** from \$5.00 plus free bonus! 1 (800) 818-9103.

**DESCRAMBLER Cable** using simple circuit. E-Z to follow instructions \$10.00. Complete kit with free "Bullet Stopper". \$20.00. 1 (800) 522-8053.

**CABLE Bullet "Terminator/I.D. Blocker."** Electronically shields yourself and your box. Factory direct. **Lifetime Guarantee \$14.95.** 1 (800) 820-9024.

**CABLE TV notch filters.** Request our free brochure by calling our voicemail at 1 (800) 433-6319 or write to **STAR CIRCUITS** PO Box 94917, Las Vegas, NV 89193. Visit our web site at <http://our-world.compuserve.com/homepages/starcircuits>

**CABLE test modules/cubes.** Pioneers, S/A, Tocoms, Jerrols. Latest technology. Quantity discounts. Voice/Fax (718) 426-8515.

**CABLE TV testers/descramblers.** All makes/models. Best prices guaranteed! 1 Yr. warr. <http://www.concentric.net/rmvideo1> or call (602) 581-1496.

**CABLE TV, descramblers, converters.** Quantity discounts. 30 day free trial. Competitive prices. Call now! 1 (800) 322-0921 **REGAL SALES, INC.**

**DESCRAMBLE cable** with simple circuit added to Radio Shack RF modulator and using VCR as tuner. Instructions \$10.00. **TELCOM**, Box 832 E12, Brusly, LA 70719.

**25+ Master test chip files.** Jerrold, Scientific Atlanta, Tocom, Pioneer, Zenith. Software & book. \$79.95. **TELECODE** 1 (520) 726-2833.

**CABLE TV descramblers.** Pioneer 6310's, Scientific Atlanta, Jerrold. Warranty. Lowest prices anywhere! Houston, TX (713) 691-4610.

**DESCRAMBLERS!** Build your own with Radio Shack parts! 7 easy steps!! Plans, + Two money-saving reports, send \$10.00. **PAUL & CO.**, P.O. Box 100, Des Plaines, IL 60016.

**"BULLET Zapper" and "I.D. Killer" Modules!** Includes free descrambler plans! **VISA/MC/AMEX/COD: \$10.00.** (3/\$22.00). (912) 937-5485 Ext. 5. **BEL-LABS.**

**CABLE box, master files & test modules** for all types of CATV converter units. (909) 986-0971.

**CABLE descramblers - Why rent!** Own your own cable equipment. Access all premium and basic channels. Have model number of cable box when calling. **CABLE CONNECTION**, at 1-888-83-CABLE.

## EDUCATION & INSTRUCTION

**ELECTRONIC engineering.** 8 volumes complete. \$109.95. No prior knowledge required. Free brochure. **BANNER TECHNICAL BOOKS**, 1203 Grant Avenue, Rockford, IL 61103.

**LEARN** computer programming for windows. Home study. Free literature. **P.C.D.I.**, Atlanta, Georgia. (800) 362-7070 Dept. CPP342.

**ELECTRONICS** to Languages; US Military courses. Free catalog. **FTP**, Box 1218E, GlenLake, MN 55345.

## TEST EQUIPMENT

**TEST Equipment** pre-owned now at affordable prices. Signal generators from \$50.00, oscilloscopes from \$50.00. Other equipment including manuals available. Send \$2.00 US for catalog. Refunded on first order. **J.B. Electronics**, 3446 Dempster, Skokie, IL 60076. (847) 982-1973.

**TECHNICIANS:** Electronic component tester for use with oscilloscope. Satisfaction guaranteed. \$29.95 plus S&H. Info: **ELECTROHM**, 529 Brentwood, Lawrence, KS, 66049. Fax: (913) 832-2481.

## COMPONENTS

**RARE blue LEDs** 12 for \$18.00, includes \$4.00 S&H. CA residents add \$1.44 tax. Hurry, quantities limited. **DIGITON**, 18620 Hatteras Street, #254, Tarzana, CA 91356-1827.

## PLANS-KITS-SCHEMATICS

**CRYSTAL set Handbook** — Visit antiquity by building the radios your grandfather built. Assemble a "Quaker Oats" rig, wind coils that work and make it look like the 1920s! Only \$10.95 plus \$4.00 for shipping and handling. **CLAGGK INC.**, PO Box 4099, Farmingdale, NY 11735. US funds only! USA and Canada — no foreign orders.

**FREE Catalog.** 100 Leading-Edge kits. K1, PIC. Full instructions, source code. 1 (800) 875-3214. **SCIENCE FIRST**, 95 Botsford Place, Buffalo, NY 14216.

**BUILD** your own DC motor control. 1 to 480 amps w/surplus parts. **BEYOND ELECTRONICS**, 1 (800) 747-2861. Free catalog.

**AWESOME kits:** Voice changer, levitator, laser, gas sensor and more! Catalog \$1.00. **LNS TECHNOLOGIES**, 20993 Foothill Blvd., Suite 307R, Hayward, CA 94541.

**ELECTRONIC Project Kits.** [www.qkits.com](http://www.qkits.com) 1-888-GO-4-KITS, 292 Queen St., Kingston, ON., K7K 1B8. **QUALITY KITS.**

**HACKERS Catalog.** Hard-to-find kits and assembled equipment (Red box, spy, cable, etc.) Low prices. \$1.00. **SMITH-04**, Box 371, Cedar Grove, NJ 07009.

**CARL'S Electronics** - The Cable Hacker's Guide, Electronic Plans and Kits, and much more. Come check us out at <http://www.ultra-net.com/~carlton>, or call for more information (508) 534-3228.

**CELLULAR Hackers Package.** (3) Hacker Bibles, (2) Videos & Programming software. \$179.00. **VISA/MC. TELECODE** 1-520-726-2833.

**SCHEMATIC capture, netlists** ready for PCB layout. Give your design a professional look. (516) 756-9092. **Steveff1@juno.com.**

**GIANT** programmable digital house number. You build it. You make it work! Complete schematic and instruction. Send \$10.00 to: **TMW ELECTRONIC SPECIALTIES**, 2150N Beachwood Dr., STE 10, Los Angeles, CA 90068. Dept. R&D.

**ELECTRONIC Kits:** Big selection for hobby/home/car/garden/pets/family security. Save money by assembling everything yourself. Free catalog! **TECHNO LAB**, 1035 S. Hayworth Ave., Los Angeles, CA 90035. Phone (213) 931-8084, Fax: (213) 931-8614.

**FM Micro Broadcasting:** Transmit many miles. PLL mono/stereo. 88-108 MHz. Fully assembled. 1-100 W.R. F. amps. Call (718) 763-8302. **MICRO BROADCAST NETWORK.**

## COMPUTER SOFTWARE

**JOYSTICK-To-Mouse.** Now run Windows with any joystick! "Fly" the internet! 3.x/95 compatible. Only \$29.95! [www.IMG Presents.com](http://www.IMG Presents.com) 1 (818) 346-3581, 1 (800) 889-0987.

## SECURITY

**SURVEILLANCE** Privacy security protection. Catalog \$5.00. **SPY EMPORIUM**, 6065 Hillcroft, Suite 413, Houston, TX 77081. (713) 774-1000.

## REPAIRS-SERVICES

**NEED** a custom case or special fabricated part for your electronic invention or product? Need design help for the same? Prototypes & production parts, **CUSTOM ALUMINUM CASTINGS**, 5443 Middletown Rd., Waynesville, OH 45068. (513) 897-2769.

## AUDIO-VIDEO-LASERS

**VIDEO Stabilizer.** Eliminates all the latest copyguards on rented videotapes. 30 day moneyback. AC powered. \$47.95 + \$6.00 S&H. **STAR DEVELOPMENT**, Box 92457, Milwaukee, WI 53202. (414) 860-1471.

## Create Your Own Virtual Worlds and Share Them with 10 Million People!

- Learn How to Build Your Own Virtual Reality "Virtual Worlds" Quickly and Easily!
- Explore your Virtual Worlds on Your PC or put them on the Internet for Others to Explore!
- Explore your Worlds with your PC monitor and keyboard, or with Greater Immersion using Low-cost Homebrew Virtual Reality Equipment!

Convert this \$69 Mattel Powerglove into a VR Glove! Save \$Thousands! We show you how, and where you can buy Powergloves!



VR Goggles with head tracking cost over \$4,000 only a few years ago. Now they're under \$500! And 3-D VR Shutter Glasses are under \$100! Now Immersive VR is affordable!

"A Smorgasbord of info on VR!" - Sid Mirzad

"I love it! At under \$5 per book, don't miss out on this Incredible Value!" - Pam Eiert

**Desktop VR** contains a complete primer on using VR on your PC, plus: • Where to get low cost HMDs (head mounted displays) & other equip • The famous Mattel Powerglove hack (converting a \$69 Powerglove for use with VR) • Powerglove sources • Listings of virtual world building software • Comprehensive listings of HMD compatibility with popular games & software • Plus much more! • 36 pp.

**VRML Primer** explains VRML (Internet's VR Modeling Language), plus: • Building virtual worlds on the Internet • Virtual world authoring software & where to get it • Great VR worlds to visit on the Internet • Putting your virtual world on the Internet • More! • 32 pp.

**Special Report: Virtual Reality an Exploding Technology** Exclusive report on the explosion of VR in medical, amusement, consumer & other arenas • News blurbs on market entry by heavyweights & Fortune 500's • The VR marketplace • 28 pp.

**VR InfoMania** Time saving valuable resources including Listings of Internet websites devoted to VR • Listings of VR books • Listings of VR magazine articles & research papers • Listings of Internet FTP download sites & VR-related newsgroups • Article listings from back issues of VR magazines • Where to go to experience real VR • Reviews of popular VR books • Glossary of VR terms • Great VR applications • The future of virtual sex • Plus Much More! • 88 pp.

## FREE DOUBLE BONUSES!

**FREE!** **VR Resource Directory** is your guide to over 600 companies involved with VR products, software, R&D & consulting, plus professional trade organizations, clubs, more! 80 pp. Yours absolutely **FREE!**

**FREE!** **VR Cartoons** featuring dozens of funny cartoons about VR! Yours absolutely **FREE!** Limited printing, don't miss out! Order today!

Under \$5 Per Publication! **You Get All 6 Publications!** **ONLY \$45!** Call, residents add sales tax

**OVER 1/3 OFF!** **ONLY \$29!** Plus \$3.95 S&H

Special Introductory Price! Includes All 6 Publications! 2-3 Day Delivery \$7.95 FedEx Overnight Air \$14.95

30-Day 100% Satisfaction Money-Back Guarantee!

24 HOUR TOLL FREE ORDER LINE **1-800-951-7100** FAX ORDERS 619-485-8968

Send Check or Money Order to: Virtual Reality Publishing 16486 Bernardo Center Drive, Suite 378, San Diego CA 92128

\*Some shipping charges included before completion. Please allow 4-6 weeks to check in stock. We CANNOT accept returns multiple orders in US funds. Call for shipping information. We participate in the BBB Care Program through the Better Business Bureau at San Diego.

**ORDER TODAY... HAVE IT TOMORROW!!**

## ADVERTISING INDEX

Electronics Now does not assume any responsibility for errors that may appear in the index below.

Free Information Number	Page	Free Information Number	Page		
—	ABC Electronics.....	119	326	Mark V Electronics.....	96
—	Aegis Research, Canada.....	104	329	MCM Electronics.....	89
—	AES.....	92	—	Meredith Instruments.....	113
214	All Electronics.....	97	—	Merrimack Valley Systems.....	94
—	Allison Technology.....	98	128	MicroCode Engineering.....	3
—	Allstar Electronics.....	123	—	Micro Engineering Labs.....	91
—	AlphaLab.....	102	—	Milestone Products.....	115
—	Amaze Electronics.....	119	—	Modern Electronics.....	115
—	AMC Sales.....	123	328	Mouser Electronics.....	121
315	American Eagle Publications.....	106	—	NRI Schools.....	69
334	Basic Electrical Supply.....	104	—	National Cable Brokers.....	122
—	Baylin Publications.....	121	257	Needham Electronics.....	86
335	Bel-Merit.....	123	258	New Sensor Corp.....	84
—	Bsoft Software, Inc.....	94	—	Ocean State Electronics.....	120
336	C&S Sales, Inc.....	110	322	OWI.....	113
332	Capital Electronics.....	106	262	Parts Express Inc.....	85
312	Circuit Specialists.....	100	319	Polaris Industries.....	83
—	Cleveland Institute of Electronics.....	35	321	Prairie Digital.....	102
—	Command Productions.....	102	264	Print (Pace).....	109
226	Consumertronics.....	87	—	R-4 Systems Inc.....	108
333	CTG.....	114	78	Radio Shack.....	5
—	Cybermation.....	114	266	Ramsey Electronics.....	99
—	DC Electronics.....	9	—	RC Distributing Co.....	115
—	Electronic Goldmine.....	105	—	RF Parts.....	87
320	Electronix Express.....	108	—	Sil Walker.....	122
—	Electronics Technology Today ..CV3		—	Sirius Micro Systems.....	92
—	Electronics Technology Today.....	23	270	Skyvision Inc.....	95
—	Emac Inc.....	98	—	Square 1 Electronics.....	120
121	Fluke Corp.....	CV2	—	Street Smart Security.....	87
331	Foley-Belsaw Co.....	93	—	Tab Books.....	50
318	Fotronic.....	108	—	TC Instruments.....	119
—	General Device Instruments.....	91	—	Technical Serv. & Solutions.....	121
—	Geo-Ban Engineering.....	98	92	Tektronix, Inc.....	13
122	Global Specialty.....	71	—	Tektronix, Inc.....	19
—	Grantham Col. of Engineering.....	4	290	Telulex.....	104
—	Home Automation.....	113	—	Test Equipment Sales.....	83
330	Howard Electronics.....	103	275	Timeline.....	90
—	IEC.....	124	—	U.S. Cyberlab.....	92
—	Information Unlimited.....	88	—	Virtual Reality Publishing.....	125
126	Interactive Image Technologies CV4		324	Vision & Motion Surplus.....	122
325	IVEX Design International.....	91	—	Visual Communications.....	49
—	Jameco.....	7	98	Wavetek Corp.....	29
317	Kimtronics.....	107	311	Weka Publishing.....	116
—	Learn Inc.....	79	323	White Star Electronics.....	114
—	LG Precision.....	25	—	Windjammer Barefoot Cruises.....	9
—	Lindsay Publications.....	122	—	World College (Div. of C.I.E.).....	21
—	M <sup>2</sup> L Electronics.....	123	—	WPT Publications.....	106
—	Magnavox (Phillips).....	15	281	Xandi Electronics.....	86

## ADVERTISING SALES OFFICES

**Gernsback Publications, Inc.**  
**500 Bi-County Blvd.**  
**Farmingdale, NY 11735-3931**  
**1-(516) 293-3000**  
**Fax 1-(516) 293-3115**

**Larry Steckler**  
 publisher (ext. 201)

**Christina Estrada**  
 assistant to the publisher (ext. 209)

**Arline Fishman**  
 advertising director (ext. 206)

**Michele Torrillo**  
 advertising assistant (ext. 211)

**Adria Coren**  
 credit manager (ext. 208)

### For Advertising ONLY

#### EAST/SOUTHEAST

**Stanley Levitan**  
 Eastern Advertising  
 1 Overlook Ave.  
 Great Neck, NY 11021-3750  
 1-516-487-9357  
 Fax 1-516-487-8402

#### MIDWEST/Texas/Arkansas/Okla.

**Ralph Bergen**  
 Midwest Advertising  
 One Northfield Plaza, Suite 300  
 Northfield, IL 60093-1214  
 1-847-559-0555  
 Fax 1-847-559-0562  
 bergenrj@aol.com

#### PACIFIC COAST.

**Janice Woods**  
 Pacific Advertising  
 Hutch Looney & Associates, Inc.  
 6310 San Vicente Blvd.  
 Suite 360  
 Los Angeles, CA 90048-5426  
 1-213-931-3444 (ext. 228)  
 Fax 1-213-931-7309

#### Electronic Shopper

**Joe Shere**  
 National Representative  
 P.O. Box 169  
 Idyllwild, CA 92549-0169  
 1-909-659-9743  
 Fax 1-909-659-2469

#### Megan Mitchell

National Representative  
 1201 N. Rainbow Blvd., #50  
 Las Vegas, NV 89108-6819  
 1-702-259-7043  
 Fax 1-702-259-7043


#### Customer Service

1-800-999-7139  
 7:00 AM - 6:00 PM M-F MST




# Electronics Paperback Books

## How to Use Op Amps




□ **BP88—How to Use Op Amps...\$5.95.** A designer's guide that covers operational amplifiers. Serving as both a source book of circuits and a reference book for design calculations. The text is non-mathematical and easy to understand by most readers.

## 30 Solderless Breadboard Projects - Book 2



□ **BP113—30 Solderless Breadboard Projects-Book 2...\$5.95.** Companion to BP107. Presented in exactly the same style using "Verobloc" breadboards. All the breadboard projects in this book are based on CMOS logic integrated circuits.

## An Introduction to Computers & Microcomputers



□ **BP177—Introduction to Computer Communications...\$5.95.** Details on types of modems and their suitability for specific application, plus details of connecting various computers to modems, and modems to the telephone system.

## Electronic Board Games




□ **BP350—Electronic Board Games...\$6.00.** Twenty novel electronic board games that you can build from the plans in this book. Some games are motor racing, searching for buried treasure or for gold in Fort Knox, — there is something for you to build and enjoy!

## Beginners Guide To Digital Techniques



□ **BP61—Beginners Guide to Digital Techniques...\$5.00.** Covers the basics of digital techniques—decimal, binary, octal and hexadecimal numbering systems are covered plus insights on weighted and non-weighted binary-coded-decimal codes and alphanumeric codes. The basic building blocks of circuit logic, the common AND, OR, NAND, NOR and EXCLUSIVE-OR gates and bi-stables are thoroughly covered.

## A Beginners Guide to Modern Electronic Components



□ **BP285—A Beginners Guide to Modern Electronic Components...\$6.50.** It is easy for newcomers to electronics to become confused. There are a great many different types of components available often with numerous variations of each type. This book presents the reader with a vast amount of invaluable parts information to enable the right component to be selected every time for repairs and projects.

## Practical MIDI Handbook



□ **PCP103—Practical MIDI Handbook...\$9.95.** The Musical Instrument Digital Interface (MIDI) is surrounded by a great deal of misunderstanding. This book is aimed at musicians and technicians who want to explore the vast capabilities of MIDI. It covers MIDI-based equipment you can use: keyboards, drum machines, sequencers, effects units, mixers, drum pads guitars. There's also a section on computer music.

## Electronic Music and MIDI Projects



□ **PCP119—Electronic Music and MIDI Projects...\$14.95.** Save cash by building the MIDI gadgets you need. Want a MIDI Thru box, program change pedal, Metronome, analog echo unit? Over 16 practical and very useful music and MIDI projects.

## How to Design and Make Your Own PCB's



□ **BP121—How to Design and Make Your Own PCB's...\$5.75.** Simple methods for copying printed-circuit board designs from magazines and books on to copper. Covers all aspects of simple PCB construction as comprehensively as possible.

## IC 555 Projects




□ **BP44—IC 555 Projects...\$5.95.** Every so often a device appears that is so useful that one wonders how life went on before without it. The 555 timer integrated-circuit chip is one such device. Included are basic and general circuits used by most hobbyists.

## DATA BOOK



□ **PCP109—Everyday Electronics Data Book...\$10.00.** An invaluable source of electronics information—the text contains sections that deal with the underlying theory of electronic circuits and a wide range of practical electronic uses for everyone.

## Antennas for VHF and UHF



□ **BP301—Antennas for VHF and UHF...\$6.00.** From installing a TV or FM antenna to setting up a multi-antenna array for shortwave listening or amateur radio, this book explains the basics of VHF and UHF antenna operation and installation. The text describes in easy-to-understand terms the essential information about how antennas work, the advantages of different antenna types, and how to get the best performance.

## Loudspeakers for Musicians




□ **BP297—Loudspeakers for Musicians...\$6.25.** Contains all the information that a working musician needs to know about loudspeakers, the different types, how they work, the most suitable for different instruments, for cabaret work, and for vocals. It gives tips on constructing cabinets, wiring up, available fittings, finishing and how to connect multi-speaker arrays, etc. Includes ten enclosure designs with plans.

## Electronic Power Supply Handbook



□ **PCP110—Electronic Power Supply Handbook...\$10.95.** All types of power supplies used for electronics purposes are covered in detail, starting with cells and batteries and extending by way of rectified supplies and linear stabilizers to modern switch-mode systems. IC switch-mode regulators, DC-converters and inverters. The devices, their operating principles and typical circuits, are dealt with in detail.

## From Atoms to Amperes



□ **BP 254—From Atoms to Amperes...\$6.50.** Explains in crystal-clear terms the fundamentals behind the whole of electricity and electronics. Really helps you to understand the basis of the complex subject perhaps for the first time ever.

## Practical Digital Electronics Handbook



□ **PCP101—Practical Digital Electronics Handbook...\$9.95.** An introduction to digital circuits, logic gates, bi-stables, timers, micro-processors, memory and I/O devices. A special feature of the book is the section on digital test gear projects.

## An Introduction to the Electromagnetic Wave



□ **BP315—Introduction to the Electromagnetic Wave...\$5.95.** A fundamental and easy-to-understand approach to a complicated theory topic. The beginner requires no more than elementary mathematics and basic knowledge of electronics.

## Essential Theory for the Electronic Hobbyist



□ **#228—Essential Theory for the Hobbyist...\$5.25.** Supplies to the hobbyist background knowledge tailored to the specific requirements of the hobbyist. Relevant material is presented in a readable manner with minimum mathematics.

### TEST EQUIPMENT SPECIALS

- **BP239—Getting the Most from Your Multimeter...\$5.95**  
Covers analog and digital gear, component and gear testing.
- **BP267—How to Use Oscilloscopes & Other Testing Equipment...\$6.95**  
Get with the next step to proficient troubleshooting.
- **PCP111—Electronic Test Equipment Handbook...\$13.95**  
The all-purpose, all-pro handbook that covers basics to in-circuit testing.

### SUBSTITUTION GUIDES FOR HOBBYISTS

- **BP85—International Transistor Equivalents Guide...\$7.50**  
The ultimate guide to replacing foreign and domestic transistors.
- **BP108—International Diode Equivalents Guide...\$5.95**  
Rectifiers, Zeners, LEDs, OCIs, diacs, triacs...all hobby types.
- **BP140—Digital Equivalents and Pin Connectors...\$12.50**  
A master reference for builders who design projects.

**ELECTRONIC TECHNOLOGY TODAY INC.**  
P.O. BOX 240, Massapequa, NY 11762-0240

SHIPPING CHARGES IN USA AND CANADA	
\$0.01 to \$5.00	\$2.00
\$5.01 to \$10.00	\$3.00
\$10.01 to 20.00	\$4.00
\$20.01 to 30.00	\$5.00
\$30.01 to 40.00	\$6.00
\$40.01 to 50.00	\$7.00
\$50.01 and above	\$8.50

**SORRY No orders accepted outside of USA & Canada**

Number of books ordered

Name \_\_\_\_\_  
Address \_\_\_\_\_  
City \_\_\_\_\_ State \_\_\_\_\_ Zip \_\_\_\_\_  
PE6

Total price of merchandise	\$ _____
Shipping (see chart)	\$ _____
Subtotal	\$ _____
Sales Tax (NYS only)	\$ _____
<b>Total Enclosed</b>	<b>\$ _____</b>

**All payments must be in U.S. funds!**

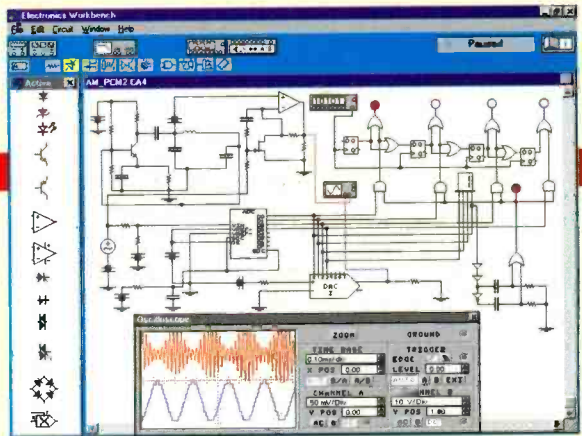
# Better Designs -Faster

## Guaranteed with Electronics Workbench!

Just click and drag to create and edit schematics. Mix analog and digital devices in any combination with full control over values, models and behavior. Try 'what if' scenarios and fine tune effortlessly. And on-screen waveforms always match actual circuit response. You'll create better designs faster—*Guaranteed!*

### Guaranteed Satisfaction

Join over 70,000 customers and experience the power, flexibility and value that only Electronics Workbench offers. Receive unequalled service and free, unlimited technical support by phone, fax, e-mail, WWW, CompuServe and BBS. You'll be delighted. We guarantee it.\*



### True Mixed-Mode Power

Connect any analog or digital device to any other device without limit. Only Electronics Workbench offers this professional power for under \$2,000.

### Real-World Digital

Real-world TTL and CMOS, complete with propagation delays and fanout. Unique at this price.

### 32-Bit Speed

Integrated SPICE analog and native-mode digital simulation in full 32-bit. Unique at this price.

### Real-World Results

Unlimited supply of over 200 components and ICs and 350 real-world models—all perform as real devices.

## Electronics Workbench®

# \$299

### \*30-DAY MONEY-BACK GUARANTEE

VERSION 4.1 FOR WINDOWS 95/NT/3.1, DOS AND MACINTOSH.

Ask about our Engineer's Pack with thousands of additional models and more. Version 4.0 users call for your free upgrade.

# 800-263-5552



INTERACTIVE

Fax: 416-977-1818 Internet: <http://www.interactiv.com>  
CompuServe: 71333,3435/BBS: 416-977-3540/E-mail: ewb@interactiv.com

INTERACTIVE IMAGE TECHNOLOGIES LTD., 908 Niagara Falls Boulevard, #068, North Tonawanda, New York 14120-2060/Telephone 416-977-5550  
TRADEMARKS ARE PROPERTY OF THEIR RESPECTIVE HOLDERS. OFFER IS IN U.S. DOLLARS AND VALID ONLY IN THE UNITED STATES AND CANADA. ALL ORDERS SUBJECT TO \$15 SHIPPING AND HANDLING CHARGE

Australia: 2-519-3933 • Belgium: 2-384-73-09 • Brazil: 11-453-5588 • Canada: 416-977-5550 • Chile: 2-236-0300 • Cyprus: 9-641-801 • Czech Republic: 4-823-454 • Denmark: 33-25-0109 • Finland: 0-297-5033  
France: 1-49-08-90-00 • Germany: 711-62-7740 • Greece: 1-524-9981 • Hungary: 1-215-0082 • India: 11-578-7055 • Indonesia: 21-470-0815 • Israel: 3-647-5613 • Italy: 11-437-5549 • Japan: 3-5395-2126  
Malaysia: 3-774-2189 • Mexico: 5-593-5260 • Netherlands: 10-450-4949 • New Zealand: 9-267-1756 • Norway: 22-16-70-45 • Philippines: 973-27-0118 • Portugal: 1-814-6609 • Singapore: 777-2303 • Slovenia: 61-317-830  
South Africa: 331-6-8309 • South Korea: 2-3452-9757 • Spain: 1-383-8335 • Sweden: 8-740-5500 • Taiwan: 2-366-0080 • Thailand: 2-398-6952 • UAE: 4-453505 • UK: 203-23-3216 • USA: 416-977-5550

CIRCLE 126 ON FREE INFORMATION CARD

[www.americanradiohistory.com](http://www.americanradiohistory.com)